



# 2017 Anti-Doping Testing Figures

*Please click on the sub-report title to access it directly.*

*To print, please insert the pages indicated below.*

[Executive Summary – pp. 2-9](#) (7 pages)

[Laboratory Report – pp. 10-36](#) (26 pages)

[Sport Report – pp. 37-158](#) (121 pages)

[Testing Authority Report – pp. 159-298](#) (139 pages)

[ABP Report-Blood Analysis – pp. 299-336](#) (37 pages)

---



# **2017 Anti-Doping Testing Figures Executive Summary**

---

## EXECUTIVE SUMMARY

This Executive Summary is intended to assist stakeholders in navigating the data outlined within the 2017 Anti-Doping Testing Figures Report (2017 Report) and to highlight overall trends.

The 2017 Report summarizes the results of all the samples WADA-accredited laboratories analyzed and reported into WADA's Anti-Doping Administration and Management System (ADAMS) in 2017. This is the third set of global testing results since the revised World Anti-Doping Code (Code) came into effect in January 2015. The 2017 Report – which includes this Executive Summary and sub-reports by Laboratory, Sport, Testing Authority (TA) and Athlete Biological Passport (ABP) Blood Analysis – includes in- and out-of-competition urine samples; blood and ABP blood data; and, the resulting Adverse Analytical Findings (AAFs) and Atypical Findings (ATFs).

## REPORT HIGHLIGHTS

- A **7.1% increase in the overall number of samples** analyzed: 300,565 in 2016 to 322,050 in 2017.
- A **decrease in the number of AAFs**: 1.60% in 2016 (4,822 AAFs from 300,565 samples) to 1.43% in 2017 (4,596 AAFs from 322,050 samples). This is primarily due to the significant decrease in the reported cases of meldonium.
- About **80% of WADA-accredited laboratories saw an increase** in the total number of samples.
- A **relative increase in the overall number of (non-ABP) blood samples** analyzed: 7.75% in 2016 (23,298 of 300,565) to 8.62% in 2017 (27,759 of 322,050).
- An **increase of 3% in the number of ABP samples** tested: 28,173 in 2016 to 29,130 in 2017.

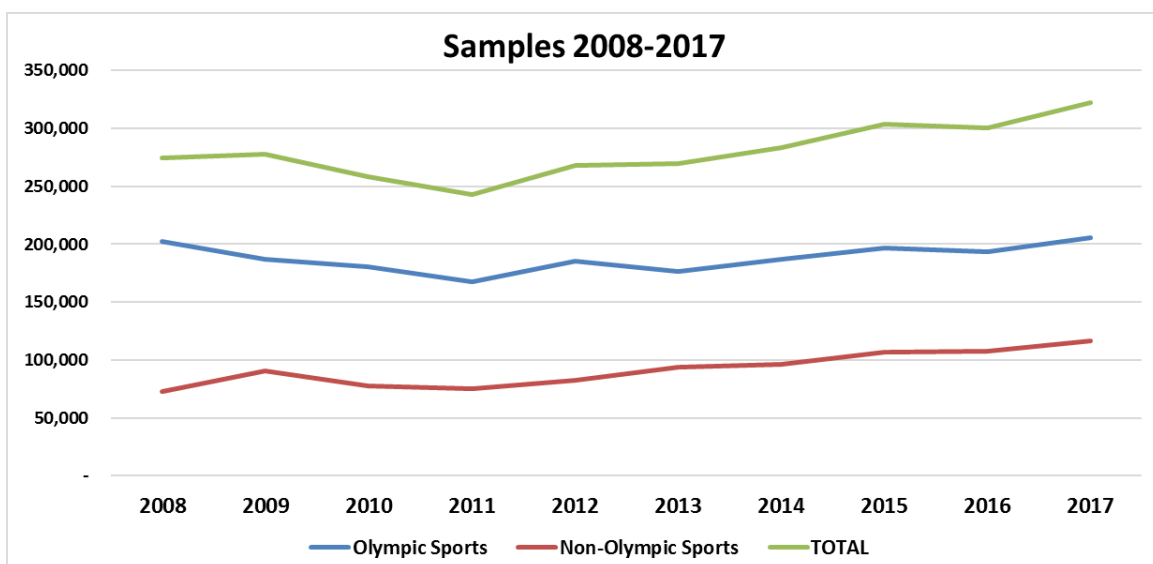
## ADAMS USE GROWS

WADA's ADAMS System continues to be a critical data-gathering tool for the anti-doping community. The findings indicate that more and more individuals and organizations are entering testing data directly into ADAMS (from 56% in 2015 to 87% in 2016 and 91% in 2017).

In addition, the figures of urine and blood samples (not including ABP samples) were compiled according to the 'Sample Collection Date' (and not the WADA-accredited laboratory's 'Sample Reception Date'). This is a result of the efforts made by the WADA-accredited laboratories to incorporate the collection date into their ADAMS reporting. The data was compiled using sample collection dates between 1 January and 31 December 2017.

## OVERALL FINDINGS

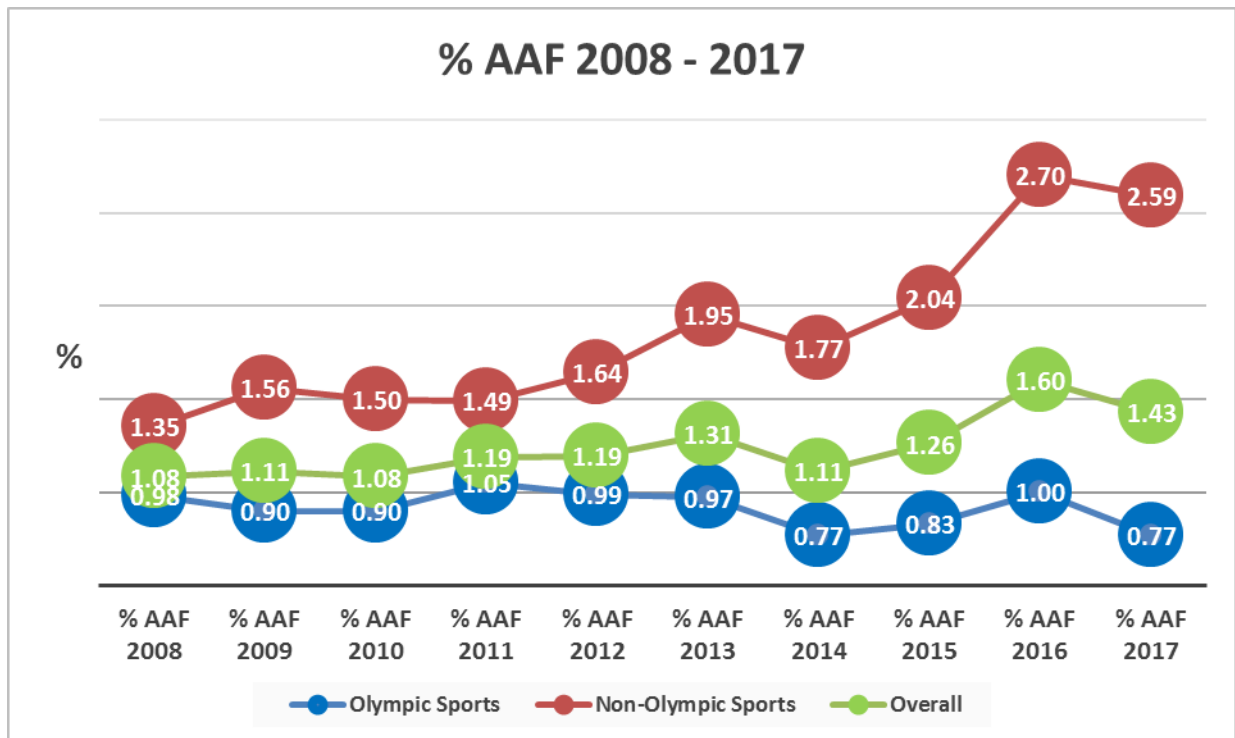
The 2017 data shows an increase of 7.1% in the number of overall samples analyzed from 300,565 in 2016 to 322,050 in 2017.



There was a decrease in the percentage of total findings (AAFs and ATFs - combined) from 1.81% in 2016 to 1.48% in 2017. The decrease in the total findings can be attributed to a decrease in both the number of AAFs and ATFs reported.

In addition, the data shows a decrease in the number of AAFs – more commonly known as positive tests – from 1.60% in 2016 to 1.43% in 2017. The lower number of AAFs is primarily related to the reported cases of meldonium (515 cases in 2016 to 79 cases in 2017) – a substance that was first included in the 2016 Prohibited List.

In 2017, the number of ATFs reported decreased as an expected consequence of the “Guidelines for the reporting and management of Human Chorionic Gonadotrophin (hCG) and Luteinizing Hormone (LH) findings”, later replaced on 1 September 2017 by the Technical Document TD2017CG/LH, which set out specified criteria for the analysis and reporting of LH findings.



The results also show an increase in the number of blood samples analyzed from 23,298 (2016) to 27,759 (2017).

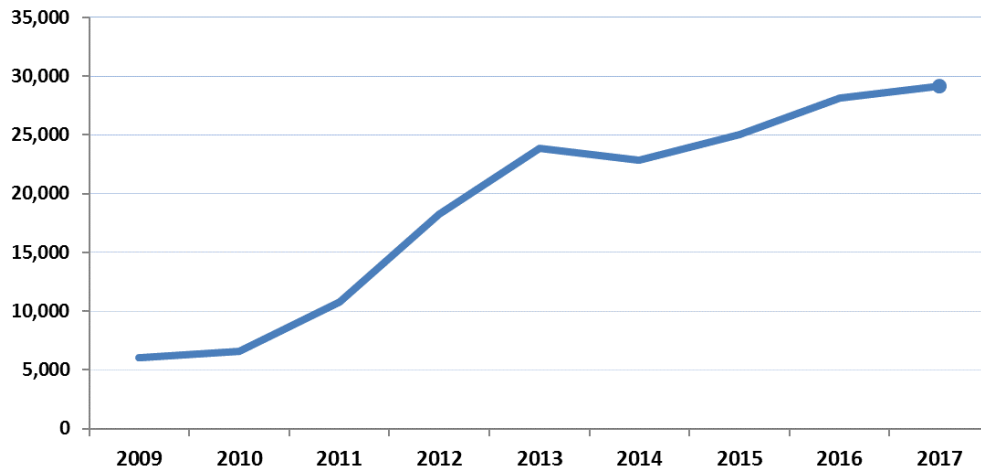
### INCREASED IMPLEMENTATION OF ABP

#### Blood ABP

The number of International Federations (IFs) that included ABP blood testing has remained at 26 compared to 2016, while the number of National Anti-Doping Organizations (NADOs) increased from 46 in 2016 to 54 in 2017.

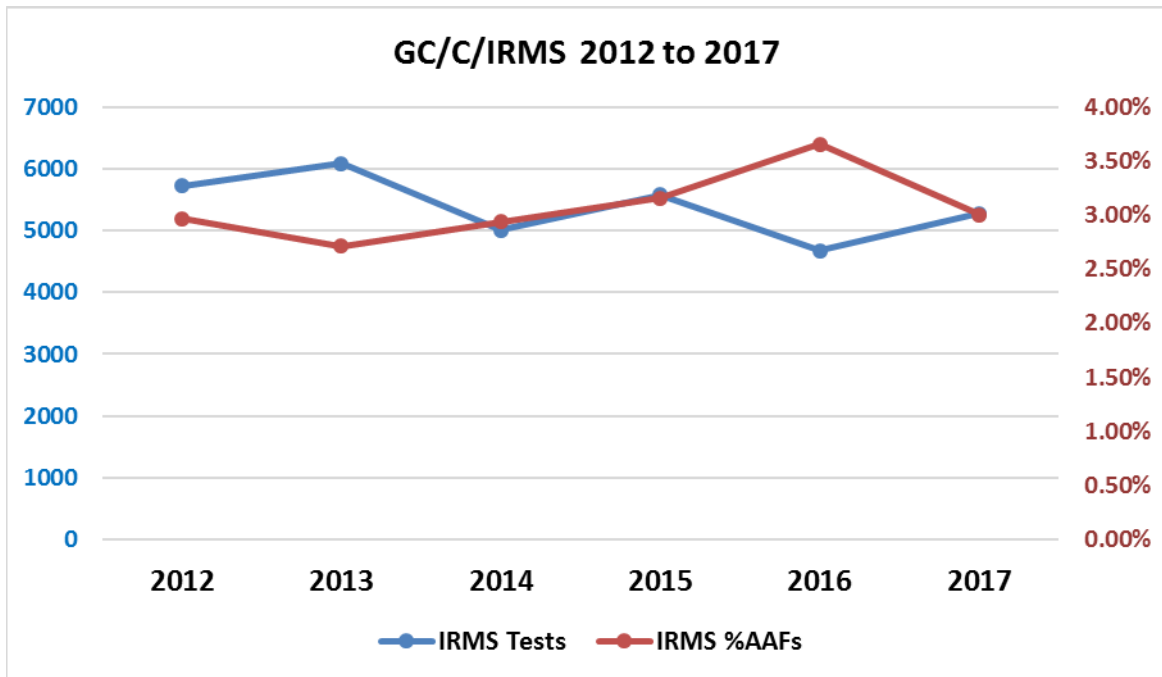
The total number of ABP samples grew by 3% over 2016 (28,173 in 2016 to 29,130 in 2017).

**Total ABP Samples Analyzed per Year**



**Steroidal ABP**

The gas chromatography combustion isotope ratio mass spectrometry (GC/C/IRMS) analytical method is an important test connected to the steroidal module of the ABP. IRMS can be triggered by the ABP or requested by the TA based on other information. The number of AAFs from the application of this method has decreased compared to 2016 (169 in 2016 and 159 in 2017) while the number of tests have increased in 2017 by 13% (4,676 tests in 2016 to 5,279 in 2017). Based on the relative percentage of AAFs in comparison to other methods, it is considered that the application of the GC/C/IRMS test continues to be useful and remains, at 3.01% AAF, the analytical method with the highest proportion of AAFs.



## INCREASED COMPLIANCE WITH THE TDSSA

The 2017 Report marks the third year that Anti-Doping Organizations (ADOs) were required to incorporate the Technical Document for Sport Specific Analysis (TDSSA) into their testing programs.

The TDSSA is intended to ensure that three groups of prohibited substances (Erythropoietin Stimulating Agents (ESAs), Growth Hormone (GH) and GH Releasing Factors (GHRFs), which are deemed to be at risk of abuse in certain sports/disciplines, are subject to an appropriate and consistent minimum level of analysis by all ADOs.

The findings of the 2017 Report highlight that there was an increase of ADOs testing for these three groups of prohibited substances when compared to 2014 (the year prior to TDSSA implementation), 2015 and 2016 including:

- An increase in the recording of TDSSA compliant sports/disciplines in ADAMS.
- An increase in ESAs testing in both urine and blood samples (60% between 2014 and 2017, 5% between 2016 and 2017).
- An increase in GH testing (a large increase in testing since 2014 continued with a 16% increase between 2016 and 2017).
- An increase in GHRFs testing (a large increase in testing since 2014 continued with a 17% increase between 2016 and 2017).

### Erythropoiesis Stimulating Agents (ESAs)

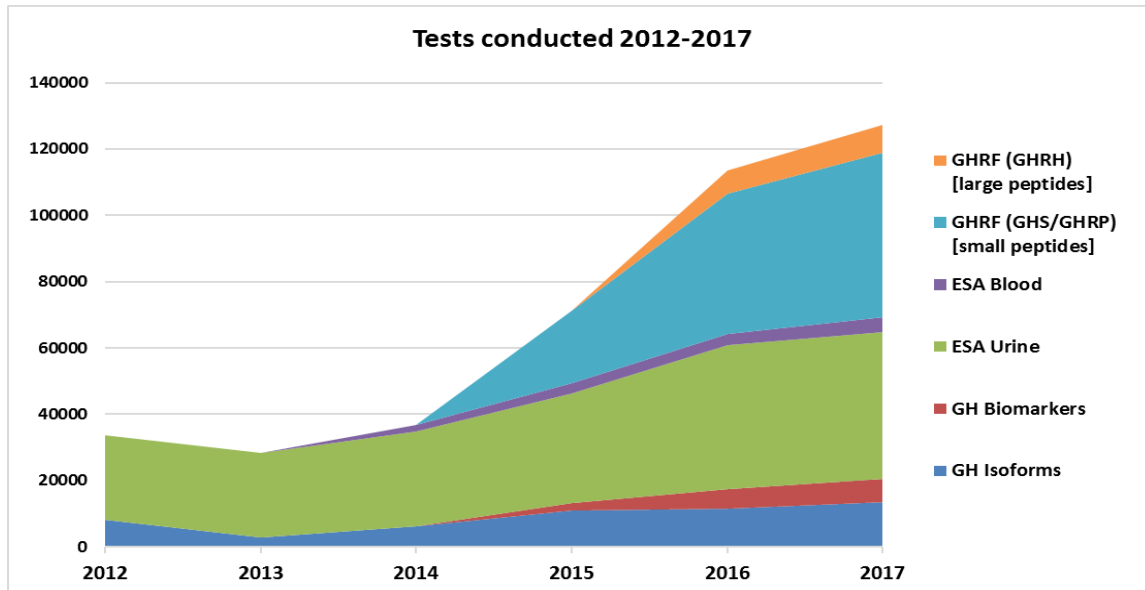
	Samples	# of Sports	# of TAs	AAFs
2017	48,853	116	220	85
2016	46,710	108	212	67
2015	36,218	95	179	46
2014	30,563	55	129	66

### Growth Hormone (GH)

	Samples	# of Sports	# of TAs	AAFs
2017	20,482	90	124	0
2016	17,538	68	111	6
2015	13,264	81	105	4
2014	6,075	44	64	2

### Growth Hormone Releasing Factors (GHRFs)

	Samples	# of Sports	# of TAs	AAFs
2017	57,869	119	218	19
2016	49,358	111	207	15
2015	21,727	88	154	14
2014	1,804	41	18	6



The Sport segment of the 2017 Report includes more samples in ADAMS that are assigned to specified sport disciplines than in 2016, which suggests that TAs continue to incorporate the TDSSA-defined sport disciplines into their sample collection procedures and documentation and thereby enhances the ability to analyze such figures accurately.

The 2017 Report does not detail statistics on Anti-Doping Rule Violations (ADRVs). These results are included in a separate ADRV Report, which details analytical and non-analytical cases and the outcomes of results management. The 2017 ADRV Report will be published in 2019.

The figures include all analyses conducted in 2017 by the WADA-accredited laboratories and by the WADA-approved laboratories (approved by WADA to conduct blood analysis exclusively for the purposes of the ABP blood module).

In reading the 2017 Report, it is important to note that:

- One single result does not necessarily correspond to one athlete. Results may correspond to multiple findings regarding the same athlete or measurements performed on the same athlete, such as in the case of longitudinal studies of testosterone.
- The number of AAFs in the Report may not correspond with the number of ADRVs reported by ADOs. This is because all results are subject to a results management process conducted by ADOs, which includes matching results with Therapeutic Use Exemptions (TUEs) and/or longitudinal studies, which can result in no sanction.
- To help with the interpretation of the 2017 Report, a comprehensive [Question and Answer document](#) is available on WADA's website.

**Table 1: Total Samples Analyzed (All Sports)\***

**A Samples Analyzed**

<b>Sport</b>	<b>Analyzed</b>	<b>AAFs<sup>1</sup></b>	<b>(%)</b>	<b>ATFs<sup>2</sup></b>	<b>(%)</b>	<b>Total Findings<sup>3</sup></b>	<b>(%)</b>
<b>Olympic Sports<sup>4</sup></b>	205,405	1,575	0.77%	107	0.05%	1,682	0.82%
<b>Non-Olympic Sports<sup>5</sup></b>	39,827	1,174	2.95%	27	0.07%	1,201	3.02%
<b>Non-ADAMS Data<sup>6</sup></b>	76,818	1,847	2.40%	26	0.03%	1,873	2.44%
<b>TOTAL</b>	<b>322,050</b>	<b>4,596</b>	<b>1.43%</b>	<b>160</b>	<b>0.05%</b>	<b>4,756</b>	<b>1.48%</b>

<sup>1</sup> The **Adverse Analytical Findings (AAF)** in this report are not to be confused with adjudicated or sanctioned Anti-Doping Rule Violations (ADRV). "Adverse Analytical Finding" is defined in the World Anti-Doping Code as "A report from a WADA -accredited laboratory or other WADA -approved laboratory that, consistent with the International Standard for Laboratories and related Technical Documents, identifies in a Sample the presence of a *Prohibited Substance* or its *Metabolites* or *Markers* (including elevated quantities of endogenous substances) or evidence of the use of a *Prohibited Method* ." These figures may not be identical to sanctioned cases (number of ADRVs), as the figures given in this report may contain findings that underwent the Therapeutic Use Exemption (TUE) approval process for example.

<sup>2</sup> The **Atypical Findings (ATF)** in this report are not to be confused with adjudicated or sanctioned Anti-Doping Rule Violations (ADRV). "Atypical Finding" is defined in the World Anti-Doping Code as "A report from a WADA -accredited laboratory or other WADA -approved laboratory which requires further investigation as provided by the International Standard for Laboratories or related Technical Documents prior to the determination of an *Adverse Analytical Finding* ." *Atypical Findings* may correspond to multiple measurements performed on the same *Athlete* , such as in cases of longitudinal studies on testosterone.

<sup>3</sup> Includes *Adverse Analytical Findings (AAF)* and *Atypical Findings (ATF)*

<sup>4</sup> Olympic sports in this table include sports classified under ASOIF and AIOWF.

<sup>5</sup> Non-Olympic sports in this table includes sports classified as ARISF, AIMS, IPC, Sports for Athletes with an Impairment and Other Sports.

<sup>6</sup> Non-ADAMS refers to anti-doping results that were not reported in ADAMS (e.g. North American professional leagues).

\* These figures do not include blood samples taken for the ABP. Blood samples taken for the ABP can be found in "2017 Anti-Doping Testing Figures - Athlete Biological Passport (ABP) Report - Blood Analysis".



**Table 2: Comparison of Years 2013 to 2017 - Olympic and Non-Olympic Figures**

	2013	2014	2015	2016	2017	2017 vs 2016
	<i>A Samples Analyzed</i>	<i>A Samples Analyzed</i>	<i>A Samples Analyzed</i>	<i>A Samples Analyzed</i>	<i>A Samples Analyzed</i>	<i>A Samples Analyzed (% change)</i>
Olympic Sports*	176,502	186,739	196,581	193,345	205,405	6.2%
Non-Olympic Sports**	93,376	96,565	106,788	107,220	116,645	8.8%
<b>TOTAL</b>	<b>269,878</b>	<b>283,304</b>	<b>303,369</b>	<b>300,565</b>	<b>322,050</b>	<b>7.1%</b>

	2013	2014	2015	2016	2017	2017 vs 2016
	<i>AAFs<sup>1</sup></i>	<i>AAFs<sup>1</sup></i>	<i>AAFs<sup>1</sup></i>	<i>AAFs<sup>1</sup></i>	<i>AAFs<sup>1</sup></i>	<i>AAFs<sup>2</sup> (% change)</i>
Olympic Sports*	1,710	1,440	1,634	1,927	1,575	- 18.3%
Non-Olympic Sports**	1,819	1,713	2,175	2,895	3,021	+ 4.4%
<b>TOTAL</b>	<b>3,529</b>	<b>3,153</b>	<b>3,809</b>	<b>4,822</b>	<b>4,596</b>	<b>- 4.7%</b>

	2013		2014		2015		2016		2017		2017 vs 2016
	<i>% AAFs<sup>1</sup></i>	<i>% Total Findings<sup>2</sup></i>	<i>% AAFs<sup>1</sup></i>	<i>% Total Findings<sup>2</sup></i>	<i>% AAFs<sup>1</sup></i>	<i>% Total Findings<sup>2</sup></i>	<i>% AAFs<sup>1</sup></i>	<i>% Total Findings<sup>2</sup></i>	<i>% AAFs<sup>1</sup></i>	<i>% Total Findings<sup>2</sup></i>	
Olympic Sports*	0.97	1.94	0.77	0.99	0.83	1.64	1.00	1.26	0.77	0.82	- 0.44
Non-Olympic Sports**	1.95	2.72	1.77	2.09	2.04	2.52	2.70	2.81	2.59	2.64	- 0.17
<b>Overall</b>	<b>1.31</b>	<b>2.21</b>	<b>1.11</b>	<b>1.36</b>	<b>1.26</b>	<b>1.49</b>	<b>1.60</b>	<b>1.81</b>	<b>1.43</b>	<b>1.48</b>	<b>- 0.33</b>

\* Olympic sport (ASOIF and AIOWF) data may include tests conducted in non-Olympic disciplines of the sport which are governed by an Olympic IF

\*\* Includes non-Olympic sports data and non-ADAMS data (Table 5)

<sup>1</sup> The *Adverse Analytical Findings (AAFs)* in this table are not to be confused with adjudicated or sanctioned Anti-Doping Rule Violations (ADRVs). These figures may not be identical to sanctioned cases, as the figures given in this report may contain findings that underwent the Therapeutic Use Exemption (TUE) approval process for example.

<sup>2</sup> Includes *Adverse Analytical Findings (AAF)* and *Atypical Findings (ATF)*

**Table 3: Summary - Total Samples Analyzed**

	<b>Samples</b>	<b>ATF</b>	<b>AAF</b>
ADAMS Urine Total	224,167	163	2,720
ADAMS Blood Total	21,065	12	29
ABP Total <sup>1</sup>	29,130	-	-
non-ADAMS Urine Total	70,124	26	1,847
non-ADAMS Blood Total	6,694	-	-
	<b>351,180</b>	<b>201</b>	<b>4,596</b>

<sup>1</sup> ABP total in Table 3 also includes ABP samples analyzed by WADA-approved laboratories in Moscow (Russia), Bogota (Colombia), Bloemfontein (South Africa) and Auckland (New Zealand). Please refer to the ABP Report.



# 2017 Anti-Doping Testing Figures by Laboratory

---

## Table of Contents

---

### Total Samples Analyzed

---

- Table 1 : Summary - Samples Analyzed per Laboratory (as reported in ADAMS)
- Table 2 : Summary - Samples Analyzed per Laboratory (not reported in ADAMS)
- Table 3 : Total IC and OOC Samples Analyzed per Laboratory (as reported in ADAMS)
- Table 4 : Total IC and OOC Samples Analyzed per Laboratory (not reported in ADAMS)

### Tests Conducted

---

- Table 5 : GC/C/IRMS Tests Conducted per Laboratory for Markers of the Steroid Profile (Urine)
- Table 6 : GC/C/IRMS Tests Conducted per Laboratory for 19-norandrosterone (Urine)
- Table 7 : GC/C/IRMS Tests Conducted per Laboratory for Boldenone and/or metabolite(s)
- Table 8 : ESA Tests Conducted per Laboratory (Urine)
- Table 9 : ESA Tests Conducted per Laboratory (Blood)
- Table 10 : GHRF(GHS/GHRP)Tests Conducted per Laboratory (Urine)
- Table 11 : GHRF(GHRH) Tests Conducted per Laboratory (Urine)
- Table 12 : GnRH Tests Conducted per Laboratory (Urine)
- Table 13 : Insulin Tests Conducted per Laboratory (Urine and Blood)
- Table 14 : IGF-I Tests Conducted per Laboratory (Urine and Blood)
- Table 15 : hGH Isoforms Tests Conducted per Laboratory (Blood)
- Table 16 : hGH Biomarkers Tests Conducted per Laboratory (Blood)
- Table 17 : HBOC Tests Conducted per Laboratory (Blood)
- Table 18 : HBT (Transfusion) Tests Conducted per Laboratory (Blood)

### Substances Identified

---

- Table 19 : Summary - Substances Identified as AAFs in Each Drug Class in ADAMS (All Sports)
- Table 20 : Summary - Substances Identified as ATFs in Each Drug Class in ADAMS (All Sports)
- Table 21 : Substances Identified as AAFs in Each Drug Class in ADAMS (All Sports)
- Table 22 : Substances Identified in Each Drug Class as ATFs in ADAMS (All Sports) as ATFs
- Table 23 : Total Laboratory AAFs per Drug Class as Reported in ADAMS (All Sports)

## Terms and Abbreviations

<b>IC</b>	In-Competition
<b>OOOC</b>	Out-of-Competition
<b>Sample</b>	Any biological material collected for the purposes of Doping Control*
<b>AAF</b>	Adverse Analytical Finding
<b>ATF</b>	Atypical Finding
<b>GC/C/IRMS</b>	Gas Chromatograph/Carbon/Isotope Ratio Mass Spectrometry (e.g. "IRMS")
<b>ESA</b>	Erythropoiesis Stimulating Agent**
<b>hGH Isoforms</b>	Human Growth Hormone Isoform Differential Immunoassay
<b>hGH Biomarkers</b>	Human Growth Hormone Biomarkers
<b>GHRF (GHS/GHRP)</b>	Growth Hormone Releasing Factors (Growth Hormone Secretagogues/GH-Releasing Peptides)
<b>GHRF (GHRH)</b>	Growth Hormone Releasing Factors (Growth Hormone Releasing Hormone)
<b>GnRH</b>	Gonadotrophin Releasing Hormones
<b>HBT</b>	Homologous Blood Transfusion
<b>HBOC</b>	Haemoglobin Based Oxygen Carrier
<b>IGF-I</b>	Insulin-like Growth Factor-I (and its analogues)
<b>ABP</b>	Athlete Biological Passport
<b>IOC</b>	International Olympic Committee
<b>ASOIF</b>	Association of Summer Olympic International Sports Federations
<b>AIOWF</b>	Association of International Olympic Winter Sports Federations
<b>ARISF</b>	Association of IOC Recognized International Sports Federations
<b>AIMS</b>	Alliance of Independent Recognised Members of Sport
<b>NADO</b>	National Anti-Doping Organization
<b>RADO</b>	Regional Anti-Doping Organization
<b>NOC</b>	National Olympic Committee
<b>MEO</b>	Multi-Sports Organizations and Events
<b>IF</b>	International Federation
<b>NF</b>	National Federation
<b>IPC</b>	International Paralympic Committee***
<b>ADAMS</b>	Anti-Doping Administration and Management System
<b>TA</b>	Testing Authority
<b>SCA</b>	Sample Collection Authority
<b>-</b>	a "dash" represents "0" (no data) in tables compiling the number of Samples, ATFs or AAFs
<b>( R )</b>	A discipline which is discontinued in ADAMS based on request of the governing IF, being an event under an existing discipline or being no longer necessary for administrative purposes

\* Biological material limited to urine and blood in this report

\*\* Including recombinant erythropoietins (i.e. epoetins) and their analogues (e.g. darbepoetin, pegserpoetin, peginesatide, CERA, EPO-Fc)

\*\*\* Limited to sport/disciplines under the governance of the IPC (others are compiled under the category "Sports for Athletes with an Impairment").

*This report compiles data as recorded in ADAMS on 10 April 2017 plus supplementary information through Stakeholder consultation*

**Table 1: Summary - Samples Analyzed per Laboratory (as reported in ADAMS)**

Laboratory	Urine			Blood			Total % AAF	ABP Samples <sup>1</sup>	Total Samples
	Samples	ATF	AAF	Samples	ATF	AAF			
Ankara, Turkey	4062	1	49	39	-	-	1.19%	267	4,368
Athens, Greece <sup>2</sup>	2772	2	25	8	-	-	0.90%	-	2,780
Bangkok, Thailand <sup>2</sup>	3407	-	44	22	-	-	1.28%	-	3,429
Barcelona, Spain	6021	15	100	411	-	2	1.59%	1669	8,101
Beijing, China	13420	2	131	1814	2	5	0.89%	881	16,115
Bogota, Colombia	174	1	1	-	-	-	0.57%	88	262
Bucharest, Romania	3108	2	31	303	-	-	0.91%	12	3,423
Cologne, Germany	24021	7	245	3718	-	-	0.88%	4411	32,150
New Delhi, India	6842	17	96	276	-	-	1.35%	45	7,163
Doha, Qatar	1681	2	33	141	-	-	1.81%	54	1,876
Dresden, Germany	12568	7	122	1386	-	-	0.87%	1996	15,950
Ghent, Belgium	13354	2	236	1215	-	-	1.62%	1659	16,228
Havana, Cuba <sup>2</sup>	4633	4	90	118	-	-	1.89%	-	4,751
Helsinki, Finland	2878	1	11	372	-	-	0.34%	540	3,790
Lausanne, Switzerland	9474	8	70	1062	2	-	0.66%	3043	13,579
London, UK	7723	3	67	1006	-	-	0.77%	811	9,540
Los Angeles, USA <sup>2</sup>	9142	5	115	133	-	-	1.24%	-	9,275
Madrid, Spain	3388	1	60	285	-	-	1.63%	631	4,304
Montreal, Canada	11578	7	170	761	2	7	1.43%	612	12,951
Oslo, Norway	4166	-	36	602	-	-	0.76%	1442	6,210
Paris, France	9877	3	197	654	-	2	1.89%	1036	11,567
Rio de Janeiro, Brazil	4538	1	59	382	-	1	1.22%	251	5,171
Rome, Italy	10408	4	120	842	-	-	1.07%	709	11,959
Seibersdorf, Austria	15193	1	154	1641	-	-	0.91%	1690	18,524
Seoul, Korea	4505	6	64	196	-	-	1.36%	199	4,900
Stockholm, Sweden	6469	9	59	518	1	-	0.84%	1123	8,110
Sydney, Australia	7083	3	69	794	-	-	0.88%	1113	8,990
Mexico City, Mexico	203	-	6	-	-	-	2.96%	3	206
Tokyo, Japan	7235	-	25	226	-	-	0.34%	264	7,725
Salt Lake City, USA	9573	5	162	1488	4	12	1.57%	2624	13,685
Warsaw, Poland	4671	3	73	652	1	-	1.37%	351	5,674
<b>Totals</b>	<b>224,167</b>	<b>122</b>	<b>2,720</b>	<b>21,065</b>	<b>12</b>	<b>29</b>		<b>27,524</b>	<b>272,756</b>

<sup>1</sup> ABP total in Table 4 does not include the ABP samples analyzed by the WADA-approved laboratories in New Zealand and Moscow (please refer to ABP Report)

<sup>2</sup> Not accredited to conduct blood analyses in support of the haematological module of the Athlete Biological Passport (ABP) in 2016.

**Table 2: Total Samples Analyzed per Laboratory (not reported in ADAMS)**

Laboratory	Urine			Blood			Total Samples	% AAF
	Samples	ATF	AAF	Samples	ATF	AAF		
Salt Lake City, USA	24916	-	1051	2750	-	-	27666	3.8%
Montreal, Canada	18139	3	380	2281	-	-	20420	1.9%
Los Angeles, USA	27069	23	416	1663	-	-	28732	1.4%
<b>Totals</b>	<b>70124</b>	<b>26</b>	<b>1847</b>	<b>6694</b>	<b>0</b>	<b>0</b>	<b>76,818</b>	

**Table 3: Total IC and OOC Samples Analyzed per Laboratory (as reported in ADAMS)**

Laboratory	Urine						Blood <sup>1</sup>						Total Samples
	IC		AAF	OOO		AAF	IC		AAF	OOO		AAF	
	Samples	ATF		Samples	ATF		Samples	ATF		Samples	ATF		Samples
Ankara, Turkey	3280	-	46	782	1	3	13	-	-	26	-	-	4101
Athens, Greece	2113	1	25	659	1	-	-	-	-	8	-	-	2780
Bangkok, Thailand	1892	-	38	1515	-	6	22	-	-	-	-	-	3429
Barcelona, Spain	4531	13	76	1490	2	24	149	-	-	262	-	2	6432
Beijing, China	7094	-	89	6326	2	42	659	-	-	1155	2	5	15234
Bogota, Colombia	162	1	1	12	-	-	-	-	-	-	-	-	174
Bucharest, Romania	1886	-	22	1222	2	9	48	-	-	255	-	-	3411
Cologne, Germany	10783	5	197	13238	2	48	726	-	-	2992	-	-	27739
New Delhi, India	4319	12	78	2523	5	18	123	-	-	153	-	-	7118
Doha, Qatar	1146	2	31	535	-	2	87	-	-	54	-	-	1822
Dresden, Germany	7166	5	100	5402	2	22	327	-	-	1059	-	-	13954
Ghent, Belgium	8746	-	207	4608	2	29	320	-	-	895	-	-	14569
Havana, Cuba	3533	3	81	1100	1	9	-	-	-	118	-	-	4751
Helsinki, Finland	1511	1	9	1367	-	2	136	-	-	236	-	-	3250
Lausanne, Switzerland	3792	4	44	5682	4	26	196	-	-	866	2	-	10536
London, UK	3001	2	42	4722	1	25	96	-	-	910	-	-	8729
Los Angeles, USA	5836	1	79	3306	4	36	133	-	-	-	-	-	9275
Madrid, Spain	2496	-	57	892	1	3	121	-	-	164	-	-	3673
Montreal, Canada	6183	5	147	5395	2	23	222	2	7	539	-	-	12339
Oslo, Norway	1921	-	23	2245	-	13	127	-	-	475	-	-	4768
Paris, France	6460	2	180	3417	1	17	230	-	2	424	-	-	10531
Rio de Janeiro, Brazil	3581	-	54	957	1	5	48	-	-	334	-	1	4920
Rome, Italy	8401	4	114	2007	-	6	477	-	-	365	-	-	11250
Seibersdorf, Austria	8249	1	130	6944	-	24	558	-	-	1083	-	-	16834
Seoul, Korea	3232	6	53	1273	-	11	172	-	-	24	-	-	4701
Stockholm, Sweden	2332	4	29	4137	5	30	34	-	-	484	1	-	6987
Sydney, Australia	3022	1	48	4061	2	21	98	-	-	696	-	-	7877
Mexico City, Mexico	178	-	6	25	-	-	-	-	-	-	-	-	203
Tokyo, Japan	5347	-	17	1888	-	8	71	-	-	155	-	-	7461
Salt Lake City, USA	4956	5	114	4617	-	48	242	1	12	1246	3	-	11061
Warsaw, Poland	2983	3	64	1688	-	9	127	-	-	525	1	-	5323
<b>Totals</b>	<b>130,132</b>	<b>81</b>	<b>2,201</b>	<b>94,035</b>	<b>41</b>	<b>519</b>	<b>5,562</b>	<b>3</b>	<b>21</b>	<b>15,503</b>	<b>9</b>	<b>8</b>	<b>245,232</b>

**Table 4: Total IC and OOC Samples Analyzed per Laboratory (not reported in ADAMS)**

Laboratory	Urine						Blood <sup>1</sup>						Total
	IC		AAF	OOO		AAF	IC		AAF	OOO		AAF	
	Samples	ATF		Samples	ATF		Samples	ATF		Samples	ATF		Samples
Salt Lake City, USA	476	-	36	24440	-	1015	2	-	-	2748	-	-	27666
Montreal, Canada	13150	3	300	4989	-	80	-	-	-	2281	-	-	20420
Los Angeles, USA	2058	-	121	25011	23	295	-	-	-	1663	-	-	28732
<b>Totals</b>	<b>15,684</b>	<b>3</b>	<b>457</b>	<b>54,440</b>	<b>23</b>	<b>1390</b>	<b>2</b>	<b>0</b>	<b>0</b>	<b>6,692</b>	<b>0</b>	<b>0</b>	<b>76,818</b>

<sup>1</sup> These figures do not include blood samples taken for the Athlete Biological Passport (ABP).

**Table 5: GC/C/IRMS Tests Conducted per Laboratory for Markers of the Steroid Profile (Urine)**

Laboratory	GC/C/IRMS								Total Samples	Total AAFs	% AAF
	Samples	IC			Samples	OOC					
		Inc*	ATF**	AAF		Inc*	ATF**	AAF			
Ankara, Turkey	54	1	-	1	16	-	-	1	70	2	3%
Athens, Greece	20	-	1	2	2	-	1	-	22	2	9%
Bangkok, Thailand	5	1	2	-	1	-	-	-	6	-	-
Barcelona, Spain	152	11	8	6	31	2	-	1	183	7	4%
Beijing, China	57	-	-	-	53	1	1	1	110	1	1%
Bogota, Colombia	-	-	-	-	-	-	-	-	-	-	n/a
Bucharest, Romania	16	-	-	-	17	-	-	-	33	-	-
Cologne, Germany	337	-	-	19	252	-	1	7	589	26	4%
New Delhi, India	149	4	6	7	53	3	1	3	202	10	5%
Doha, Qatar	29	1	-	-	22	2	1	-	51	-	-
Dresden, Germany	97	-	-	2	52	-	-	1	149	3	2%
Ghent, Belgium	169	-	3	13	80	-	2	3	249	16	6%
Havana, Cuba	5	-	-	3	1	-	-	-	6	3	50%
Helsinki, Finland	-	-	-	-	-	-	-	-	-	-	n/a
Lausanne, Switzerland	104	6	-	3	170	1	2	-	274	3	1%
London, UK	14	2	1	-	41	1	-	-	55	-	-
Los Angeles, USA	271	-	-	5	276	1	1	6	547	11	2%
Madrid, Spain	84	3	1	4	21	-	1	-	105	4	4%
Montreal, Canada	166	1	1	2	143	-	-	1	309	3	1%
Oslo, Norway	41	-	-	-	45	-	-	1	86	1	1%
Paris, France	222	-	-	10	75	-	-	3	297	13	4%
Rio de Janeiro, Brazil	162	-	1	7	52	-	1	-	214	7	3%
Rome, Italy	282	2	1	14	72	-	-	-	354	14	4%
Seibersdorf, Austria	191	-	-	3	204	-	-	1	395	4	1%
Seoul, Korea	30	4	1	3	11	-	-	-	41	3	7%
Stockholm, Sweden	49	-	4	2	121	-	5	1	170	3	2%
Sydney, Australia	48	-	-	3	63	-	-	2	111	5	5%
Mexico City, Mexico	1	-	-	-	-	-	-	-	1	-	-
Tokyo, Japan	78	-	-	-	24	-	-	1	102	1	1%
Salt Lake City, USA	169	-	6	9	291	1	2	6	460	15	3%
Warsaw, Poland	60	1	-	1	28	-	-	1	88	2	2%
<b>Totals</b>	<b>3062</b>	<b>37</b>	<b>36</b>	<b>119</b>	<b>2217</b>	<b>12</b>	<b>19</b>	<b>40</b>	<b>5,279</b>	<b>159</b>	<b>3.01%</b>

\* The GC/C/IRMS result is inconclusive due to technical limitations (insufficient sample volume, very low concentrations of TCs or ERCs, presence of interfering compounds, etc.)

\*\* The GC/C/IRMS result does not meet the positivity criteria; however is not consistent with the endogenous origin of the target compound(s) in the laboratory's opinion.

**Table 6: GC/C/IRMS Tests Conducted per Laboratory for 19-norandrosterone (Urine)**

Laboratory	GC/C/IRMS						Total Samples	Total AAFs	% AAF
	IC			OOC					
	Samples	ATF*	AAF	Samples	ATF*	AAF			
Ankara, Turkey	-	-	-	-	-	-	-	-	n/a
Athens, Greece	-	-	-	-	-	-	-	-	n/a
Bangkok, Thailand	-	-	-	-	-	-	-	-	n/a
Barcelona, Spain	-	-	-	-	-	-	-	-	n/a
Beijing, China	7	-	6	-	-	-	7	6	86%
Bogota, Colombia	-	-	-	-	-	-	-	-	n/a
Bucharest, Romania	-	-	-	-	-	-	-	-	n/a
Cologne, Germany	6	-	5	6	-	3	12	8	67%
New Delhi, India	6	2	3	-	-	-	6	3	50%
Doha, Qatar	-	-	-	-	-	-	-	-	n/a
Dresden, Germany	-	-	-	-	-	-	-	-	n/a
Ghent, Belgium	4	-	3	2	1	-	6	3	50%
Havana, Cuba	-	-	-	-	-	-	-	-	n/a
Helsinki, Finland	-	-	-	-	-	-	-	-	n/a
Lausanne, Switzerland	1	1	-	1	-	1	2	1	50%
London, UK	-	-	-	1	1	-	1	-	-
Los Angeles, USA	-	-	-	-	-	-	-	-	n/a
Madrid, Spain	-	-	-	-	-	-	-	-	n/a
Montreal, Canada	10	1	-	1	-	-	11	-	0%
Oslo, Norway	-	-	-	-	-	-	-	-	n/a
Paris, France	2	-	2	-	-	-	2	2	100%
Rio de Janeiro, Brazil	1	-	1	1	-	1	2	2	100%
Rome, Italy	7	1	4	1	-	1	8	5	63%
Seibersdorf, Austria	-	-	-	-	-	-	-	-	n/a
Seoul, Korea	-	-	-	-	-	-	-	-	n/a
Stockholm, Sweden	-	-	-	-	-	-	-	-	n/a
Sydney, Australia	-	-	-	-	-	-	-	-	n/a
Mexico City, Mexico	-	-	-	-	-	-	-	-	n/a
Tokyo, Japan	-	-	-	-	-	-	-	-	n/a
Salt Lake City, USA	5	-	1	1	-	1	6	2	33%
Warsaw, Poland	-	-	-	-	-	-	-	-	n/a
<b>Totals</b>	<b>49</b>	<b>5</b>	<b>25</b>	<b>14</b>	<b>2</b>	<b>7</b>	<b>63</b>	<b>32</b>	<b>50.8%</b>

\*GC/C/IRMS analysis was inconclusive (e.g. due to the presence of interfering compound(s) or any other factor preventing a reliable GC/C/IRMS measurement) or not consistent with an exogenous origin of 19-NA



**Table 7: GC/C/IRMS Tests Conducted per Laboratory for Boldenone and/or metabolite(s) (Urine)**

Laboratory	GC/C/IRMS						% AAF
	IC		OOC		Total Samples	Total AAFs	
	Samples	AAF	Samples	AAF			
Ankara, Turkey	-	-	-	-	-	-	n/a
Athens, Greece	-	-	-	-	-	-	n/a
Bangkok, Thailand	-	-	-	-	-	-	n/a
Barcelona, Spain	-	-	-	-	-	-	n/a
Beijing, China	-	-	-	-	-	-	n/a
Bogota, Colombia	-	-	-	-	-	-	n/a
Bucharest, Romania	-	-	-	-	-	-	n/a
Cologne, Germany	9	5	5	3	14	8	57%
New Delhi, India	1	1	1	-	2	1	50%
Doha, Qatar	-	-	-	-	-	-	n/a
Dresden, Germany	-	-	-	-	-	-	n/a
Ghent, Belgium	1	1	-	-	1	1	100%
Havana, Cuba	-	-	-	-	-	-	n/a
Helsinki, Finland	-	-	-	-	-	-	n/a
Lausanne, Switzerland	2	1	3	1	5	2	40%
London, UK	-	-	-	-	-	-	n/a
Los Angeles, USA	-	-	-	-	-	-	n/a
Madrid, Spain	-	-	-	-	-	-	n/a
Montreal, Canada	3	2	5	2	8	4	50%
Oslo, Norway	-	-	-	-	-	-	n/a
Paris, France	4	3	-	-	4	3	75%
Rio de Janeiro, Brazil	-	-	-	-	-	-	n/a
Rome, Italy	4	4	-	-	4	4	100%
Seibersdorf, Austria	-	-	-	-	-	-	n/a
Seoul, Korea	1	1	-	-	1	1	100%
Stockholm, Sweden	-	-	-	-	-	-	n/a
Sydney, Australia	-	-	-	-	-	-	n/a
Mexico City, Mexico	-	-	-	-	-	-	n/a
Tokyo, Japan	-	-	-	-	-	-	n/a
Salt Lake City, USA	-	-	2	1	2	1	50%
Warsaw, Poland	-	-	-	-	-	-	n/a
<b>Totals</b>	<b>25</b>	<b>18</b>	<b>16</b>	<b>7</b>	<b>41</b>	<b>25</b>	<b>61.0%</b>

Laboratory	GC/C/IRMS formestane						% AAF
	IC		OOC		Total Samples	Total AAFs	
	Samples	AAF	Samples	AAF			
Cologne, Germany	1	-	-	-	1	-	0%
Paris, France	1	-	-	-	1	-	0%
<b>Totals</b>	<b>2</b>	<b>0</b>	<b>0</b>	<b>0</b>	<b>2</b>	<b>0</b>	<b>-</b>

Laboratory	GC/C/IRMS prednisone/prednisolone						% AAF
	IC		OOC		Total Samples	Total AAFs	
	Samples	AAF	Samples	AAF			
Montreal, Canada	2	2	-	-	2	2	100%
<b>Totals</b>	<b>2</b>	<b>2</b>	<b>0</b>	<b>0</b>	<b>2</b>	<b>2</b>	<b>100%</b>

**Table 8: ESA Tests Conducted per Laboratory (Urine)**

Laboratory	ESAs (including recombinant EPOs and analogues)							
	Urine							
	IC		OOC		Total		% AAF	
	Samples	AAF	Samples	AAF	Samples	AAFs	AAF	
Ankara, Turkey	318	-	289	-	607	-	0%	
Athens, Greece	544	1	41	-	585	1	0.2%	
Bangkok, Thailand	14	-	1	-	15	-	0%	
Barcelona, Spain	796	-	455	2	1251	2	0.2%	
Beijing, China	1098	6	944	11	2042	17	1%	
Bogota, Colombia	23	-	2	-	25	-	0%	
Bucharest, Romania	205	-	347	1	552	1	0.2%	
Cologne, Germany	1874	-	4661	1	6535	1	0.02%	
New Delhi, India	301	-	363	-	664	-	0%	
Doha, Qatar	150	-	102	-	252	-	0%	
Dresden, Germany	1359	-	1711	-	3070	-	0%	
Ghent, Belgium	1991	3	1374	2	3365	5	0.1%	
Havana, Cuba	272	-	128	1	400	1	0.3%	
Helsinki, Finland	273	-	330	-	603	-	0%	
Lausanne, Switzerland	516	-	2207	3	2723	3	0.1%	
London, UK	389	-	1349	1	1738	1	0.1%	
Los Angeles, USA	370	-	669	-	1039	-	0%	
Madrid, Spain	954	2	281	-	1235	2	0.2%	
Montreal, Canada	716	-	1308	-	2024	-	0%	
Oslo, Norway	273	-	531	-	804	-	0%	
Paris, France	1307	2	624	2	1931	4	0.2%	
Rio de Janeiro, Brazil	308	2	244	-	552	2	0.4%	
Rome, Italy	1527	4	455	-	1982	4	0.2%	
Seibersdorf, Austria	1825	2	1823	4	3648	6	0.2%	
Seoul, Korea	306	-	190	-	496	-	0%	
Stockholm, Sweden	300	-	762	3	1062	3	0.3%	
Sydney, Australia	281	-	544	-	825	-	0%	
Mexico City, Mexico	16	-	-	-	16	-	0%	
Tokyo, Japan	959	-	421	-	1380	-	0%	
Salt Lake City, USA	910	1	1190	2	2100	3	0.1%	
Warsaw, Poland	437	-	364	-	801	-	0%	
<b>Totals</b>	<b>20612</b>	<b>23</b>	<b>23710</b>	<b>33</b>	<b>44,322</b>	<b>56</b>	<b>0.13%</b>	

**Table 9: ESA Tests Conducted per Laboratory (Blood)**

Laboratory	ESA (including recombinant EPOs and analogues) Blood						% AAF
	IC		OOC		Total		
	Samples	AAF	Samples	AAF	Samples	AAFs	
Ankara, Turkey	-	-	-	-	-	-	n/a
Athens, Greece	-	-	-	-	-	-	n/a
Bangkok, Thailand	-	-	-	-	-	-	n/a
Barcelona, Spain	23	-	109	2	132	2	1.5%
Beijing, China	256	-	431	5	687	5	0.7%
Bogota, Colombia	-	-	-	-	-	-	n/a
Bucharest, Romania	-	-	9	-	9	-	0%
Cologne, Germany	108	-	865	-	973	-	0%
New Delhi, India	50	-	100	-	150	-	0%
Doha, Qatar	-	-	36	-	36	-	0%
Dresden, Germany	109	-	73	-	182	-	0%
Ghent, Belgium	6	-	76	-	82	-	0%
Havana, Cuba	-	-	-	-	-	-	n/a
Helsinki, Finland	1	-	16	-	17	-	0%
Lausanne, Switzerland	10	-	66	-	76	-	0%
London, UK	20	-	105	-	125	-	0%
Los Angeles, USA	-	-	-	-	-	-	n/a
Madrid, Spain	2	-	13	-	15	-	0%
Montreal, Canada	52	7	157	-	209	7	3.3%
Oslo, Norway	103	-	69	-	172	-	0%
Paris, France	121	2	72	-	193	2	1.0%
Rio de Janeiro, Brazil	3	-	138	1	141	1	0.7%
Rome, Italy	93	-	67	-	160	-	0%
Seibersdorf, Austria	222	-	137	-	359	-	0%
Seoul, Korea	16	-	7	-	23	-	0%
Stockholm, Sweden	20	-	201	-	221	-	0%
Sydney, Australia	-	-	71	-	71	-	0%
Mexico City, Mexico	-	-	-	-	-	-	n/a
Tokyo, Japan	17	-	57	-	74	-	0%
Salt Lake City, USA	60	12	337	-	397	12	3%
Warsaw, Poland	-	-	27	-	27	-	0%
<b>Totals</b>	<b>1292</b>	<b>21</b>	<b>3239</b>	<b>8</b>	<b>4,531</b>	<b>29</b>	<b>0.64%</b>

**Table 10: GHRF (GHS/GHRP) Tests Conducted per Laboratory (Urine)**

Laboratory	GHRF (GHS/GHRP)				Total Samples	Total AAFs	% AAF
	IC Samples	AAF	OOO Samples	AAF			
Ankara, Turkey	143	-	94	-	237	-	0%
Athens, Greece	147	-	17	-	164	-	0%
Bangkok, Thailand	14	-	4	-	18	-	0%
Barcelona, Spain	175	-	410	2	585	2	0.3%
Beijing, China	507	-	919	-	1426	-	0%
Bogota, Colombia	1	-	-	-	1	-	0%
Bucharest, Romania	174	-	357	-	531	-	0%
Cologne, Germany	1194	-	2935	-	4129	-	0%
New Delhi, India	162	-	311	1	473	1	0.2%
Doha, Qatar	77	-	44	-	121	-	0%
Dresden, Germany	871	1	1196	-	2067	1	0.05%
Ghent, Belgium	495	-	577	-	1072	-	0%
Havana, Cuba	150	-	122	-	272	-	0%
Helsinki, Finland	146	-	208	-	354	-	0%
Lausanne, Switzerland	231	-	1015	4	1246	4	0.3%
London, UK	79	-	1132	-	1211	-	0%
Los Angeles, USA	1427	2	2988	-	4415	2	0.05%
Madrid, Spain	377	-	322	-	699	-	0%
Montreal, Canada	6172	1	5387	-	11559	1	0.01%
Oslo, Norway	105	-	323	1	428	1	0.2%
Paris, France	939	-	635	1	1574	1	0.1%
Rio de Janeiro, Brazil	3580	-	957	-	4537	-	0%
Rome, Italy	985	-	551	1	1536	1	0.1%
Seibersdorf, Austria	531	2	1255	-	1786	2	0.1%
Seoul, Korea	192	-	190	-	382	-	0%
Stockholm, Sweden	350	-	687	-	1037	-	0%
Sydney, Australia	234	-	638	-	872	-	0%
Mexico City, Mexico	-	-	1	-	1	-	0%
Tokyo, Japan	639	-	349	-	988	-	0%
Salt Lake City, USA	2040	-	3232	1	5272	1	0.02%
Warsaw, Poland	238	1	290	1	528	2	0.4%
<b>Totals</b>	<b>22375</b>	<b>7</b>	<b>27146</b>	<b>12</b>	<b>49,521</b>	<b>19</b>	<b>0.04%</b>

**Table 11: GHRF (GHRH) Tests Conducted per Laboratory (Urine)**

Laboratory	GHRF (GHRH)				Total Samples	Total AAFs	% AAF
	IC Samples	AAF	OOB Samples	AAF			
Ankara, Turkey	1	-	-	-	1	-	0%
Athens, Greece	-	-	-	-	-	-	0%
Bangkok, Thailand	-	-	-	-	-	-	0%
Barcelona, Spain	-	-	4	-	4	-	0%
Beijing, China	1	-	-	-	1	-	0%
Bogota, Colombia	-	-	-	-	-	-	0%
Bucharest, Romania	-	-	-	-	-	-	0%
Cologne, Germany	78	-	688	-	766	-	0%
New Delhi, India	163	-	302	-	465	-	0%
Doha, Qatar	34	-	2	-	36	-	0%
Dresden, Germany	-	-	-	-	-	-	0%
Ghent, Belgium	1	-	2	-	3	-	0%
Havana, Cuba	-	-	-	-	-	-	0%
Helsinki, Finland	-	-	-	-	-	-	0%
Lausanne, Switzerland	-	-	-	-	-	-	0%
London, UK	-	-	-	-	-	-	0%
Los Angeles, USA	-	-	-	-	-	-	0%
Madrid, Spain	-	-	-	-	-	-	0%
Montreal, Canada	-	-	-	-	-	-	0%
Oslo, Norway	-	-	-	-	-	-	0%
Paris, France	938	-	635	-	1573	-	0%
Rio de Janeiro, Brazil	62	-	90	-	152	-	0%
Rome, Italy	14	-	6	-	20	-	0%
Seibersdorf, Austria	47	-	4	-	51	-	0%
Seoul, Korea	-	-	-	-	-	-	0%
Stockholm, Sweden	-	-	1	-	1	-	0%
Sydney, Australia	-	-	-	-	-	-	0%
Mexico City, Mexico	-	-	-	-	-	-	0%
Tokyo, Japan	-	-	-	-	-	-	0%
Salt Lake City, USA	2040	-	3232	-	5272	-	0%
Warsaw, Poland	1	-	2	-	3	-	0%
<b>Totals</b>	<b>3380</b>	<b>0</b>	<b>4968</b>	<b>0</b>	<b>8,348</b>	<b>0</b>	<b>-</b>

**Table 12: GnRH Tests Conducted per Laboratory (Urine)**

Laboratory	IC		GnRH		Total Samples	Total AAFs	% AAF
	Samples	AAF	Samples	AAF			
Ankara, Turkey	2	-	1	-	3	-	0%
Athens, Greece	-	-	3	-	3	-	0%
Bangkok, Thailand	-	-	-	-	-	-	0%
Barcelona, Spain	-	-	1	-	1	-	0%
Beijing, China	13	-	9	-	22	-	0%
Bogota, Colombia	-	-	-	-	-	-	0%
Bucharest, Romania	-	-	-	-	-	-	0%
Cologne, Germany	1218	-	3186	-	4404	-	0%
New Delhi, India	1	-	1	-	2	-	0%
Doha, Qatar	34	-	2	-	36	-	0%
Dresden, Germany	874	-	1197	-	2071	-	0%
Ghent, Belgium	-	-	-	-	-	-	0%
Havana, Cuba	-	-	-	-	-	-	0%
Helsinki, Finland	-	-	-	-	-	-	0%
Lausanne, Switzerland	231	-	1016	-	1247	-	0%
London, UK	79	-	1108	-	1187	-	0%
Los Angeles, USA	1	-	4	-	5	-	0%
Madrid, Spain	377	-	322	-	699	-	0%
Montreal, Canada	6172	-	5387	-	11559	-	0%
Oslo, Norway	-	-	-	-	-	-	0%
Paris, France	939	-	635	-	1574	-	0%
Rio de Janeiro, Brazil	3579	-	957	-	4536	-	0%
Rome, Italy	15	-	-	-	15	-	0%
Seibersdorf, Austria	-	-	-	-	-	-	0%
Seoul, Korea	-	-	-	-	-	-	0%
Stockholm, Sweden	350	-	687	-	1037	-	0%
Sydney, Australia	234	-	638	-	872	-	0%
Mexico City, Mexico	-	-	-	-	-	-	0%
Tokyo, Japan	6	-	1	-	7	-	0%
Salt Lake City, USA	2040	-	3232	-	5272	-	0%
Warsaw, Poland	3	-	7	-	10	-	0%
<b>Totals</b>	<b>16168</b>	<b>0</b>	<b>18394</b>	<b>0</b>	<b>34,562</b>	<b>0</b>	<b>-</b>

**Table 13: Insulin Tests Conducted per Laboratory (Urine and Blood)**

Laboratory	Insulin (Urine)				Total Samples	Total AAFs	% AAF
	IC Samples	AAF	OOC Samples	AAF			
Ankara, Turkey	-	-	-	-	-	-	0%
Athens, Greece	-	-	-	-	-	-	0%
Bangkok, Thailand	-	-	-	-	-	-	0%
Barcelona, Spain	-	-	-	-	-	-	0%
Beijing, China	-	-	-	-	-	-	0%
Bogota, Colombia	-	-	-	-	-	-	0%
Bucharest, Romania	-	-	-	-	-	-	0%
Cologne, Germany	75	-	687	1	762	1	0%
New Delhi, India	-	-	-	-	-	-	0%
Doha, Qatar	-	-	-	-	-	-	0.0%
Dresden, Germany	77	-	303	-	380	-	0%
Ghent, Belgium	-	-	-	-	-	-	0%
Havana, Cuba	-	-	-	-	-	-	0%
Helsinki, Finland	-	-	-	-	-	-	0%
Lausanne, Switzerland	1	-	-	-	1	-	0%
London, UK	-	-	-	-	-	-	0%
Los Angeles, USA	-	-	-	-	-	-	0%
Madrid, Spain	-	-	-	-	-	-	0%
Montreal, Canada	-	-	-	-	-	-	0%
Oslo, Norway	-	-	-	-	-	-	0%
Paris, France	27	1	6	-	33	1	0%
Rio de Janeiro, Brazil	14	-	-	-	14	-	0%
Rome, Italy	111	-	49	-	160	-	0%
Seibersdorf, Austria	-	-	-	-	-	-	0%
Seoul, Korea	-	-	-	-	-	-	0%
Stockholm, Sweden	-	-	-	-	-	-	0%
Sydney, Australia	-	-	-	-	-	-	0%
Mexico City, Mexico	-	-	-	-	-	-	0%
Tokyo, Japan	-	-	-	-	-	-	0%
Salt Lake City, USA	-	-	-	-	-	-	0%
Warsaw, Poland	-	-	-	-	-	-	0%
<b>Totals</b>	<b>305</b>	<b>1</b>	<b>1045</b>	<b>1</b>	<b>1,350</b>	<b>2</b>	<b>0.1%</b>

Laboratory	Insulin (Blood)				Total Samples	Total AAFs	% AAF
	IC Samples	AAF	OOC Samples	AAF			
Cologne, Germany	-	-	7	-	7	-	0%
London, UK	-	-	27	-	27	-	0%
<b>Totals</b>	<b>0</b>	<b>0</b>	<b>34</b>	<b>0</b>	<b>34</b>	<b>0</b>	<b>-</b>

**Table 14: IGF-I Tests Conducted per Laboratory (Urine and Blood)**

Laboratory	IGF-I (Urine)				Total Samples	Total AAFs	% AAF
	IC Samples	AAF	OOC Samples	AAF			
Ankara, Turkey	-	-	-	-	-	-	0%
Athens, Greece	-	-	-	-	-	-	0%
Bangkok, Thailand	-	-	-	-	-	-	0%
Barcelona, Spain	-	-	-	-	-	-	0%
Beijing, China	-	-	-	-	-	-	0%
Bogota, Colombia	-	-	-	-	-	-	0%
Bucharest, Romania	-	-	-	-	-	-	0%
Cologne, Germany	75	-	687	-	759	-	0%
New Delhi, India	-	-	-	-	-	-	0%
Doha, Qatar	-	-	-	-	-	-	0%
Dresden, Germany	-	-	-	-	-	-	0%
Ghent, Belgium	-	-	-	-	-	-	0%
Havana, Cuba	-	-	-	-	-	-	0%
Helsinki, Finland	-	-	-	-	-	-	0%
Lausanne, Switzerland	-	-	-	-	3	-	0%
London, UK	-	-	-	-	-	-	0%
Los Angeles, USA	-	-	-	-	-	-	0%
Madrid, Spain	-	-	-	-	-	-	0%
Montreal, Canada	-	-	-	-	-	-	0%
Oslo, Norway	-	-	-	-	-	-	0%
Paris, France	-	-	-	-	-	-	0%
Rio de Janeiro, Brazil	20	-	-	-	20	-	0%
Rome, Italy	15	-	-	-	15	-	0%
Seibersdorf, Austria	-	-	-	-	-	-	0%
Seoul, Korea	-	-	-	-	-	-	0%
Stockholm, Sweden	-	-	-	-	-	-	0%
Sydney, Australia	-	-	-	-	-	-	0%
Mexico City, Mexico	-	-	1	-	1	-	0%
Tokyo, Japan	-	-	-	-	-	-	0%
Salt Lake City, USA	-	-	-	-	-	-	0%
Warsaw, Poland	-	-	-	-	-	-	0%
<b>Totals</b>	<b>110</b>	<b>0</b>	<b>688</b>	<b>0</b>	<b>798</b>	<b>0</b>	<b>-</b>

Laboratory	IGF-I (Blood)				Total Samples	Total AAFs	% AAF
	IC Samples	AAF	OOC Samples	AAF			
Cologne, Germany	-	-	7	-	7	-	0%
Montreal, Canada	90	-	254	-	344	-	0%
Rome, Italy	-	-	14	-	14	-	0%
<b>Totals</b>	<b>90</b>	<b>0</b>	<b>275</b>	<b>0</b>	<b>365</b>	<b>0</b>	<b>-</b>



**Table 15: hGH Isoforms Tests Conducted per Laboratory (Blood)**

Laboratory	hGH Isoforms						Total Samples	Total AAFs	% AAF
	IC			OOC					
	Samples	ATF	AAF	Samples	ATF	AAF			
Ankara, Turkey	13	-	-	26	-	-	39	-	0%
Athens, Greece	-	-	-	8	-	-	8	-	0%
Bangkok, Thailand	21	-	-	-	-	-	21	-	0%
Barcelona, Spain	129	-	-	149	-	-	278	-	0%
Beijing, China	399	-	-	729	-	-	1128	-	0%
Bogota, Colombia	-	-	-	-	-	-	-	-	n/a
Bucharest, Romania	48	-	-	252	-	-	300	-	0%
Cologne, Germany	686	-	-	2508	-	-	3194	-	0%
New Delhi, India	118	-	-	138	-	-	256	-	0%
Doha, Qatar	87	-	-	41	-	-	128	-	0%
Dresden, Germany	313	-	-	877	-	-	1190	-	0%
Ghent, Belgium	273	-	-	861	-	-	1134	-	0%
Havana, Cuba	-	-	-	118	-	-	118	-	0%
Helsinki, Finland	135	-	-	224	-	-	359	-	0%
Lausanne, Switzerland	88	-	-	230	2	-	318	-	0%
London, UK	-	-	-	104	-	-	104	-	0%
Los Angeles, USA	-	-	-	-	-	-	-	-	n/a
Madrid, Spain	119	-	-	155	-	-	274	-	0%
Montreal, Canada	191	-	-	384	-	-	575	-	0%
Oslo, Norway	85	-	-	88	-	-	173	-	0%
Paris, France	101	-	-	114	-	-	215	-	0%
Rio de Janeiro, Brazil	32	-	-	237	-	-	269	-	0%
Rome, Italy	383	-	-	275	-	-	658	-	0%
Seibersdorf, Austria	402	-	-	956	-	-	1358	-	0%
Seoul, Korea	156	-	-	22	-	-	178	-	0%
Stockholm, Sweden	11	-	-	198	-	-	209	-	0%
Sydney, Australia	33	-	-	96	-	-	129	-	0%
Mexico City, Mexico	-	-	-	-	-	-	-	-	n/a
Tokyo, Japan	54	-	-	98	-	-	152	-	0%
Salt Lake City, USA	79	-	-	346	-	-	425	-	0%
Warsaw, Poland	84	-	-	200	1	-	284	-	0%
<b>Totals</b>	<b>4040</b>	<b>0</b>	<b>0</b>	<b>9434</b>	<b>3</b>	<b>0</b>	<b>13,474</b>	<b>0</b>	<b>0%</b>

**Table 16: hGH Biomarkers Tests Conducted per Laboratory (Blood)**

Laboratory	hGH Biomarkers						Total Samples	Total AAFs	% AAF
	IC			OOC					
	Samples	ATF	AAF	Samples	ATF	AAF			
Ankara, Turkey	9	-	-	25	-	-	34	-	0%
Athens, Greece	-	-	-	-	-	-	-	-	n/a
Bangkok, Thailand	-	-	-	-	-	-	-	-	n/a
Barcelona, Spain	6	-	-	40	-	-	46	-	0%
Beijing, China	-	-	-	-	-	-	-	-	n/a
Bogota, Colombia	-	-	-	-	-	-	-	-	n/a
Bucharest, Romania	-	-	-	-	-	-	-	-	n/a
Cologne, Germany	-	-	-	-	-	-	-	-	n/a
New Delhi, India	-	-	-	-	-	-	-	-	n/a
Doha, Qatar	-	-	-	-	-	-	-	-	n/a
Dresden, Germany	116	-	-	675	-	-	791	-	0%
Ghent, Belgium	53	-	-	57	-	-	110	-	0%
Havana, Cuba	-	-	-	-	-	-	-	-	n/a
Helsinki, Finland	-	-	-	-	-	-	-	-	n/a
Lausanne, Switzerland	102	-	-	556	-	-	658	-	0%
London, UK	96	-	-	787	-	-	883	-	0%
Los Angeles, USA	133	-	-	-	-	-	133	-	0%
Madrid, Spain	-	-	-	-	-	-	-	-	n/a
Montreal, Canada	90	-	-	254	-	-	344	-	0%
Oslo, Norway	30	-	-	361	-	-	391	-	0%
Paris, France	119	-	-	299	-	-	418	-	0%
Rio de Janeiro, Brazil	42	-	-	98	-	-	140	-	0%
Rome, Italy	320	-	-	285	-	-	605	-	0%
Seibersdorf, Austria	55	-	-	206	-	-	261	-	0%
Seoul, Korea	-	-	-	-	-	-	-	-	n/a
Stockholm, Sweden	-	-	-	101	-	-	101	-	n/a
Sydney, Australia	65	-	-	598	-	-	663	-	0%
Mexico City, Mexico	-	-	-	-	-	-	-	-	n/a
Tokyo, Japan	-	-	-	-	-	-	-	-	n/a
Salt Lake City, USA	168	-	-	912	-	-	1080	-	0%
Warsaw, Poland	40	-	-	310	-	-	350	-	0%
<b>Totals</b>	<b>1444</b>	<b>0</b>	<b>0</b>	<b>5564</b>	<b>0</b>	<b>0</b>	<b>7,008</b>	<b>0</b>	<b>0%</b>

**Table 17: HBOC Tests Conducted per Laboratory (Blood)**

Laboratory	HBOCs				Total Samples	Total AAFs	% AAF
	IC Samples	AAF	OOC Samples	AAF			
Ankara, Turkey	-	-	-	-	-	-	n/a
Athens, Greece	-	-	-	-	-	-	n/a
Bangkok, Thailand	-	-	-	-	-	-	n/a
Barcelona, Spain	-	-	11	-	11	-	0%
Beijing, China	24	-	37	-	61	-	0%
Bogota, Colombia	-	-	-	-	-	-	n/a
Bucharest, Romania	-	-	-	-	-	-	n/a
Cologne, Germany	-	-	340	-	340	-	0%
New Delhi, India	-	-	-	-	-	-	n/a
Doha, Qatar	-	-	-	-	-	-	n/a
Dresden, Germany	-	-	1	-	1	-	0%
Ghent, Belgium	-	-	57	-	57	-	0%
Havana, Cuba	-	-	-	-	-	-	n/a
Helsinki, Finland	-	-	-	-	-	-	n/a
Lausanne, Switzerland	-	-	230	-	230	-	0%
London, UK	-	-	-	-	-	-	n/a
Los Angeles, USA	-	-	-	-	-	-	n/a
Madrid, Spain	-	-	-	-	-	-	n/a
Montreal, Canada	-	-	-	-	-	-	n/a
Oslo, Norway	-	-	15	-	15	-	0%
Paris, France	-	-	14	-	14	-	0%
Rio de Janeiro, Brazil	-	-	-	-	-	-	n/a
Rome, Italy	-	-	4	-	4	-	0%
Seibersdorf, Austria	78	-	7	-	85	-	0%
Seoul, Korea	-	-	-	-	-	-	n/a
Stockholm, Sweden	-	-	6	-	6	-	0%
Sydney, Australia	98	-	691	-	789	-	0%
Mexico City, Mexico	-	-	-	-	-	-	n/a
Tokyo, Japan	-	-	49	-	49	-	0%
Salt Lake City, USA	-	-	-	-	-	-	n/a
Warsaw, Poland	124	-	505	-	629	-	0%
<b>Totals</b>	<b>324</b>	<b>0</b>	<b>1967</b>	<b>0</b>	<b>2,291</b>	<b>0</b>	<b>0%</b>

**Table 18: HBT (Transfusion) Tests Conducted per Laboratory (Blood)**

Laboratory	HBT (Transfusion)				Total Samples	Total AAFs	% AAF
	IC Samples	AAF	OOC Samples	AAF			
Ankara, Turkey	-	-	-	-	-	-	n/a
Athens, Greece	-	-	-	-	-	-	n/a
Bangkok, Thailand	-	-	-	-	-	-	n/a
Barcelona, Spain	-	-	8	-	8	-	0%
Beijing, China	-	-	-	-	-	-	n/a
Bogota, Colombia	-	-	-	-	-	-	n/a
Bucharest, Romania	-	-	-	-	-	-	0%
Cologne, Germany	7	-	177	-	184	-	0%
New Delhi, India	-	-	-	-	-	-	n/a
Doha, Qatar	-	-	-	-	-	-	n/a
Dresden, Germany	-	-	-	-	-	-	n/a
Ghent, Belgium	-	-	-	-	-	-	n/a
Havana, Cuba	-	-	-	-	-	-	n/a
Helsinki, Finland	-	-	-	-	-	-	n/a
Lausanne, Switzerland	-	-	-	-	-	-	n/a
London, UK	-	-	-	-	-	-	n/a
Los Angeles, USA	-	-	-	-	-	-	n/a
Madrid, Spain	-	-	-	-	-	-	n/a
Montreal, Canada	-	-	10	-	10	-	0%
Oslo, Norway	-	-	-	-	-	-	n/a
Paris, France	-	-	-	-	-	-	n/a
Rio de Janeiro, Brazil	-	-	1	-	1	-	0%
Rome, Italy	-	-	6	-	6	-	0%
Seibersdorf, Austria	35	-	3	-	38	-	0%
Seoul, Korea	-	-	-	-	-	-	n/a
Stockholm, Sweden	-	-	-	-	-	-	n/a
Sydney, Australia	-	-	-	-	-	-	n/a
Mexico City, Mexico	-	-	-	-	-	-	n/a
Tokyo, Japan	-	-	-	-	-	-	n/a
Salt Lake City, USA	-	-	-	-	-	-	n/a
Warsaw, Poland	3	-	17	-	20	-	n/a
<b>Totals</b>	<b>45</b>	<b>0</b>	<b>222</b>	<b>0</b>	<b>267</b>	<b>0</b>	<b>0%</b>

**Table 19: Summary - Substances Identified as AAFs in Each Drug Class in ADAMS (All Sports)**

Substance Group	Occurrences	% of all ADAMS reported findings
S1 Anabolic Agents	1813	44%
S5 Diuretics and Other Masking Agents	614	15%
S6 Stimulants	577	14%
S4 Hormone and Metabolic Modulators	321	8%
S9 Glucocorticosteroids	224	5%
S8 Cannabinoids	154	4%
S3 Beta-2 Agonists	157	4%
S2 Peptide Hormones, Growth Factors and Related Substances	130	3%
S7 Narcotics	73	2%
P2 Beta-Blockers	12	0.3%
M2 Chemical and Physical Manipulation	1	0.02%
P1 Alcohol	0	0%
M1 Enhancement of Oxygen Transfer	0	0%
<b>TOTAL*</b>	<b>4,076</b>	

**Table 20: Summary - Substances Identified as ATFs in Each Drug Class in ADAMS (All Sports)**

Substance Group	Occurrences	% of all ADAMS reported findings
S1 Anabolic Agents	116	87%
S2 Peptide Hormones, Growth Factors and Related Substances	16	12%
S9 Glucocorticosteroids	1	0.8%
<b>TOTAL*</b>	<b>133</b>	

\* The Adverse Analytical Findings (AAFs) and Atypical Findings (ATFs) in this report are not to be confused with adjudicated or sanctioned Anti-Doping Rule Violations (ADRVs), as the figures given in this report may contain findings that underwent the Therapeutic Use Exemption (TUE) approval process or multiple findings on the same *Athlete*.

**Table 21: Substances Identified as AAFs\* in Each Drug Class in ADAMS (All Sports)**

	Occurrences	% within drug class
stanozolol	284	20%
nandrolone (26 cases - The GC/C/IRMS result for 19-norandrosterone is consistent with an exogenous origin)	205	14%
The GC/C/IRMS result is consistent with an exogenous origin	158	11%
metandienone	133	9%
drostanolone	119	8%
oxandrolone	88	6%
boldenone (25 cases - GC/C/IRMS result for boldenone and/or boldenone metabolite(s) is consistent with an exogenous origin)	84	6%
dehydrochloromethyl-testosterone	84	6%
trenbolone	65	5%
metenolone	64	4%
mesterolone	37	3%
clostebol	27	2%
methasterone	13	1%
fluoxymesterone	12	1%
1-androstenedione	11	1%
desoxymethyltestosterone	11	1%
methyltestosterone	11	1%
1-testosterone	9	0.6%
testosterone	6	0.4%
boldione (androsta-1,4-diene-3,17-dione)	3	0.2%
mestanolone	3	0.2%
oxymetholone	2	0.1%
methyl-1-testosterone	2	0.1%
danazol	1	0.1%
17 $\alpha$ -methyl-5 $\alpha$ -androstane-3 $\alpha$ , 17 $\beta$ -diol	1	0.1%
methandriol	1	0.1%
oxabolone	1	0.1%
methyldienolone	1	0.1%
methyltrienolone	1	0.1%
<b>TOTAL*</b>	<b>1,437</b>	

\* The *Adverse Analytical Findings* (AAFs) in these tables are not to be confused with adjudicated or sanctioned Anti-Doping Rule Violations (ADRVs), as the figures given in this report may contain findings that underwent the Therapeutic Use Exemption (TUE) approval process or multiple findings on the same *Athlete*.

Table 21: Substances Identified as AAFs\* in Each Drug Class in ADAMS (All Sports)

S1.2 Other Anabolic Agents	Occurrences	% within drug class
clenbuterol	294	78%
ostarine	47	13%
LGD-4033	9	2%
tibolone	8	2%
RAD140	6	2%
ractopamine	4	1%
andarine	3	1%
zilpaterol	3	1%
zeranol	2	0.5%
<b>TOTAL*</b>	<b>376</b>	

S.2 Peptide Hormones, Growth Factors and Related Substances	Occurrences	% within drug class
erythropoietin (EPO)	62	48%
methoxy polyethylene glycol-epoetin beta (CERA)	21	16%
human Chorionic Gonadotrophin (hCG)	15	12%
ibutamoren	11	8%
luteinizing hormone (LH)	8	6%
GHRP-2 (Pralmorelin)	5	4%
molidustat	2	2%
GHRP-6	2	2%
darbepoetin (dEPO)	2	2%
ipamorelin	2	2%
<b>TOTAL*</b>	<b>130</b>	

S.3 Beta-2 Agonists	Occurrences	% within drug class
terbutaline	78	50%
higenamine	58	37%
salbutamol	12	8%
fenoterol	4	3%
vilanterol	4	3%
reproterol	1	1%
<b>TOTAL*</b>	<b>157</b>	

\* The Adverse Analytical Findings (AAFs) in these tables are not to be confused with adjudicated or sanctioned Anti-Doping Rule Violations (ADRVs), as the figures given in this report may contain findings that underwent the Therapeutic Use Exemption (TUE) approval process or multiple findings on the same Athlete.

**Table 21: Substances Identified as AAFs\* in Each Drug Class in ADAMS (All Sports)**

<b>S.4 Hormone and Metabolic Modulators</b>	<b>Occurrences</b>	<b>% within drug class</b>
meldonium	79	25%
clomifene	65	20%
tamoxifen	64	20%
anastrozole	40	12%
GW 1516	31	10%
letrozole	22	7%
androstatrienedione	7	2%
trimetazidine	6	2%
androsta-3,5-diene-7,17-dione (arimistane)	3	1%
androstene-3,6,17 trione (6-oxo)	1	0.3%
raloxifene	1	0.3%
insulin (aspart)	1	0.3%
insulin (glulisine)	1	0.3%
<b>TOTAL*</b>	<b>321</b>	

<b>S.5 Diuretics and Other Masking Agents</b>	<b>Occurrences</b>	<b>% within drug class</b>
furosemide	215	35%
hydrochlorothiazide	143	23%
canrenone	77	13%
chlorothiazide	38	6%
amiloride	23	4%
spironolactone	22	4%
triamterene	11	2%
brinzolamide	10	2%
torasemide	10	2%
dorzolamide	9	1%
chlortalidone	9	1%
indapamide	9	1%
4-amino-6-chloro-1,3-benzenedisulfonamide (ACB)	8	1%
acetazolamide	7	1%
probenecid	6	1%
bumetanide	5	1%
althiazide	5	1%
glycerol	3	0%
bendroflumethiazide	2	0%
eplerenone	1	0%
buthiazide	1	0.2%
<b>TOTAL*</b>	<b>614</b>	

\* The *Adverse Analytical Findings* (AAFs) in these tables are not to be confused with adjudicated or sanctioned Anti-Doping Rule Violations (ADRVs), as the figures given in this report may contain findings that underwent the Therapeutic Use Exemption (TUE) approval process or multiple findings on the same *Athlete*.



Table 21: Substances Identified as AAFs\* in Each Drug Class in ADAMS (All Sports)

S.6 Stimulants	Occurrences	% within drug class
methylphenidate	108	19%
amphetamine	102	18%
cocaine	69	12%
4-methylhexan-2-amine (methylhexanamine)	50	9%
1,3-dimethylbutylamine (DMBA)	32	6%
ephedrine	26	5%
sibutramine	25	4%
5-methylhexan-2-amine (1,4-dimethylpentylamine;1,4-dimethylamylamine)	17	3%
fonturacetam [4-phenylpiracetam (carphedon)]	16	3%
heptaminol	16	3%
oxilofrine (methysynephrine)	15	3%
mephentermine	15	3%
modafinil	9	2%
cathine	9	2%
tuaminoheptane	8	1%
phentermine	7	1%
d-amphetamine/dextroamphetamine	6	1%
methamphetamine (D-)	6	1%
pseudoephedrine	6	1%
methylenedioxymethamphetamine (MDMA)	6	1%
tenamphetamine (methylenedioxyamphetamine, MDA)	6	1%
isometheptene	6	1%
methylephedrine	4	0.7%
octopamine	2	0.3%
levmethamphetamine	2	0.3%
strychnine	1	0.2%
phenpromethamine	1	0.2%
bromantan	1	0.2%
adrafinil	1	0.2%
naphazoline	1	0.2%
phenethylamine and its derivatives	1	0.2%
nikethamide	1	0.2%
4-fluoro-amphetamine	1	0.2%
selegiline	1	0.2%
<b>TOTAL*</b>	<b>577</b>	

\* The Adverse Analytical Findings (AAFs) in these tables are not to be confused with adjudicated or sanctioned Anti-Doping Rule Violations (ADRVs), as the figures given in this report may contain findings that underwent the Therapeutic Use Exemption (TUE) approval process or multiple findings on the same Athlete.

**Table 21: Substances Identified as AAFs\* in Each Drug Class in ADAMS (All Sports)**

<b>S.7 Narcotics</b>	<b>Occurrences</b>	<b>% within drug class</b>
morphine	51	70%
oxycodone	7	10%
hydromorphone	5	7%
methadone	4	5%
fentanyl and its derivatives	3	4%
buprenorphine	3	4%
<b>TOTAL*</b>	<b>73</b>	

<b>S.8 Cannabinoids</b>	<b>Occurrences</b>	<b>% within drug class</b>
carboxy-THC	154	100%
<b>TOTAL*</b>	<b>154</b>	

<b>S.9 Glucocorticosteroids</b>	<b>Occurrences</b>	<b>% within drug class</b>
prednisolone	70	31%
prednisone	56	25%
triamcinolone acetonide	31	14%
betamethasone	23	10%
dexamethasone	20	9%
methylprednisolone	13	6%
fluticasone propionate	4	2%
deflazacort	3	1%
budesonide	2	1%
triamcinolone	1	0%
The GC/C/IRMS result for prednisolone is consistent with an exogenous origin	1	0.4%
<b>TOTAL*</b>	<b>224</b>	

<b>P2. Beta-Blockers</b>	<b>Occurrences</b>	<b>% within drug class</b>
metoprolol	5	42%
propranolol	2	17%
carvedilol	2	17%
bisoprolol	2	17%
sotalol	1	8%
<b>TOTAL*</b>	<b>12</b>	

<b>M2. Chemical and Physical Manipulation</b>	<b>Occurrences</b>	<b>% within drug class</b>
chemical and physical manipulation	1	100%
<b>TOTAL*</b>	<b>1</b>	

\* The *Adverse Analytical Findings* (AAFs) in these tables are not to be confused with adjudicated or sanctioned Anti-Doping Rule Violations (ADRVs), as the figures given in this report may contain findings that underwent the Therapeutic Use Exemption (TUE) approval process or multiple findings on the same *Athlete*.

Table 22: Substances Identified as ATFs\* in Each Drug Class in ADAMS (All Sports)

S.1 Anabolic Agents	Occurrences	% within drug class
The GC/C/IRMS results are inconclusive	60	52%
boldenone	32	28%
nandrolone	18	16%
The GC/C/IRMS result does not meet the positivity criteria	3	3%
1-testosterone	1	1%
boldione	1	1%
unknown	1	1%
<b>TOTAL*</b>	<b>116</b>	

S.2 Peptide Hormones, Growth Factors and Related Substances	Occurrences	% within drug class
erythropoietin (EPO)	7	44%
luteinizing hormone (LH)	4	25%
Growth Hormone (GH)	3	19%
darbepoetin (dEPO)	1	6.3%
methoxy polyethylene glycol-epoetin beta (CERA)	1	6.3%
<b>TOTAL*</b>	<b>16</b>	

S.9 Glucocorticosteroids	Occurrences	% within drug class
prednisone	1	100%
<b>TOTAL*</b>	<b>1</b>	

\* The *Atypical Findings* (ATFs) in these tables are not to be confused with adjudicated or sanctioned Anti-Doping Rule Violations (ADRVs), as the figures given in this report may contain findings that underwent the Therapeutic Use Exemption (TUE) approval process or multiple findings on the same *Athlete*.

**Table 23: Total Laboratory AAFs\* per Drug Class as Reported in ADAMS (All Sports)**

Laboratory	Anabolic Agents S1.	Peptide Hormones, Growth Factors, Related Substances and Mimetics S2.	Beta-2 Agonists S3.	Hormone and Metabolic Modulators S4.	Diuretics and Masking Agents S5.	Stimulants S6.	Narcotics S7.	Cannabinoids S8.	Glucocorticoids S9.	Alcohol P1.	Beta-Blockers P2.	Manipulation of Blood and Blood Components M1.	Chemical and Physical Manipulation M2.	Total Findings per Lab	% of total Findings
Ankara, Turkey	77	1	-	14	15	17	-	1	-	-	-	-	-	125	3.1%
Athens, Greece	8	1	-	-	4	7	1	5	-	-	-	-	-	26	0.6%
Bangkok, Thailand	45	-	-	2	26	13	-	2	2	-	-	-	-	90	2.2%
Barcelona, Spain	64	7	12	10	13	16	2	4	8	-	-	-	-	136	3.3%
Beijing, China	90	22	6	3	20	7	-	-	1	-	-	-	-	149	3.7%
Bucharest, Romania	13	1	1	4	12	5	-	2	-	-	-	-	-	38	0.9%
Cologne, Germany	190	8	14	29	31	46	12	6	10	-	2	-	1	349	8.6%
New Delhi, India	87	1	4	11	9	24	-	1	-	-	-	-	-	137	3.4%
Doha, Qatar	22	7	-	6	2	7	1	2	7	-	-	-	-	54	1.3%
Dresden, Germany	80	2	3	20	19	32	3	3	1	-	2	-	-	165	4.0%
Ghent, Belgium	132	6	7	26	54	54	6	38	21	-	2	-	-	346	8.5%
Havana, Cuba	105	1	-	3	43	15	2	1	8	-	-	-	-	178	4.4%
Helsinki, Finland	3	-	2	3	7	3	-	-	-	-	-	-	-	18	0.4%
Lausanne, Switzerland	28	7	3	9	11	15	3	1	-	-	-	-	-	77	1.9%
London, UK	28	1	2	3	1	25	10	3	3	-	2	-	-	78	1.9%
Los Angeles, USA	27	2	6	15	49	23	2	5	18	-	-	-	-	147	3.6%
Madrid, Spain	57	2	5	9	28	26	-	4	7	-	-	-	-	138	3.4%
Montreal, Canada	107	8	4	20	18	59	5	13	11	-	-	-	-	245	6.0%
Oslo, Norway	20	1	11	8	2	7	1	4	3	-	-	-	-	57	1.4%
Paris, France	156	8	11	17	50	16	11	23	65	-	-	-	-	357	8.8%
Rio de Janeiro, Brazil	47	6	-	10	35	8	-	3	4	-	-	-	-	113	2.8%
Rome, Italy	85	5	10	7	26	27	3	13	15	-	2	-	-	193	4.7%
Seibersdorf, Austria	79	8	5	28	31	27	1	8	9	-	-	-	-	196	4.8%
Seoul, Korea	64	-	3	13	15	10	2	-	-	-	1	-	-	108	2.6%
Stockholm, Sweden	22	3	24	4	13	6	-	1	-	-	-	-	-	73	1.8%
Sydney, Australia	29	2	10	-	5	24	5	1	7	-	-	-	-	83	2.0%
Mexico City, Mexico	5	-	1	-	-	-	-	-	-	-	-	-	-	6	0.1%
Tokyo, Japan	13	-	1	2	5	6	-	-	5	-	-	-	-	32	0.8%
Salt Lake City, USA	78	16	5	17	37	39	1	8	15	-	1	-	-	217	5.3%
Warsaw, Poland	52	4	7	28	33	13	2	2	4	-	-	-	-	145	3.6%
<b>TOTAL PER DRUG CLASS</b>	<b>1813</b>	<b>130</b>	<b>157</b>	<b>321</b>	<b>614</b>	<b>577</b>	<b>73</b>	<b>154</b>	<b>224</b>	<b>0</b>	<b>12</b>	<b>0</b>	<b>1</b>	<b>4,076</b>	
<b>% of Drug Class</b>	<b>44.5%</b>	<b>3.2%</b>	<b>3.9%</b>	<b>7.9%</b>	<b>15.1%</b>	<b>14.2%</b>	<b>1.8%</b>	<b>3.8%</b>	<b>5.5%</b>	<b>0%</b>	<b>0.3%</b>	<b>0%</b>	<b>0%</b>		

\* The Adverse Analytical Findings (AAFs) in this report are not to be confused with adjudicated or sanctioned Anti-Doping Rule Violations (ADRVs), as the figures given in this report may contain findings that underwent the Therapeutic Use Exemption (TUE) approval process or multiple findings on the same Athlete. This data details the number of occurrences of AAFs and therefore multiple AAFs may be linked to the same Sample.



# 2017 Anti-Doping Testing Figures

## by Sport

---

## Table of Contents

---

### Total Samples Analyzed

---

- Table 1 : Total Samples Analyzed in ASOIF Sport/Disciplines (Urine and Blood)
- Table 2 : Total Samples Analyzed in AIOWF Sport/Disciplines (Urine and Blood)
- Table 3 : Total Samples Analyzed in ARISF Sport/Disciplines (Urine and Blood)
- Table 4 : Total Samples Analyzed in AIMS Sport/Disciplines (Urine and Blood)
- Table 5 : Total Samples Analyzed in Sports for Athletes with an Impairment (Urine and Blood)
- Table 6 : Total Samples Analyzed in IPC Sport/Disciplines (Urine and Blood)
- Table 7 : Total Samples Analyzed in Other Sport/Disciplines from Code Signatories (Urine and Blood)
- Table 8 : Total Samples Analyzed in Other Sport/Disciplines (Urine and Blood)

### Sports Governed by ASOIF IFs - Tests Conducted:

---

- Table 9 : GC/C/IRMS Tests Conducted in ASOIF Sport/Disciplines (Urine)
- Table 10 : GC/C/IRMS Tests Conducted in ASOIF Sport/Disciplines for 19-norandrosterone (Urine)
- Table 11 : GC/C/IRMS Tests Conducted in ASOIF Sport/Disciplines for Boldenone (Urine)
- Table 12 : ESA Tests Conducted in ASOIF Sport/Disciplines (Urine)
- Table 13 : ESA Tests Conducted in ASOIF Sport/Disciplines (Blood)
- Table 14 : GHRF(GHS/GHRP) Tests Conducted in ASOIF Sport/Disciplines (Urine)
- Table 15 : GHRF(GHRH) Tests Conducted in ASOIF Sport/Disciplines (Urine)
- Table 16 : GnRH Tests Conducted in ASOIF Sport/Disciplines (Urine)
- Table 17 : Insulin Tests Conducted in ASOIF Sport/Disciplines (Urine and Blood)
- Table 18 : IGF-I Tests Conducted in ASOIF Sport/Disciplines (Urine and Blood)
- Table 19 : hGH Isoforms Tests Conducted in ASOIF Sport/Disciplines (Blood)
- Table 20 : hGH Biomarkers Tests Conducted in ASOIF Sport/Disciplines (Blood)
- Table 21 : HBOC Tests Conducted in ASOIF Sport/Disciplines (Blood)
- Table 22 : HBT (Transfusion) Tests Conducted in ASOIF Sport/Disciplines (Blood)

### Sports Governed by AIOWF IFs - Tests Conducted:

---

- Table 23 : GC/C/IRMS Tests Conducted in AIOWF Sport/Disciplines (Urine)
- Table 24 : GC/C/IRMS Tests Conducted in AIOWF Sport/Disciplines for 19-norandrosterone (Urine)
- Table 25 : ESA Tests Conducted in AIOWF Sport/Disciplines (Urine and Blood)
- Table 26 : GHRF(GHS/GHRP) Tests Conducted in AIOWF Sport/Disciplines (Urine)
- Table 27 : GHRF(GHRH) Tests Conducted in AIOWF Sport/Disciplines (Urine)
- Table 28 : GnRH Tests Conducted in AIOWF Sport/Disciplines (Urine)
- Table 29 : Insulin Tests Conducted in AIOWF Sport/Disciplines (Urine and Blood)
- Table 30 : IGF-I Tests Conducted in AIOWF Sport/Disciplines (Urine and Blood)
- Table 31 : hGH Isoforms Tests Conducted in AIOWF Sport/Disciplines (Blood)
- Table 32 : hGH Biomarkers Tests Conducted in AIOWF Sport/Disciplines (Blood)
- Table 33 : HBOC Tests Conducted in AIOWF Sport/Disciplines (Blood)
- Table 34 : HBT (Transfusion) Tests Conducted in AIOWF Sport/Disciplines (Blood)

## Table of Contents

---

### Sports Governed by ARISF IFs - Tests Conducted:

---

- Table 35 : GC/C/IRMS Tests Conducted in ARISF Sport/Disciplines (Urine)
- Table 36 : GC/C/IRMS Tests Conducted in ARISF Sport/Disciplines for 19-norandrosterone (Urine)
- Table 37 : GC/C/IRMS Tests Conducted in ARISF Sport/Disciplines for Boldenone (Urine)
- Table 38 : ESA Tests Conducted in ARISF Sport/Disciplines (Urine and Blood)
- Table 39 : GHRF(GHS/GHRP) Tests Conducted in ARISF Sport/Disciplines (Urine)
- Table 40 : GHRF(GHRH) Tests Conducted in ARISF Sport/Disciplines (Urine)
- Table 41 : GnRH Tests Conducted in ARISF Sport/Disciplines (Urine)
- Table 42 : Insulin Tests Conducted in ARISF Sport/Disciplines (Urine and Blood)
- Table 43 : IGF-I Tests Conducted in ARISF Sport/Disciplines (Urine and Blood)
- Table 44 : hGH Isoforms Tests Conducted in ARISF Sport/Disciplines (Blood)
- Table 45 : hGH Biomarkers Tests Conducted in ARISF Sport/Disciplines (Blood)
- Table 46 : HBOC Tests Conducted in ARISF Sport/Disciplines (Blood)
- Table 47 : HBT (Transfusion) Tests Conducted in ARISF Sport/Disciplines (Blood)

### Sports Governed by AIMS IFs - Tests Conducted:

---

- Table 48 : GC/C/IRMS Tests Conducted in AIMS Sport/Disciplines (Urine)
- Table 49 : GC/C/IRMS Tests Conducted in AIMS Sport/Disciplines for 19-norandrosterone (Urine)
- Table 50 : GC/C/IRMS Tests Conducted in AIMS Sport/Disciplines for Boldenone (Urine)
- Table 51 : ESA Tests Conducted in AIMS Sport/Disciplines (Urine and Blood)
- Table 52 : GHRF(GHS/GHRP) Tests Conducted in AIMS Sport/Disciplines (Urine)
- Table 53 : GHRF(GHRH) Tests Conducted in AIMS Sport/Disciplines (Urine)
- Table 54 : GnRH Tests Conducted in AIMS Sport/Disciplines (Urine)
- Table 55 : Insulin Tests Conducted in AIMS Sport/Disciplines (Urine and Blood)
- Table 56 : IGF-I Tests Conducted in AIMS Sport/Disciplines (Urine and Blood)
- Table 57 : hGH Isoforms Tests Conducted in AIMS Sport/Disciplines (Blood)
- Table 58 : hGH Biomarkers Tests Conducted in AIMS Sport/Disciplines (Blood)
- Table 59 : HBOC Tests Conducted in AIMS Sport/Disciplines (Blood)

### Sports Governed by the IPC - Tests Conducted:

---

- Table 60 : GC/C/IRMS Tests Conducted in IPC Sport/Disciplines (Urine)
- Table 61 : GC/C/IRMS Tests Conducted in IPC Sport/Disciplines for 19-norandrosterone (Urine)
- Table 62 : GC/C/IRMS Tests Conducted in IPC Sport/Disciplines for boldenone (Urine)
- Table 63 : ESA Tests Conducted in IPC Sport/Disciplines (Urine and Blood)
- Table 64 : GHRF(GHS/GHRP) Tests Conducted in IPC Sports/Disciplines (Urine)
- Table 65 : GHRF (GHRH) Tests Conducted in IPC Sports/Disciplines (Urine)
- Table 66 : GnRH Tests Conducted in IPC Sports/Disciplines (Urine)
- Table 67 : Insulin Tests Conducted in IPC Sports/Disciplines (Urine and Blood)
- Table 68 : IGF-I Tests Conducted in IPC Sports/Disciplines (Urine and Blood)
- Table 69 : hGH Isoforms Tests Conducted in IPC Sports/Disciplines (Blood)
- Table 70 : hGH Biomarkers Tests Conducted in IPC Sports/Disciplines (Blood)
- Table 71 : HBOC Tests Conducted in IPC Sport/Disciplines (Blood)
- Table 72 : HBT (Transfusion) Tests Conducted in IPC Sport/Disciplines (Blood)

## Table of Contents

---

### Sports for Athletes with an Impairment - Tests Conducted:

- Table 73 : GC/C/IRMS Tests Conducted in Sports for Athletes with an Impairment (Urine)
- Table 74 : GC/C/IRMS Tests Conducted in Sports for Athletes with an Impairment for boldenone (Urine and Blood)
- Table 75 : ESA Tests Conducted in Sports for Athletes with an Impairment (Urine and Blood)
- Table 76 : GHRF(GHS/GHRP) Tests Conducted in Sports for Athletes with an Impairment (Urine)
- Table 77 : GHRF(GHRH) Tests Conducted in Sports for Athletes with an Impairment (Urine)
- Table 78 : GnRH Tests Conducted in Sports for Athletes with an Impairment (Urine)
- Table 79 : Insulin Tests Conducted in Sports for Athletes with an Impairment (Urine and Blood)
- Table 80 : IGF-I Tests Conducted in Sports for Athletes with an Impairment (Urine)
- Table 81 : hGH Isoforms Tests Conducted in Sports for Athletes with an Impairment (Blood)
- Table 82 : hGH Biomarkers Tests Conducted in Sports for Athletes with an Impairment (Blood)
- Table 83 : HBOC Tests Conducted in Sports for Athletes with an Impairment (Blood)
- Table 84 : HBT (Transfusion) Tests Conducted in Sports for Athletes with an Impairment (Blood)

### Other Sports/Disciplines from Code Signatories - Tests Conducted:

- Table 85 : GC/C/IRMS Tests Conducted in Other Sports/Disciplines from Code Signatories (Urine)
- Table 86 : GC/C/IRMS Tests Conducted in Other Sports/Disciplines from Code Signatories for 19-Norandrosterone (Urine)
- Table 87 : GC/C/IRMS Tests Conducted in Other Sports/Disciplines from Code Signatories for Boldenone (Urine)
- Table 88 : ESA Tests Conducted in Other Sports/Disciplines from Code Signatories (Urine and Blood)
- Table 89 : GHRF(GHS/GHRF) Tests Conducted in Other Sports/Disciplines from Code Signatories (Urine)
- Table 90 : GHRF(GHRH) Tests Conducted in Other Sports/Disciplines from Code Signatories (Urine)
- Table 91 : GnRH Tests Conducted in Other Sports/Disciplines from Code Signatories (Urine)
- Table 92 : Insulin Tests Conducted in Other Sports/Disciplines from Code Signatories (Urine and Blood)
- Table 93 : IGF-I Tests Conducted in Other Sports/Disciplines from Code Signatories (Urine)
- Table 94 : hGH Isoforms Tests Conducted in Other Sports/Disciplines from Code Signatories (Blood)
- Table 95 : hGH Biomarkers Tests Conducted in Other Sports/Disciplines from Code Signatories (Blood)
- Table 96 : HBOC Tests Conducted in Other Sports/Disciplines from Code Signatories (Blood)
- Table 97 : HBT (Transfusion) Tests Conducted in Other Sports/Disciplines from Code Signatories (Blood)

### Other Sports/Disciplines - Tests Conducted:

- Table 98 : GC/C/IRMS Tests Conducted in Other Sports/Disciplines(Urine)
- Table 99 : GC/C/IRMS Tests Conducted in Other Sports/Disciplines for 19-norandrosterone (Urine)
- Table 100 : GC/C/IRMS Tests Conducted in Other Sports/Disciplines for Boldenone (Urine)
- Table 101 : ESA Tests Conducted in Other Sports/Disciplines (Urine and Blood)
- Table 102 : GHRF(GHS/GHRP) Tests Conducted in Other Sports/Disciplines (Urine)
- Table 103 : GHRF(GHRH) Tests Conducted in Other Sports/Disciplines (Urine)
- Table 104 : GnRH Tests Conducted in Other Sports/Disciplines (Urine)
- Table 105 : Insulin Tests Conducted in Other Sports/Disciplines (Urine and Blood)
- Table 106 : IGF-I Tests Conducted in Other Sports/Disciplines (Urine and Blood)
- Table 107 : hGH Isoforms Tests Conducted in Other Sports/Disciplines (Blood)
- Table 108 : hGH Biomarkers Tests Conducted in Other Sports/Disciplines (Blood)
- Table 109 : HBOC Tests Conducted in Other Sports/Disciplines (Blood)
- Table 110 : HBT (Transfusion) Tests Conducted in Other Sports/Disciplines (Blood)



## Table of Contents

---

### Total AAFs per Drug Class

---

- Table 111 : Total AAFs per Drug Class as Reported in ASOIF Sports
- Table 112 : Total AAFs per Drug Class as Reported in AIOWF Sports
- Table 113 : Total AAFs per Drug Class as Reported in ARISF Sports
- Table 114 : Total AAFs per Drug Class as Reported in AIMS Sports
- Table 115 : Total AAFs per Drug Class as Reported in IPC Sports and Sports for Athletes with an Impairment
- Table 116 : Total AAFs per Drug Class in Other Sports - Code Signatories
- Table 117 : Total AAFs per Drug Class in Other Sports - Other Sports

## Terms and Abbreviations

<b>IC</b>	In-Competition
<b>OOC</b>	Out-of-Competition
<b>Sample</b>	Any biological material collected for the purposes of Doping Control*
<b>AAF</b>	Adverse Analytical Finding
<b>ATF</b>	Atypical Finding
<b>GC/C/IRMS</b>	Gas Chromatograph/Carbon/Isotope Ratio Mass Spectrometry (e.g. "IRMS")
<b>ESA</b>	Erythropoiesis Stimulating Agent**
<b>hGH Isoforms</b>	Human Growth Hormone Isoform Differential Immunoassays
<b>hGH Biomarkers</b>	Human Growth Hormone Biomarkers
<b>GHRF (GHS/GHRP)</b>	Growth Hormone Releasing Factors (Growth Hormone Secretagogues/GH-Releasing Peptides)
<b>GHRF (GHRH)</b>	Growth Hormone Releasing Factors (Growth Hormone Releasing Hormone)
<b>GnRH</b>	Gonadotrophin Releasing Hormones
<b>HBT</b>	Homologous Blood Transfusion
<b>HBOC</b>	Haemoglobin Based Oxygen Carrier
<b>IGF-I</b>	Insulin-like Growth Factor-I (and its analogues)
<b>ABP</b>	Athlete Biological Passport
<b>IOC</b>	International Olympic Committee
<b>ASOIF</b>	Association of Summer Olympic International Sports Federations
<b>AIOWF</b>	Association of International Olympic Winter Sports Federations
<b>ARISF</b>	Association of IOC Recognized International Sports Federations
<b>AIMS</b>	Alliance of Independent Members of Sport
<b>NADO</b>	National Anti-Doping Organization
<b>RADO</b>	Regional Anti-Doping Organization
<b>NOC</b>	National Olympic Committee
<b>MEO</b>	Multi-Sports Organizations and Events
<b>IF</b>	International Federation
<b>NF</b>	National Federation
<b>IPC</b>	International Paralympic Committee***
<b>Other Sports</b>	Sports/disciplines connected with organizations which are outside of the categories in Tables 1-7.
<b>Code Signatories</b>	Sports/disciplines connected with organizations which are outside of the categories in Tables 1-7 but are signatories to the Code.
<b>Sports for Athletes with an Impairment</b>	Sports and disciplines under the governance of the respective Olympic IFs or independent IFs which govern sports for athletes with an impairment
<b>ADAMS</b>	Anti-Doping Administration and Management System
<b>TA</b>	Testing Authority
<b>SCA</b>	Sample Collection Authority
<b>-</b>	a "dash" represents "0" (no data) in tables compiling the number of Samples, ATFs or AAFs
<b>( R )</b>	A discipline which is discontinued in ADAMS based on request of the governing IF, being an event under an existing discipline or being no longer necessary for administrative purposes

\* Biological material limited to urine and blood in this report

\*\* Including recombinant erythropoietins (i.e. epoetins) and their analogues (e.g. darbepoetin, pegserpoetin, peginesatide, CERA, EPO-Fc)

\*\*\* Limited to sport/disciplines under the governance of the IPC (others are compiled under the category "Sports for Athletes with an Impairment"). Note that the IPC rebranded their disciplines in November 2016 and therefore this 2016 report contains both old and new disciplines associated with the IPC

**2017 Anti-Doping Testing Figures**  
*Samples Analyzed and Reported by Accredited Laboratories in ADAMS*

**Table 1: Total Samples Analyzed in ASOIF Sport/Disciplines (Urine and Blood)**

Sports	Disciplines	Urine						Blood						Sub Total	Total Samples	Total AAFs	% AAF
		Samples	IC ATF	AAF	Samples	ATF	AAF	Samples	IC ATF	AAF	Samples	ATF	AAF				
Aquatics	Swimming Sprint 100m or less	1790	-	21	2344	1	9	73	-	-	612	1	-	4819	15,138	64	0.4%
	Swimming Middle Distance 200-400m	1762	-	7	2301	1	6	116	-	-	609	-	-	4788			
	Water Polo	997	-	3	804	-	2	58	-	-	74	-	-	1933			
	Swimming Long Distance 800m or greater	405	0	2	589	0	2	56	-	-	158	-	-	1208			
	Open Water	377	-	4	385	0	2	50	-	-	135	-	-	947			
	Diving	465	-	5	337	0	0	9	-	-	35	-	-	846			
	Artistic Swimming	193	-	-	229	-	-	12	-	-	18	-	-	452			
	Swimming	92	-	-	34	0	0	-	-	-	1	-	-	127			
	Aquatics	12	-	1	6	-	-	-	-	-	-	-	-	18			
Archery	Archery	393	2	2	108	-	1	-	-	-	-	-	501	822	5	0.6%	
	Recurve	120	-	-	68	-	1	-	-	-	-	-	188				
	Compound	91	1	1	42	-	-	-	-	-	-	-	133				
Athletics	Long Distance 3000m or greater	5276	6	84	3591	3	21	194	-	-	715	-	4	9776	31,483	295	0.9%
	Sprint 400m or less	2881	4	46	3232	1	21	158	-	-	718	-	-	6989			
	Throws	1633	-	31	1949	2	11	161	-	-	423	-	-	4166			
	Jumps	1357	-	11	1660	-	3	54	-	-	360	-	-	3431			
	Middle Distance 800-1500m	1177	-	8	1418	-	6	40	-	-	278	-	-	2913			
	Combined Events	535	-	3	603	-	6	33	-	-	116	-	-	1287			
	Marathon	520	1	16	232	1	-	13	-	-	46	-	-	811			
	Race Walk	257	-	4	293	-	3	3	-	-	42	-	-	595			
	Athletics	345	-	4	99	-	-	-	-	-	3	-	-	447			
	Cross Country	304	-	4	55	-	-	15	-	-	3	-	-	377			
	Mountain Running	230	-	1	32	-	-	1	-	-	5	-	-	268			
	Half Marathon	170	1	2	18	-	-	-	-	-	1	-	-	189			
	Road Running	120	-	3	10	-	-	-	-	-	1	-	-	131			
	Ultra Running	68	-	2	22	-	-	-	-	-	3	-	-	93			
	Track	4	-	1	1	-	-	-	-	-	-	-	-	5			
Marathon Track and Field	1	-	-	4	-	-	-	-	-	-	-	-	5				
Badminton	-	772	1	1	536	-	-	4	-	-	60	-	-	1372	1,372	1	0.1%
Basketball	Basketball	3687	-	33	1732	-	3	56	-	-	139	-	-	5614	5,697	37	0.6%
	3 on 3	76	-	1	5	-	-	2	-	-	-	-	-	83			
Boxing	-	2119	-	52	1583	1	23	98	-	-	236	1	-	4036	4,036	75	1.9%

**Table 1: Total Samples Analyzed in ASOIF Sport/Disciplines (Urine and Blood) - continued**

Sports	Disciplines	Urine						Blood						Sub Total	Total Samples	Total AAFs	% AAF
		IC Samples	ATF	AAF	IC Samples	ATF	AAF	IC Samples	ATF	AAF	IC Samples	ATF	AAF				
Canoe / Kayak	Sprint 200m	336	-	6	515	-	3	23	-	-	105	1	-	979	3,945	25	0.6%
	Long Distance 1000m	248	-	3	533	-	3	19	-	-	114	-	-	914			
	Middle Distance 500m	290	-	2	520	-	2	8	-	-	82	-	-	900			
	Canoe Slalom	311	-	2	374	-	1	11	-	-	76	-	-	772			
	Freestyle	57	-	-	42	-	1	-	-	-	5	-	-	104			
	Marathon	62	-	1	25	-	-	1	-	-	1	-	-	89			
	Wildwater	27	-	1	49	-	-	-	-	-	3	-	-	79			
	Canoe Polo	39	-	-	16	-	-	-	-	-	2	-	-	57			
	Canoe Kayak	21	-	-	7	-	-	-	-	-	1	-	-	29			
	Ocean Racing	15	-	-	-	-	-	2	-	-	-	-	-	17			
Canoe Sprint (Flatwater) (R)	4	-	-	1	-	-	-	-	-	-	-	-	5				
Cycling	Road	7416	6	159	5585	2	21	752	3	21	1000	3	3	14753	23,575	280	1.2%
	Mountain Bike	1789	1	17	640	-	4	107	-	-	157	-	1	2693			
	Track Sprint	1153	2	12	587	-	1	82	-	-	162	-	-	1984			
	Track Endurance	957	1	15	623	-	-	49	-	-	118	-	-	1747			
	Cyclo-Cross	890	-	12	211	-	-	35	-	-	36	-	-	1172			
	BMX	342	-	5	201	-	3	3	-	-	19	-	-	565			
	Cycling	422	-	3	55	-	-	-	-	-	3	-	-	480			
	Trials	88	-	-	1	-	-	-	-	-	-	-	-	89			
	Artistic	40	-	2	1	-	-	-	-	-	-	-	-	41			
	Track	26	-	1	1	-	-	-	-	-	-	-	-	27			
Cycle-Ball	21	-	-	3	-	-	-	-	-	-	-	-	24				
Equestrian	Jumping	115	-	-	42	-	-	-	-	-	5	-	-	162	434	6	1.4%
	Dressage	66	-	1	25	-	-	-	-	-	1	-	-	92			
	Eventing	53	-	4	24	-	-	-	-	-	2	-	-	79			
	Endurance	36	-	1	12	-	-	-	-	-	-	-	-	48			
	Vaulting	34	-	-	13	-	-	-	-	-	1	-	-	48			
	Equestrian	2	-	-	2	-	-	-	-	-	-	-	-	4			
	Driving	-	-	-	1	-	-	-	-	-	-	-	-	1			
Fencing	Epee	295	-	1	262	-	-	2	-	-	6	-	-	565	1,529	6	0.4%
	Sabre	287	-	2	189	-	-	-	-	-	12	-	-	488			
	Foil	257	-	2	185	-	1	1	-	-	2	-	-	445			
	Fencing	23	-	-	7	-	-	-	-	-	1	-	-	31			
Field Hockey	Field Hockey	654	-	5	623	-	2	34	-	-	22	-	-	1333	1,476	8	0.5%
	Indoor	94	-	1	47	-	-	2	-	-	-	-	-	143			
Football	Football	25983	8	133	8231	4	26	592	-	-	1352	-	-	36158	37,118	167	0.4%
	Futsal	749	-	7	104	-	-	5	-	-	10	-	-	868			
	Beach Football	71	-	1	21	-	-	-	-	-	-	-	-	92			
Golf	-	320	2	4	64	-	-	2	-	-	3	-	-	389	389	4	1.0%

**Table 1: Total Samples Analyzed in ASOIF Sport/Disciplines (Urine and Blood) - continued**

Sports	Disciplines	Urine						Blood						Sub Total	Total Samples	Total AAFs	% AAF
		IC Samples	IC ATF	IC AAF	OOC Samples	OOC ATF	OOC AAF	IC Samples	IC ATF	IC AAF	OOC Samples	OOC ATF	OOC AAF				
Gymnastics	Artistic	441	-	4	712	-	3	18	-	-	49	-	-	1220	2,187	15	0.7%
	Rhythmic	243	-	5	158	-	-	3	-	-	9	-	-	413			
	Trampoline	155	-	1	104	-	-	8	-	-	4	-	-	271			
	Acrobatic	82	-	1	53	-	-	2	-	-	5	-	-	142			
	Aerobic	73	-	1	35	-	-	3	-	-	3	-	-	114			
	Gymnastics	13	-	-	1	-	-	-	-	-	-	-	-	14			
	Tumbling	10	-	-	2	-	-	1	-	-	-	-	-	13			
Handball	Indoor	2013	-	20	1273	1	4	21	-	-	149	-	-	3456	3,505	24	0.7%
	Beach	32	-	-	15	-	-	2	-	-	-	-	-	49			
Judo	-	2100	3	41	1683	-	12	14	-	-	171	-	-	3968	3,968	53	1.3%
Modern Pentathlon	-	323	1	2	238	-	-	5	-	-	22	-	-	588	588	2	0%
Rowing	-	1432	-	14	2482	-	9	100	-	-	403	-	-	4417	4,417	23	0.5%
Rugby Union	Fifteens	2006	1	50	2999	2	14	50	-	-	708	-	-	5763	7,631	78	1.0%
	Sevens	609	-	9	946	-	2	6	-	-	222	-	-	1783			
	Rugby Union	73	-	3	12	-	-	-	-	-	-	-	-	85			
Sailing	Sailing	301	-	-	164	-	2	3	-	-	8	-	-	476	567	3	0.5%
	RS:X	4	-	-	21	-	-	-	-	-	-	-	-	25			
	Laser	17	-	-	1	-	-	-	-	-	1	-	-	19			
	Laser-R	10	-	1	7	-	-	-	-	-	1	-	-	18			
	Laser-S	6	-	-	-	-	-	-	-	-	-	-	-	6			
	49er crew	-	-	-	4	-	-	-	-	-	1	-	-	5			
	49erFX	1	-	-	4	-	-	-	-	-	-	-	-	5			
	470 crew	-	-	-	4	-	-	-	-	-	-	-	-	4			
	470 helm	-	-	-	3	-	-	-	-	-	-	-	-	3			
	Match Racing	3	-	-	-	-	-	-	-	-	-	-	-	3			
	NACRA 17	-	-	-	2	-	-	-	-	-	-	-	-	2			
49er helm	-	-	-	1	-	-	-	-	-	-	-	-	1				
Shooting	Shooting	662	1	8	209	-	1	-	-	-	1	-	-	872	1,541	13	0.8%
	Rifle	199	-	-	35	-	-	-	-	-	-	-	-	234			
	Shotgun	192	-	4	21	-	-	-	-	-	-	-	-	213			
	Pistol	172	-	-	27	-	-	-	-	-	-	-	-	199			
	Running Target	15	-	-	-	-	-	-	-	-	-	-	-	15			
	Target sprint	8	-	-	-	-	-	-	-	-	-	-	-	8			
Table Tennis	-	509	-	2	310	1	1	5	-	-	18	-	-	842	842	3	0.4%
Taekwondo	Sparring	959	2	7	576	-	1	35	-	-	38	-	-	1608	1,984	12	0.6%
	Taekwondo	196	-	2	27	-	-	-	-	-	-	-	-	223			
	Poomsae	107	1	1	45	-	1	-	-	-	1	-	-	153			
Tennis	-	3588	-	30	1124	-	1	431	-	-	816	2	-	5959	5,959	31	0.5%

**2017 Anti-Doping Testing Figures**  
*Samples Analyzed and Reported by Accredited Laboratories in ADAMS*

**Table 1: Total Samples Analyzed in ASOIF Sport/Disciplines (Urine and Blood) - continued**

Sports	Disciplines	Urine						Blood						Sub Total	Total Samples	Total AAFs	% AAF
		IC Samples	ATF	AAF	IC Samples	ATF	AAF	IC Samples	ATF	AAF	IC Samples	ATF	AAF				
Triathlon	Triathlon	1904	1	12	1164	2	6	125	-	-	207	-	-	3400	3,681	24	0.7%
	Duathlon	185	0	3	7	-	-	1	-	-	1	-	-	194			
	Long Distance	24	-	1	19	-	-	-	-	-	5	-	-	48			
	Cross Triathlon	14	-	1	3	-	-	-	-	-	-	-	-	17			
	Winter Triathlon	11	-	-	-	-	-	-	-	-	-	-	-	11			
	Aquathlon	11	-	1	-	-	-	-	-	-	-	-	-	11			
Volleyball	Volleyball	2215	-	12	1318	1	5	40	-	-	111	-	-	3684	4,382	21	0.5%
	Beach	393	-	3	232	-	1	21	-	-	34	-	-	680			
	Hall (R)	7	-	-	6	-	-	-	-	-	5	-	-	18			
Weightlifting	-	4325	8	110	4656	5	45	655	-	-	934	1	-	10570	10,570	155	1.5%
Wrestling	Wrestling	1187	1	35	1172	-	8	100	-	-	144	-	-	2603	4,878	81	1.7%
	Freestyle	415	-	12	397	1	2	12	-	-	45	-	-	869			
	Greco-Roman	401	-	8	380	-	3	12	-	-	35	-	-	828			
	Women's Freestyle	186	-	1	140	-	-	-	-	-	14	-	-	340			
	Traditional Wrestling	155	-	8	42	-	1	-	-	-	-	-	-	197			
	Grappling	17	-	2	4	-	-	-	-	-	-	-	-	21			
	Beach Wrestling	10	-	-	-	-	-	-	-	-	-	-	-	10			
Pankration	10	-	1	-	-	-	-	-	-	-	-	-	10				
<b>Totals</b>		<b>99,846</b>	<b>55</b>	<b>1,172</b>	<b>67,002</b>	<b>29</b>	<b>310</b>	<b>4,609</b>	<b>3</b>	<b>21</b>	<b>12,257</b>	<b>9</b>	<b>8</b>	<b>183,714</b>	<b>1,511</b>	<b>0.82%</b>	

**Table 2: Total Samples Analyzed in AIOWF Sport/Disciplines (Urine and Blood)**

Sports	Disciplines	Urine						Blood						Sub Total	Total Samples	Total AAFs	% AAF
		IC Samples	ATF	AAF	IC Samples	ATF	AAF	IC Samples	ATF	AAF	IC Samples	ATF	AAF				
Biathlon	-	748	1	1	1279	-	-	91	-	-	225	-	-	2343	2,343	1	0.2%
Bobsleigh	Bobsleigh	211	-	5	767	1	0	3	-	-	129	-	-	1110	1,522	10	0.7%
	Skeleton	149	-	3	243	-	2	2	-	-	18	-	-	412			
Curling	-	205	-	1	267	-	-	-	-	-	-	-	-	472	472	1	0%
Ice Hockey	-	1885	1	26	1833	-	3	56	-	-	218	-	-	3992	3,992	29	0.7%
Luge	-	114	-	1	354	-	1	8	-	-	12	-	-	488	488	2	0.4%
Skating	Short Track	443	-	-	884	-	-	8	-	-	166	-	-	1501	5,113	6	0.1%
	Speed Skating 1500m or less	545	-	-	704	1	2	39	-	-	115	-	-	1403			
	Speed Skating greater than 1500m	388	-	1	670	1	-	35	-	-	136	-	-	1229			
	Figure Skating	454	-	2	387	-	1	3	-	-	23	-	-	867			
	Synchronized Skating	29	-	-	69	-	-	-	-	-	3	-	-	101			
	Skating	-	-	-	9	-	-	-	-	-	-	-	-	9			
	Speed Skating	-	-	-	3	-	-	-	-	-	-	-	-	3			
Skiing	Cross-Country	877	1	6	1660	-	3	42	-	-	392	-	-	2971	7,761	15	0.2%
	Alpine	445	-	1	1014	-	1	23	-	-	187	-	-	1669			
	Freestyle	374	-	1	728	-	-	-	-	-	53	-	-	1155			
	Snowboard	204	-	3	651	-	-	-	-	-	33	-	-	888			
	Nordic Combined	127	-	0	359	-	-	8	-	-	78	-	-	572			
	Ski Jumping	156	3	-	319	-	-	-	-	-	29	-	-	504			
	Skiing	-	-	-	2	-	-	-	-	-	-	-	-	2			
<b>Totals</b>		<b>7,354</b>	<b>6</b>	<b>51</b>	<b>12,202</b>	<b>3</b>	<b>13</b>	<b>318</b>	<b>0</b>	<b>0</b>	<b>1817</b>	<b>0</b>	<b>0</b>		<b>21,691</b>	<b>64</b>	<b>0.30%</b>

**Table 3: Total Samples Analyzed in ARISF Sport/Disciplines (Urine and Blood)**

Sports	Disciplines	Urine						Blood						Sub Total	Total Samples	Total AAFs	% AAF	
		IC Samples	ATF	AAF	OOC Samples	ATF	AAF	IC Samples	ATF	AAF	OOC Samples	ATF	AAF					
Air Sports	Parachuting	17	-	-	8	-	-	-	-	-	-	-	-	-	25	62	2	3.2%
	Aerobatic	7	-	-	2	-	-	-	-	-	-	-	-	-	9			
	Aeromodeling	8	-	-	1	-	-	-	-	-	-	-	-	-	9			
	Hang Gliding & Paragliding	4	-	1	1	-	-	-	-	-	-	-	-	-	5			
	Gliding	5	-	-	-	-	-	-	-	-	-	-	-	-	5			
	Ballooning	4	-	-	-	-	-	-	-	-	-	-	-	-	4			
	General Aviation	2	-	-	1	-	-	-	-	-	-	-	-	-	3			
	Rotorcraft	-	-	-	1	-	1	-	-	-	-	-	-	-	1			
	Microlight and Paramotor	-	-	-	1	-	-	-	-	-	-	-	-	-	1			
American Football	-	333	-	17	257	-	2	12	-	-	20	-	-	-	622	19	3%	
Automobile	Automobile Sports	226	-	3	18	-	-	-	-	-	1	-	-	245	358	6	2%	
	Rally	75	-	2	1	-	-	-	-	-	-	-	-	76				
	Karting	28	-	1	-	-	-	-	-	-	-	-	-	28				
	Formula 1	9	-	-	-	-	-	-	-	-	-	-	-	9				
Bandy	-	60	-	-	52	-	1	2	-	-	4	-	-	118	1	0.8%		
Baseball/Softball	Baseball	732	2	46	271	-	-	21	-	-	15	-	-	1039	1313	46	3.5%	
	Softball	192	-	-	81	-	-	1	-	-	-	-	-	274				
Basque Pelota	-	35	-	1	10	-	1	-	-	-	-	-	-	45	2	4.4%		
Billiards	Billiards	64	-	3	28	-	-	-	-	-	-	-	-	92	201	8	4.0%	
	Pool	47	-	4	6	-	-	-	-	-	-	-	-	53				
	Snooker	32	-	1	14	-	-	-	-	-	-	-	-	46				
	Carom	10	-	-	-	-	-	-	-	-	-	-	-	10				
Boules Sports	Petanque	59	-	4	18	-	-	-	-	-	-	-	-	77	162	5	3%	
	Lawn Bowl	14	-	-	49	-	-	-	-	-	-	-	-	63				
	Boules Sports	14	-	1	-	-	-	-	-	-	-	-	-	14				
	Raffa	4	-	-	-	-	-	-	-	-	-	-	-	4				
	Lyonnaise	4	-	-	-	-	-	-	-	-	-	-	-	4				
Bowling	Bowling	97	-	2	63	-	1	-	-	-	-	-	-	160	174	3	2%	
	Ten-Pin	7	-	-	7	-	-	-	-	-	-	-	-	14				
Bridge	-	33	-	5	-	-	-	-	-	-	-	-	-	33	5	15%		
Cheer	-	47	-	5	22	-	1	-	-	-	-	-	-	69	6	9%		
Chess	-	69	-	2	33	-	-	-	-	-	-	-	-	102	2	2%		
Cricket	Cricket	687	2	5	543	-	1	-	-	-	54	-	-	1284	1300	6	0.5%	
	Twenty20	6	-	-	9	-	-	-	-	-	-	-	-	15				
	One Day International	-	-	-	1	-	-	-	-	-	-	-	-	1				



**Table 3: Total Samples Analyzed in ARISF Sports/Disciplines (Urine and Blood) - continued**

Sports	Disciplines	Urine						Blood						Sub Total	Total Samples	Total AAFs	% AAF
		IC			OOC			IC			OOC						
		Samples	ATF	AAF	Samples	ATF	AAF	Samples	ATF	AAF	Samples	ATF	AAF				
DanceSport	DanceSport	125	-	1	81	-	-	1	-	-	1	-	-	208	334	3	0.9%
	Latin	52	-	2	3	-	-	-	-	-	-	-	-	55			
	Standard	24	-	-	22	-	-	-	-	-	2	-	-	48			
	Youth	1	-	-	4	-	-	-	-	-	1	-	-	6			
	Boogie Woogie	6	-	-	-	-	-	-	-	-	-	-	-	6			
	Formation	4	-	-	1	-	-	-	-	-	-	-	-	5			
	Rock'n'Roll	1	-	-	2	-	-	-	-	-	1	-	-	4			
	Salsa	-	-	-	2	-	-	-	-	-	-	-	-	2			
Floorball	Floorball	243	1	3	169	-	1	2	-	-	9	-	-	-	423	4	0.9%
Flying Disc	Ultimate	13	-	-	9	-	-	-	-	-	2	-	-	24	28	0	0%
	Flying Disc	3	-	-	1	-	-	-	-	-	-	-	-	4			
Karate	Karate	606	2	9	387	-	1	17	-	-	20	-	-	-	1030	10	1.0%
Korfball	Korfball	52	-	-	14	-	-	-	-	-	2	-	-	-	68	0	0%
Life Saving	Pool	169	-	2	27	-	-	2	-	-	2	-	-	200	327	4	1%
	Ocean	63	-	1	28	-	-	-	-	-	2	-	-	93			
	Lifesaving	23	-	1	9	-	-	-	-	-	2	-	-	34			
Motorcycling	Motocross	126	-	1	8	-	-	-	-	-	10	-	-	144	433	9	2.1%
	Motorcycle Racing	76	-	2	-	-	-	-	-	-	-	-	-	76			
	Speedway	56	-	1	3	-	-	-	-	-	-	-	-	59			
	Road Racing	36	-	1	2	-	-	-	-	-	-	-	-	38			
	Enduro	33	-	2	-	-	-	-	-	-	-	-	-	33			
	Supermoto	24	-	1	-	-	-	-	-	-	-	-	-	24			
	Trial	19	-	-	-	-	-	-	-	-	-	-	-	19			
	All-Terrain	12	-	-	1	-	-	-	-	-	-	-	-	13			
	Track Racing	10	-	-	2	-	-	-	-	-	-	-	-	12			
	Quad	4	-	-	-	-	-	-	-	-	-	-	-	4			
	Supercross	4	-	1	-	-	-	-	-	-	-	-	-	4			
	Cross-Country Rallies	4	-	-	-	-	-	-	-	-	-	-	-	4			
	Road Racing Endurance	3	-	-	-	-	-	-	-	-	-	-	-	3			
Mountaineering and Climbing	Climbing	50	-	-	10	-	-	-	-	-	1	-	-	61	183	1	0.5%
	Ice Climbing	40	-	1	4	-	-	-	-	-	-	-	-	44			
	Mountain Running (R)	36	-	-	1	-	-	-	-	-	-	-	-	37			
	Mountaineering and Climbing	18	-	-	10	-	-	-	-	-	-	-	-	28			
	Ski Mountaineering	6	-	-	7	-	-	-	-	-	-	-	-	13			
Muaythai	-	323	-	19	106	-	3	21	-	-	3	-	-	453	22	5%	
Netball	-	77	-	-	113	-	-	2	-	-	5	-	-	197	0	0%	

**Table 3: Total Samples Analyzed in ARISF Sports/Disciplines (Urine and Blood) - continued**

Sports	Disciplines	Urine						Blood						Sub Total	Total Samples	Total AAFs	% AAF
		IC Samples	ATF	AAF	OOC Samples	ATF	AAF	IC Samples	ATF	AAF	OOC Samples	ATF	AAF				
Orienteering	Orienteering	109	-	1	57	-	-	1	-	-	4	-	-	171	374	4	1.1%
	Foot Orienteering	49	-	-	59	-	-	2	-	-	3	-	-	113			
	Mountain Bike Orienteering	32	-	1	10	-	-	2	-	-	1	-	-	45			
	Ski Orienteering	31	-	1	11	-	-	1	-	-	-	-	-	43			
	Trail Orienteering	2	-	1	-	-	-	-	-	-	-	-	-	2			
Polo	-	41	-	-	19	-	-	-	-	-	-	-	-	60	0	0%	
Powerboating	Circuit	26	-	1	1	-	-	-	-	-	-	-	-	27	39	3	7.7%
	Aquabike	5	-	1	-	-	-	2	-	-	-	-	-	7			
	Offshore	5	-	1	-	-	-	-	-	-	-	-	-	5			
Racquetball	-	40	-	-	24	-	1	-	-	-	-	-	-	64	1	2%	
Roller Sports	Inline Speed Skating Sprint 1000m or less	216	-	2	108	-	-	6	-	-	19	-	-	349	1167	10	0.9%
	Inline Speed Skating Distance greater than 1000m	252	-	1	64	-	-	15	-	-	11	-	-	342			
	Hockey	132	-	1	39	-	1	8	-	-	1	-	-	180			
	Artistic	82	-	-	21	-	-	-	-	-	1	-	-	104			
	Inline Hockey (R)	70	-	2	15	-	-	-	-	-	2	-	-	87			
	Rink Hockey (R)	44	-	2	-	-	-	-	-	-	-	-	-	44			
	Alpine & Downhill	18	-	1	-	-	-	-	-	-	-	-	-	18			
	Inline Freestyle	12	-	-	-	-	-	-	-	-	-	-	-	12			
	Roller Sports	1	-	-	10	-	-	-	-	-	-	-	-	11			
	Inline Downhill (R)	8	-	-	-	-	-	-	-	-	-	-	-	8			
	Skateboarding	5	-	-	2	-	-	-	-	-	-	-	-	7			
Roller Freestyle	4	-	-	1	-	-	-	-	-	-	-	-	5				
Ski Mountaineering	-	74	-	2	70	-	-	-	-	-	13	-	-	157	2	1.3%	
Sport Climbing	Lead	84	-	-	9	-	-	1	-	-	-	-	-	94	265	1	0%
	Boulder	76	-	-	13	-	-	1	-	-	2	-	-	92			
	Speed	57	-	1	3	-	-	1	-	-	-	-	-	61			
	Sport Climbing	18	-	-	-	-	-	-	-	-	-	-	-	18			
Squash	-	209	-	3	87	-	-	8	-	-	3	-	-	307	3	1.0%	
Sumo	-	96	-	1	16	-	-	2	-	-	-	-	-	114	1	0.9%	
Surfing	Surfing	138	-	2	8	-	-	-	-	-	-	-	-	146	183	2	1.1%
	Stand Up Paddle	31	-	-	-	-	-	-	-	-	-	-	-	31			
	Wind Surfing	-	-	-	4	-	-	-	-	-	-	-	-	4			
	Body Board	2	-	-	-	-	-	-	-	-	-	-	-	2			
Tug of War	Tug of War	81	-	1	49	-	-	3	-	-	3	-	-	136	1	0.7%	

**2017 Anti-Doping Testing Figures**  
*Samples Analyzed and Reported by Accredited Laboratories in ADAMS*

**Table 3: Total Samples Analyzed in ARISF Sports/Disciplines (Urine and Blood) - continued**

Sports	Disciplines	Urine						Blood						Sub Total	Total Samples	Total AAFs	% AAF
		IC Samples	ATF	AAF	IC Samples	ATF	AAF	IC Samples	ATF	AAF	IC Samples	ATF	AAF				
Underwater Sports	Finswimming Pool	233	-	4	63	-	-	7	-	-	3	-	-	306	517	8	1.5%
	Apnoea (all subdisciplines)	57	-	-	1	-	-	1	-	-	-	-	-	59			
	UW Rugby	26	-	1	19	-	-	-	-	-	2	-	-	47			
	Finswimming Open Water	34	-	1	9	-	-	-	-	-	1	-	-	44			
	UW Hockey	20	-	-	5	-	-	-	-	-	1	-	-	26			
	UW Orienteering	10	-	1	9	-	1	-	-	-	1	-	-	20			
	Sport Diving	4	-	-	1	-	-	-	-	-	-	-	-	5			
	Visual	4	-	-	-	-	-	-	-	-	-	-	-	4			
	Spearfishing	4	-	-	-	-	-	-	-	-	-	-	-	4			
	Finswimming	2	-	-	-	-	-	-	-	-	-	-	-	2			
Water Skiing	Wakeboard Boat	45	-	-	20	-	-	2	-	-	2	-	-	69	268	4	1%
	Tournament	57	-	-	9	-	-	2	-	-	-	-	-	68			
	Racing Water Ski	52	-	1	14	-	-	-	-	-	-	-	-	66			
	Cableski	3	-	-	20	-	-	-	-	-	-	-	-	23			
	Cable Wakeboard	17	-	3	5	-	-	-	-	-	-	-	-	22			
	Barefoot	5	-	-	3	-	-	-	-	-	-	-	-	8			
	Tricks & Jumps (R)	4	-	-	1	-	-	-	-	-	-	-	-	5			
	Waterskiing	2	-	-	2	-	-	-	-	-	-	-	-	4			
Slalom (R)	1	-	-	2	-	-	-	-	-	-	-	-	3				
Wushu	Sanda	168	-	6	100	-	-	4	-	-	1	-	-	273	413	6	1.5%
	Taolu	78	-	-	52	-	-	2	-	-	-	-	-	132			
	Wushu	3	-	-	5	-	-	-	-	-	-	-	-	8			
<b>Totals</b>		<b>8,152</b>	<b>7</b>	<b>194</b>	<b>3,564</b>	<b>0</b>	<b>16</b>	<b>152</b>	<b>0</b>	<b>0</b>	<b>231</b>	<b>0</b>	<b>0</b>	<b>12,099</b>	<b>210</b>	<b>1.74%</b>	

**Table 4: Total Samples Analyzed in AIMS Sport/Disciplines (Urine and Blood)**

Sports	Disciplines	Urine						Blood						Sub Total	Total Samples	Total AAFs	% AAF
		Samples	IC ATF	AAF	Samples	IC ATF	AAF	Samples	IC ATF	AAF	Samples	IC ATF	AAF				
Aikido	-	12	-	-	2	-	-	-	-	-	-	-	-	-	14	0	0%
Bodybuilding	Bodybuilding	595	-	185	179	1	33	35	-	-	14	-	-	823	1301	292	22%
	Fitness	285	-	61	142	1	13	36	-	-	15	-	-	478			
Casting	-	24	-	-	6	-	-	-	-	-	-	-	-	30	0	0%	
Darts	-	63	-	8	-	-	-	-	-	-	-	-	-	63	8	13%	
Dragon Boat	-	31	-	-	17	-	-	-	-	-	-	-	-	48	0	0%	
Draughts	-	14	-	1	7	-	-	-	-	-	-	-	-	21	1	4.8%	
Fistball	-	12	-	-	11	-	-	1	-	-	-	-	-	24	0	0%	
Go	-	16	-	-	-	-	-	-	-	-	-	-	-	16	0	0%	
Icestocksport	Icestocksport Distance	13	-	-	8	-	-	2	-	-	2	-	-	25	39	0	0%
	Icestocksport Target	14	-	-	-	-	-	-	-	-	-	-	-	14			
Ju-Jitsu	Ju-Jitsu	108	1	6	92	-	1	4	-	-	6	-	-	210	211	7	3%
	Beltwrestling	1	-	-	-	-	-	-	-	-	-	-	-	1			
Kendo	-	35	-	-	4	-	-	-	-	-	-	-	-	39	0	0%	
Kickboxing	Kickboxing	360	-	25	141	-	4	38	-	-	23	-	-	562	733	45	6.1%
	Full Contact	22	-	2	38	-	1	-	-	1	-	-	61				
	K1 Rules	47	-	3	-	-	-	1	-	-	-	-	48				
	Low Kick	21	1	3	1	-	-	-	-	-	-	-	22				
	Pancrace	12	-	6	-	-	-	4	-	-	-	-	16				
	Kick Light	11	-	1	1	-	-	-	-	-	-	-	12				
	Light Contact	4	-	-	3	-	-	-	-	-	-	-	7				
	Point Fighting	2	-	-	3	-	-	-	-	-	-	-	5				
Lacrosse	-	18	-	-	23	-	-	2	-	-	-	-	43	0	0.0%		
Minigolf	-	49	-	2	3	-	-	-	-	-	-	-	52	2	4%		
Powerlifting	Powerlifting	2022	2	121	1061	2	29	57	-	-	157	-	-	3297	3802	172	4.5%
	Force Athletique	234	-	13	77	-	2	32	-	-	19	-	-	362			
	Bench Press	128	-	7	12	-	-	3	-	-	-	-	-	143			
Sambo	-	228	0	4	66	-	-	14	-	-	-	-	-	308	4	1.3%	
Savate	Savate	17	-	1	8	-	-	6	-	-	-	-	-	31	45	1	2.2%
	Savate Assaut	10	-	-	2	-	-	-	-	-	-	-	-	12			
	Savate Combat	2	-	-	-	-	-	-	-	-	-	-	-	2			
Sepaktakraw	Sepaktakraw	80	-	-	62	-	-	-	-	-	-	-	-	142	147	0	0.0%
	Beach Sepaktakraw	5	-	-	-	-	-	-	-	-	-	-	-	5			

Table 4: Total Samples Analyzed in AIMS Sport/Disciplines (Urine and Blood) - continued

Sports	Disciplines	Urine						Blood						Sub Total	Total Samples	Total AAFs	% AAF	
		IC Samples	ATF	AAF	IC Samples	ATF	AAF	IC Samples	ATF	AAF	IC Samples	ATF	AAF					
Sleddog	Sleddog	10	-	-	-	-	-	-	-	-	-	-	-	-	-	10	0	0.0%
Soft Tennis	Soft Tennis	32	-	-	9	-	-	-	-	-	-	-	-	-	-	41	0	0%
Sport Fishing	Sport Fishing	20	-	1	2	-	-	-	-	-	-	-	-	-	22	46	4	8.7%
	Fresh Water Sport Fishing	13	-	2	-	-	-	-	-	-	-	-	-	-	13			
	Sea Angling	6	-	-	-	-	-	-	-	-	-	-	-	-	6			
	Fly Sport Fishing	5	-	1	-	-	-	-	-	-	-	-	-	-	5			
<b>Totals</b>		<b>4,581</b>	<b>4</b>	<b>453</b>	<b>1,980</b>	<b>4</b>	<b>83</b>	<b>235</b>	<b>0</b>	<b>0</b>	<b>237</b>	<b>0</b>	<b>0</b>		<b>7,033</b>	<b>536</b>	<b>7.6%</b>	

**Table 5: Total Samples Analyzed in Sports for Athletes with an Impairment (Urine and Blood)**

Sports	Disciplines	Urine						Blood						Sub Total	Total Samples	Total AAFs	% AAF
		IC			OOC			IC			OOC						
		Samples	ATF	AAF	Samples	ATF	AAF	Samples	ATF	AAF	Samples	ATF	AAF				
Aquatics	CISS Swimming Sprint 100m or less	59	-	2	22	-	-	-	-	-	2	-	-	83	221	3	1%
	CISS Swimming Middle Distance 200-400m	62	-	-	15	-	1	-	-	-	1	-	-	78			
	INAS Swimming Sprint 100m or less	11	-	-	6	-	-	-	-	-	-	-	-	17			
	INAS Swimming Middle Distance 200-400m	1	-	-	12	-	-	-	-	-	-	-	-	13			
	INAS Swimming	10	-	-	-	-	-	-	-	-	-	-	-	10			
	CISS Swimming Long Distance 800m and greater	8	-	-	1	-	-	-	-	-	-	-	-	9			
	INAS Swimming Long Distance 800m and greater	5	-	-	2	-	-	-	-	-	-	-	-	7			
	Military IPC Swimming Middle Distance 200-400m	-	-	-	2	-	-	-	-	-	-	-	-	2			
	Military Para Swimming	-	-	-	1	-	-	-	-	-	-	-	-	1			
Military IPC Swimming 100m or less	-	-	-	1	-	-	-	-	-	-	-	-	1				
Archery	Para-Archery**	53	-	2	52	-	1	-	-	-	-	-	-	105	3	2.9%	
ArmWrestling	Para-Arm Wrestling	16	-	-	2	1	-	-	-	-	-	-	-	18	0	0%	
Athletics	CISS Sprint 400m or less	50	-	1	30	-	-	-	-	-	1	-	-	81	334	4	1%
	INAS Throws	28	-	-	14	-	-	-	-	-	-	-	-	42			
	CISS Long Distance 3000m and greater	21	-	1	13	-	-	1	-	-	4	-	-	39			
	CISS Jumps	28	-	-	7	-	-	-	-	-	-	-	-	35			
	CISS Throws	24	-	-	8	-	-	-	-	-	-	-	-	32			
	CISS Middle Distance 800-1500m	15	-	-	11	-	-	-	-	-	-	-	-	26			
	CISS Combined Events	10	-	-	15	-	-	-	-	-	1	-	-	26			
	INAS Combined Events	9	-	-	13	-	-	-	-	-	1	-	-	23			
	INAS Middle Distance 800-1500m	8	-	1	4	-	-	-	-	-	-	-	-	12			
	INAS Athletics	6	-	-	-	-	-	-	-	-	-	-	-	6			
	INAS Sprint 400m or less	2	-	-	3	-	-	-	-	-	-	-	-	5			
	IBSA Athletics	-	-	-	4	-	-	-	-	-	1	-	-	5			
	IPC Long Distance 3000m+ (R)	-	-	-	1	-	-	-	-	-	-	-	-	1			
	INAS Long Distance 3000m and greater	-	-	-	1	-	1	-	-	-	-	-	-	1			
Badminton	Para-Badminton**	45	-	-	60	-	-	-	-	-	2	-	-	107	122	0	0.0%
	CISS Badminton	10	-	-	5	-	-	-	-	-	-	-	-	15			
Basketball	Wheelchair Basketball	69	-	3	62	-	1	-	-	-	1	-	-	132	175	4	2.3%
	CISS Basketball	24	-	-	8	-	-	-	-	-	-	-	-	32			
	INAS-FID Basketball	-	-	-	11	-	-	-	-	-	-	-	-	11			
Bobsleigh	Para-Bobsleigh**	15	-	-	1	-	-	-	-	-	-	-	-	-	16	0	0%
Boccia	Para-Boccia	67	-	1	33	-	2	-	-	-	-	-	-	-	100	3	3%
Bowling	CISS Bowling	6	-	-	5	-	-	-	-	-	-	-	-	11	15	0	0.0%
	IBSA tenpin bowling	4	-	-	-	-	-	-	-	-	-	-	-	4			
Canoe / Kayak	Para-Canoe Sprint**	24	-	-	33	-	-	-	-	-	5	-	-	-	62	0	0.0%
CP Football	CP Football	11	-	1	10	-	-	-	-	-	-	-	-	-	21	1	105%

**Table 5: Total Samples Analyzed in Sports for Athletes with an Impairment (Urine and Blood) - continued**

Sports	Disciplines	Urine						Blood						Sub Total	Total Samples	Total AAFs	% AAF
		IC Samples	ATF	AAF	OOO Samples	ATF	AAF	IC Samples	ATF	AAF	OOO Samples	ATF	AAF				
Curling	Wheelchair Curling	19	-	3	66	-	3	-	-	-	-	-	-	85	98	6	6%
	CISS Curling	4	-	-	9	-	-	-	-	-	-	-	-	13			
Cycling	Para-Cycling Road**	215	-	13	271	-	2	6	-	-	41	-	-	533	727	17	0.3%
	Para-Cycling Track Sprint**	49	-	-	38	-	-	-	-	-	2	-	-	89			
	Para-Cycling Track Endurance**	32	-	2	27	-	-	-	-	-	3	-	-	62			
	CISS Cycling Road	36	-	-	2	-	-	-	-	-	-	-	-	38			
	CISS Mountain Bike	1	-	-	3	-	-	-	-	-	-	-	-	4			
	INAS Cycling Track Endurance	-	-	-	1	-	-	-	-	-	-	-	-	1			
Equestrian	Para-Equestrian**	21	-	-	9	-	-	-	-	-	-	-	-	30	0	0%	
Fencing	Wheelchair Fencing	63	-	1	32	-	-	-	-	-	-	-	-	95	1	1%	
Field Hockey	Para-Field Hockey	-	-	-	2	-	-	-	-	-	1	-	-	3	0	0%	
Football	CISS Football	60	-	1	23	-	-	-	-	-	-	-	-	83	85	1	1%
	INAS Futsal	-	-	-	1	-	-	-	-	-	-	-	-	1			
	INAS Football	1	-	-	-	-	-	-	-	-	-	-	-	1			
Football 5-a-Side	Para-Football 5-a-side	34	-	4	17	-	-	-	-	-	-	-	-	51	4	8%	
Football 7-a-Side	Para-Football 7-a-side	6	-	-	17	-	-	-	-	-	-	-	-	23	0	0%	
Goalball	Goalball	76	-	2	47	-	2	-	-	-	-	-	-	123	4	3%	
Handball	CISS Handball	24	-	1	29	-	-	-	-	-	2	-	-	55	64	1	2%
	Para-Handball**	9	-	-	-	-	-	-	-	-	-	-	-	9			
Ice Hockey	CISS Ice Hockey	9	-	-	-	-	-	-	-	-	-	-	-	9	0	0%	
Judo	Para-Judo	71	-	4	29	1	-	-	-	-	2	-	-	102	117	4	3%
	CISS Judo	12	-	-	2	-	-	-	-	-	-	-	-	14			
	INAS Judo	-	-	-	1	-	-	-	-	-	-	-	-	1			
Karate	CISS Karate	13	-	-	3	-	-	-	-	-	-	-	-	16	0	0%	
Luge	Para-Luge	-	-	-	1	-	-	-	-	-	-	-	-	1	0	0%	
Orienteering	CISS Orienteering	8	-	-	2	-	-	-	-	-	-	-	-	10	0	0%	
Para-Athletics (IWAS)	Throws	4	-	1	-	-	-	-	-	-	-	-	-	4	9	1	11%
	Sprint 400m or less	4	-	-	-	-	-	-	-	-	-	-	-	4			
	IPC Throws (R)	1	-	-	-	-	-	-	-	-	-	-	-	1			
Para-Bowls	Para-Bowls	-	-	-	17	-	-	-	-	-	-	-	-	17	0	0%	
Para-Swimming (IWAS)	Sprint 100m or less	1	-	-	-	-	-	-	-	-	-	-	-	1	2	0	0.0%
	Middle Distance 200-400m	1	-	-	-	-	-	-	-	-	-	-	-	1			
Powerlifting	IBSA Powerlifting	4	-	1	1	-	-	-	-	-	-	-	-	5	1	20.0%	
Rowing	Para-Rowing**	28	-	1	57	-	-	-	-	-	3	-	-	88	1	1.1%	
Other Rugby	Wheelchair Rugby	54	-	4	46	-	-	1	-	-	-	-	-	101	4	4%	
Sailing	Para-Sailing	-	-	-	4	-	-	-	-	-	-	-	-	4	0	0%	
Shooting	CISS Shooting	6	-	-	7	-	-	-	-	-	-	-	-	13	0	0%	
Sitting Volleyball	Sitting Volleyball	77	-	2	115	-	1	-	-	-	2	-	-	194	3	2%	

**Table 5: Total Samples Analyzed in Sports for Athletes with an Impairment (Urine and Blood) - continued**

Sports	Disciplines	Urine						Blood						Sub Total	Total Samples	Total AAFs	% AAF
		IC			OOC			IC			OOC						
		Samples	ATF	AAF	Samples	ATF	AAF	Samples	ATF	AAF	Samples	ATF	AAF				
Skiing	CISS Alpine Skiing	6	-	-	4	-	-	-	-	-	1	-	-	11	16	0	0%
	CISS Snowboard	4	-	-	-	-	-	-	-	-	-	-	-	4			
	CISS Cross Country Skiing	-	-	-	1	-	-	-	-	-	-	-	-	1			
Sport Climbing	Para-Climbing	27	-	-	-	-	-	-	-	-	-	-	-	27	27	0	0%
Table Tennis	Para-Table Tennis**	62	-	1	78	-	-	1	-	-	-	-	-	141	177	1	0.6%
	CISS Table Tennis	6	-	-	19	-	-	-	-	-	-	-	-	25			
	INAS Table Tennis	6	-	-	5	-	-	-	-	-	-	-	-	11			
Taekwondo	Para-Taekwondo-Kyorugi**	61	-	2	54	-	-	-	-	-	-	-	-	115	154	2	1%
	CISS Taekwondo	28	-	-	3	-	-	-	-	-	-	-	-	31			
	Para-Taekwondo Poomsae**	3	-	-	3	-	-	-	-	-	-	-	-	6			
	Para-Taekwondo**	-	-	-	2	-	-	-	-	-	-	-	-	2			
Tennis	Wheelchair Tennis**	84	-	2	120	-	-	-	-	-	80	-	-	284	309	2	0.6%
	CISS Tennis	8	-	-	12	-	-	1	-	-	-	-	-	21			
	INAS Tennis	3	-	-	-	-	-	-	-	-	-	-	-	3			
	Para-Football Tennis	-	-	-	1	-	-	-	-	-	-	-	-	1			
Triathlon	Para-Triathlon**	94	-	2	54	-	1	2	-	-	8	-	-	158	158	3	1.9%
Volleyball	CISS Volleyball	26	-	-	4	-	-	-	-	-	-	-	-	30	43	0	0.0%
	CISS Beach Volleyball	12	-	-	-	-	-	-	-	-	-	-	-	12			
	Sitting Volleyball (R)	-	-	-	1	-	-	-	-	-	-	-	-	1			
Waterskiing	Disabled	8	-	-	-	-	-	-	-	-	-	-	-	8	8	0	0.0%
Wrestling	CISS Wrestling Freestyle	11	-	-	1	-	-	-	-	-	-	-	-	12	21	0	0%
	CISS Greco-Roman Wrestling	5	-	-	4	-	-	-	-	-	-	-	-	9			
<b>Totals</b>		<b>2098</b>	<b>0</b>	<b>59</b>	<b>1,713</b>	<b>2</b>	<b>15</b>	<b>12</b>	<b>0</b>	<b>0</b>	<b>164</b>	<b>0</b>	<b>0</b>	<b>3,987</b>	<b>74</b>	<b>1.9%</b>	

\*\* Sports and disciplines under the governance of the respective ASOIF and AIOFW IFs.



**Table 6: Total Samples Analyzed in IPC Sport/Disciplines (Urine and Blood)**

Sports	Disciplines	Urine						Blood						Sub Total	Total per Sport	Total AAFs	% AAF
		IC			OOC			IC			OOC						
		Samples	ATF	AAF	Samples	ATF	AAF	Samples	ATF	AAF	Samples	ATF	AAF				
Aquatics	IPC Swimming (R)	-	-	-	1	-	-	-	-	-	-	-	-	1	3	0	0.0%
	IPC Swimming Sprint 100m or less (R)	-	-	-	1	-	-	-	-	-	-	-	-	1			
	IPC Swimming Middle Distance 200-400m (R)	1	-	-	-	-	-	-	-	-	-	-	-	1			
Para-Swimming	Sprint 100m or less	195	-	4	206	-	-	3	-	-	15	-	-	419	738	9	1%
	Middle Distance 200-400m	101	-	3	110	-	2	9	-	-	10	-	-	230			
	Para-Swimming	19	-	-	57	-	-	9	-	-	-	-	-	85			
	Long Distance 800m and greater	-	-	-	3	-	-	-	-	-	1	-	-	4			
Athletics	IPC Long Distance 3000m+ (R)	-	-	-	6	-	-	-	-	-	-	-	-	6	9	0	0%
	IPC Middle Distance 800-1500m (R)	-	-	-	2	-	-	-	-	-	-	-	-	2			
Para-Athletics	IPC Jumps (R)	-	-	-	1	-	-	-	-	-	-	-	-	1	1627	20	1%
	Sprint 400m or less	271	-	3	210	-	3	-	-	-	38	-	-	519			
	Throws	216	-	5	163	-	-	8	-	-	52	-	-	439			
	Middle Distance 800-1500m	98	-	4	85	-	-	1	-	-	17	-	-	201			
	Jumps	75	-	1	59	-	-	1	-	-	17	-	-	152			
	Long Distance 3000m and greater	71	-	1	69	-	1	-	-	-	6	-	-	146			
	Para-Athletics	9	-	1	89	-	1	-	-	-	-	-	-	98			
	Combined Events	17	-	-	54	-	-	-	-	-	-	-	-	71			
Biathlon	Long Distance 3000m or greater	1	-	-	-	-	-	-	-	-	-	-	-	1	72	72	1
	Para-Biathlon	46	-	1	25	-	-	-	-	-	1	-	-	72			
Para-DanceSport	Para-DanceSport	7	-	1	-	-	-	-	-	-	-	-	-	7	7	1	14%
Para-Ice Hockey	Para-Ice Hockey	71	-	1	85	-	2	-	-	-	10	-	-	166	166	3	2%
Para-Powerlifting	Para-Powerlifting	381	1	15	254	-	6	9	-	-	63	-	-	707	707	21	3%
Powerlifting	IPC Powerlifting (R)	4	-	-	9	-	-	-	-	-	3	-	-	16	16	0	0%
Skiing	IPC Alpine (R)	-	-	-	4	-	-	-	-	-	1	-	-	5	7	0	0%
	Para-Alpine Skiing	-	-	-	2	-	-	-	-	-	-	-	-	2			
Para-Alpine Skiing	Para-Alpine Skiing	78	-	2	164	-	2	-	-	-	4	-	-	246	246	4	2%
Para-Cross Country Skiing	Middle/Long Distance	45	-	-	240	-	-	-	-	-	70	-	-	355	474	1	0%
	Sprint/Short Distance	16	-	1	55	-	-	-	-	-	45	-	-	116			
	Para-Cross Country Skiing	-	-	-	2	-	-	-	-	-	1	-	-	3			
Para-Snowboard	Para-Snowboard	36	-	2	59	-	-	-	-	-	-	-	-	95	95	2	2%
Shooting Para Sport	Shooting Para Sport	45	-	2	8	-	-	-	-	-	-	-	-	53	53	2	4%
<b>Totals</b>		<b>1,803</b>	<b>1</b>	<b>47</b>	<b>2,023</b>	<b>-</b>	<b>17</b>	<b>40</b>	<b>-</b>	<b>-</b>	<b>354</b>	<b>-</b>	<b>-</b>	<b>4,220</b>	<b>64</b>	<b>1.52%</b>	

**2017 Anti-Doping Testing Figures**  
*Samples Analyzed and Reported by Accredited Laboratories in ADAMS*

**Table 7: Total Samples Analyzed in Sport/Disciplines from Code Signatories (Urine and Blood)**

Sports	Disciplines	Urine						Blood						Sub Total	Total Samples	Total AAFs	% AAF
		IC Samples	ATF	AAF	OOB Samples	ATF	AAF	IC Samples	ATF	AAF	OOB Samples	ATF	AAF				
Arm Wrestling	-	155	-	15	35	-	4	-	-	-	1	-	-	-	191	19	9.9%
Bowls	-	32	-	1	-	-	-	-	-	-	-	-	-	-	32	1	3.1%
Electronic Sports	e-sports	4	-	-	19	-	-	-	-	-	-	-	-	-	23	0	0%
Karate	Shinkyokushin WKO	54	-	1	-	-	-	-	-	-	-	-	-	54	1	1.9%	
Kettlebell Lifting	-	51	-	2	4	-	-	-	-	-	-	-	-	55	2	3.6%	
Kurash	-	35	1	1	26	-	-	3	-	-	-	-	-	64	1	1.6%	
Rugby League	-	438	-	9	977	-	6	11	-	-	145	-	-	-	1,571	15	1.0%
Taekwondo	ITF Taekwondo	147	1	2	71	-	-	3	-	-	2	-	-	223	235	2	0.9%
	Sparring	12	-	-	-	-	-	-	-	-	-	-	-	12			
Triathlon	Ironman	385	1	3	498	1	5	1	-	-	138	-	-	1,022	8	0.8%	
<b>Totals</b>		<b>1,313</b>	<b>3</b>	<b>34</b>	<b>1,630</b>	<b>1</b>	<b>15</b>	<b>18</b>	<b>-</b>	<b>-</b>	<b>286</b>	<b>-</b>	<b>-</b>	<b>3,247</b>	<b>49</b>	<b>1.51%</b>	

**2017 Anti-Doping Testing Figures**  
**Samples Analyzed and Reported by Accredited Laboratories in ADAMS**

**Table 8: Total Samples Analyzed in Other Sport/Disciplines (Urine and Blood)**

Sports	Disciplines	Urine						Blood						Sub Total	Total Samples	Total AAFs	% AAF				
		Samples	IC ATF	AAF	Samples	IC ATF	AAF	Samples	IC ATF	AAF	Samples	IC ATF	AAF								
<b>American Football</b>	University	97	-	13	277	-	2	18	-	-	32	-	-	424	<b>424</b>	<b>15</b>	3.5%				
	University Swimming Middle Distance 200-400m	75	-	-	10	-	-	3	-	-	-	-	-	88							
<b>Aquatics</b>	University Swimming Sprint 100m or less	47	-	3	12	-	-	1	-	-	1	-	-	61	<b>383</b>	<b>7</b>	1.8%				
	Military Swimming Sprint 100m or less	54	-	2	3	-	-	-	-	-	-	-	-	57							
	Military Swimming Middle Distance 200-400m	40	-	2	3	-	-	-	-	-	-	-	-	43							
	University Open Water	28	-	-	3	-	-	-	-	-	-	-	-	31							
	University Diving	28	-	-	-	-	-	1	-	-	-	-	-	29							
	Free Diving	23	-	-	1	-	-	-	-	-	-	-	-	24							
	University Swimming Long Distance 800m or greater	16	-	-	1	-	-	-	-	-	-	-	-	17							
	University Water Polo	15	-	-	1	-	-	-	-	-	-	-	-	16							
	University Swimming	8	-	-	-	-	-	-	-	-	-	-	-	8							
	Military Swimming Long Distance 800m or greater	5	-	-	-	-	-	-	-	-	-	-	-	5							
	University Synchronised Swimming	2	-	-	-	-	-	-	-	-	-	-	-	2							
	Swimming Sprint 100m or less	2	-	-	-	-	-	-	-	-	-	-	-	2							
	<b>Archery</b>	University	21	-	-	2	-	-	1	-	-	-	-	-				24	<b>24</b>	<b>0</b>	0%
		University Long Distance 3000m or greater	70	-	-	21	-	-	-	-	-	3	-	-				94			
University Sprint 400m or less		68	-	-	17	-	-	2	-	-	-	-	-	87							
University Jumps		23	-	1	7	-	-	-	-	-	-	-	-	30							
WMA Masters Athletics		30	-	-	-	-	-	-	-	-	-	-	-	30							
University Throws		24	-	-	4	-	-	1	-	-	-	-	-	29							
University Middle Distance 800-1500m		19	-	-	8	-	-	-	-	-	-	-	-	27							
Military Long Distance 3000m or greater		10	-	-	8	-	-	-	-	-	-	-	-	18							
University Combined Events		11	-	-	4	-	-	-	-	-	-	-	-	15							
College Cross Country		5	-	-	9	-	-	-	-	-	-	-	-	14							
Military Middle Distance 800-1500m		4	-	-	6	-	-	1	-	-	-	-	-	11							
Long Distance 3000m or greater		11	-	-	-	-	-	-	-	-	-	-	-	11							
Military Sprint 400m or less		7	-	-	3	-	-	1	-	-	-	-	-	11							
University		8	-	-	-	-	-	-	-	-	-	-	-	8							
Military Cross-Country		6	-	-	-	-	-	-	-	-	-	-	-	6							
Military Athletics		4	-	-	-	-	-	-	-	-	-	-	-	4							
Military Throws		2	-	-	1	-	-	-	-	-	1	-	-	4							
University Track & Field (R)		-	-	-	2	-	-	-	-	-	-	-	-	2							
Ultra Running	2	-	-	-	-	-	-	-	-	-	-	-	2								
Military Jumps	1	-	-	-	-	-	-	-	-	-	-	-	1								
<b>Australian Rules Football</b>	Australian Rules Football	134	-	1	265	-	-	-	-	-	2	-	-	401	<b>401</b>	<b>1</b>	0.2%				
	University	17	-	-	4	-	-	-	-	-	-	-	-	21							
<b>Badminton</b>	University	17	-	-	4	-	-	-	-	-	-	-	-	21	<b>23</b>	<b>0</b>	0%				
	College	2	-	-	-	-	-	-	-	-	-	-	-	2							

**Table 8: Total Samples Analyzed in Other Sport/Disciplines (Urine and Blood) - continued**

Sports	Disciplines	Urine						Blood						Sub Total	Total Samples	Total AAFs	% AAF
		IC Samples	ATF	AAF	OOC Samples	ATF	AAF	IC Samples	ATF	AAF	OOC Samples	ATF	AAF				
Baseball	Professional Baseball	652	-	11	142	-	2	44	-	-	-	-	-	838	893	14	1.6%
	University	5	-	-	25	-	1	-	-	-	-	-	30				
	Rubber Baseball	18	-	-	7	-	-	-	-	-	-	-	25				
Basketball	Professional Basketball	76	-	-	33	-	1	15	-	-	-	-	124	173	2	1.2%	
	University	25	-	1	8	-	-	1	-	-	-	-	34				
	College	6	-	-	9	-	-	-	-	-	-	-	15				
Basque Sports	Aizkora-korrika	14	-	-	-	-	-	-	-	-	-	-	14	29	0	0%	
	Aizkolaritza	7	-	-	-	-	-	-	-	-	-	-	7				
	Harri jasotzea	5	-	-	-	-	-	-	-	-	-	-	5				
	Sega	1	-	-	-	-	-	-	-	-	-	-	1				
	Txinga-eroatea	1	-	-	-	-	-	-	-	-	-	-	1				
	Basque Sports	1	-	-	-	-	-	-	-	-	-	-	1				
Biathlon	University	38	-	-	41	-	-	4	-	-	5	-	88	101	0	0%	
	Military Biathlon	9	-	-	-	-	-	4	-	-	-	-	13				
Billiards Sports	Professional Snooker	1	-	-	-	-	-	-	-	-	-	-	-	1	0	0%	
Bodybuilding	INBA Natural Bodybuilding	99	-	9	27	-	-	3	-	-	6	-	135	386	43	11.1%	
	Physique Sports	78	-	16	47	-	2	1	-	-	-	-	126				
	WNBF Natural Bodybuilding	79	-	10	15	-	-	-	-	-	-	-	94				
	CrossFit	22	-	4	-	-	-	-	-	-	-	-	22				
	FISAF Fitness	6	-	2	2	-	-	-	-	-	-	-	8				
	UIBBN Natural Bodybuilding	1	-	-	-	-	-	-	-	-	-	-	1				
Boxing	Professional Boxing	134	1	6	68	-	1	5	-	-	19	-	226	399	25	6.3%	
	Boxing	98	-	6	2	-	-	-	-	-	-	-	100				
	WBC Professional Boxing	23	-	2	-	-	-	-	-	-	-	-	23				
	WBA Professional Boxing	20	-	4	-	-	-	-	-	-	-	-	20				
	WBO Professional Boxing	12	-	3	-	-	-	-	-	-	-	-	12				
	WBF Professional Boxing	8	-	3	-	-	-	-	-	-	-	-	8				
	IBO Professional Boxing	4	-	-	-	-	-	-	-	-	-	-	4				
	University	4	-	-	-	-	-	-	-	-	-	-	4				
Military Boxing	2	-	-	-	-	-	-	-	-	-	-	2					
Broomball	-	6	-	2	-	-	-	-	-	-	-	-	6	2	33.3%		
Budo	-	2	-	-	11	-	-	-	-	-	-	-	13	0	0%		
Canoe/Kayak	University Long Distance 1000m	9	-	-	1	-	-	-	-	-	-	-	10	13	0	0%	
	University Middle Distance 500m	-	-	-	2	-	-	-	-	-	-	-	2				
	University Canoe Slalom	-	-	-	1	-	-	-	-	-	-	-	1				
Chanbara	-	-	-	7	-	-	-	-	-	-	-	-	7	0	0%		
Cheerleading	-	8	-	-	4	-	-	-	-	-	-	-	12	0	0%		
Chin-up	Weighted Chin-Up	3	-	-	2	-	-	-	-	-	2	-	7	12	0	0%	
	Chin-Up Repetitions	3	-	-	1	-	-	-	-	-	1	-	5				

**Table 8: Total Samples Analyzed in Other Sport/Disciplines (Urine and Blood) - continued**

Sports	Disciplines	Urine						Blood						Sub Total	Total Samples	Total AAFs	% AAF
		IC			OOC			IC			OOC						
		Samples	ATF	AAF	Samples	ATF	AAF	Samples	ATF	AAF	Samples	ATF	AAF				
Clay Target Shooting	-	7	-	-	7	-	-	-	-	-	-	-	-	-	14	0	0%
Company Sports	-	-	-	-	4	1	-	-	-	-	-	-	-	-	4	0	0%
Course Camarguaise	-	4	-	-	-	-	-	-	-	-	-	-	-	-	4	0	0%
Cross training/Military cross	-	6	-	-	-	-	-	1	-	-	-	-	-	-	7	0	0%
Crossbow	-	2	-	-	-	-	-	-	-	-	-	-	-	-	2	0	0%
Curling	University	5	-	-	2	-	-	-	-	-	-	-	-	-	7	0	0%
	University Track Endurance	5	-	-	-	-	-	2	-	-	-	-	-	-	7		
	Military Track Endurance	1	-	-	3	-	-	-	-	-	-	-	-	-	4		
	University Mountain Bike	1	-	1	1	-	-	-	-	-	1	-	-	3			
	Military Mountain Bike	1	-	-	1	-	-	-	-	-	1	-	-	3			
	University BMX	1	-	-	-	-	-	-	-	-	-	-	-	1	21	1	4.8%
	University Track Sprint	1	-	-	-	-	-	-	-	-	-	-	-	1			
	Military Road	1	-	-	-	-	-	-	-	-	-	-	-	1			
	Military Track Sprint	1	-	-	-	-	-	-	-	-	-	-	-	1			
Extreme Sports	Extreme Sports	4	-	-	11	-	-	-	-	-	-	-	-	-	15	0	0%
	University Foil	10	-	-	6	-	-	-	-	-	-	-	-	16			
	University Epee	8	-	-	6	-	-	-	-	-	-	-	-	14	48	0	0%
	University Sabre	7	-	-	4	-	-	-	-	-	-	-	-	11			
	Military Fencing	7	-	-	-	-	-	-	-	-	-	-	-	7			
Field Hockey	Ball Hockey (R)	4	-	-	-	-	-	-	-	-	-	-	-	4	6	0	0%
	University	2	-	-	-	-	-	-	-	-	-	-	-	2			
Firefighting and Rescuing	Firefighting and Rescuing	12	-	-	-	-	-	-	-	-	-	-	-	-	12	0	0%
	University	43	-	1	9	-	-	4	-	-	-	-	-	56			
	College	12	-	1	9	-	-	-	-	-	-	-	-	21	90	2	2.2%
	Military Football	8	-	-	-	-	-	-	-	-	-	-	-	8			
	University Futsal	5	-	-	-	-	-	-	-	-	-	-	-	5			
French Boxing	French Boxing	-	-	-	2	-	-	-	-	-	-	-	-	-	2	0	0%
	Football	20	-	-	55	-	-	-	-	-	16	-	-	91			
	Hurling	17	-	-	23	-	-	-	-	-	3	-	-	43	142	0	0%
	Ladies Gaelic Football	4	-	-	-	-	-	-	-	-	-	-	-	4			
	Camogie	4	-	-	-	-	-	-	-	-	-	-	-	4			
	Professional Golf	105	1	1	25	-	-	-	-	-	-	-	-	130			
	University	4	-	-	4	-	-	-	-	-	-	-	-	8	143	1	0.7%
	Military Golf	3	-	-	-	-	-	-	-	-	-	-	-	3			
	College	2	-	-	-	-	-	-	-	-	-	-	-	2			
	University Artistic	37	-	1	-	-	-	5	-	-	-	-	-	42	66	2	3.0%
	University Rhythmic	16	-	-	8	-	1	-	-	-	-	-	-	24			

**Table 8: Total Samples Analyzed in Other Sport/Disciplines (Urine and Blood) - continued**

Sports	Disciplines	Urine						Blood						Sub Total	Total Samples	Total AAFs	% AAF
		IC Samples	ATF	AAF	OOB Samples	ATF	AAF	IC Samples	ATF	AAF	OOB Samples	ATF	AAF				
Heavy Athletics	-	11	-	1	2	-	-	-	-	-	-	-	-	-	13	1	7.7%
Heavy Events	Strongest man	11	-	-	8	-	-	2	-	-	4	-	-	25	45	0	0%
	Strongest Women	4	-	-	3	-	-	-	-	-	1	-	-	8			
	Gripevents	5	-	-	-	-	-	1	-	-	-	-	-	6			
	Pole dance	3	-	-	3	-	-	-	-	-	-	-	-	6			
Highland Games	-	10	-	-	-	-	-	-	-	-	-	-	-	10	0	0%	
Horse Racing	-	285	-	9	-	-	-	-	-	-	-	-	-	285	9	3.2%	
Ice Hockey	University	45	-	2	32	-	-	-	-	-	-	-	-	77	98	2	2.0%
	National Icehockey League	20	-	-	1	-	-	-	-	-	-	-	-	21			
Jet-Ski	-	9	-	3	-	-	-	-	-	-	-	-	-	9	3	33.3%	
Jiu-Jitsu	-	23	-	1	25	-	-	-	-	-	1	-	-	49	1	2.0%	
Judo	University	42	-	-	4	-	-	1	-	-	-	-	-	47	49	0	0%
	Judo	2	-	-	-	-	-	-	-	-	-	-	-	2			
Ju-Jitsu	-	1	-	1	-	-	-	-	-	-	-	-	-	1	1	100%	
Kabaddi	-	95	-	1	61	-	-	-	-	-	-	-	-	156	1	0.6%	
Karate	Kyokushin	29	-	-	1	-	-	-	-	-	-	-	-	30	0	0%	
Kempo	-	30	-	2	3	-	-	-	-	-	-	-	-	33	2	6.1%	
Kickboxing	IKF-Kickboxing	25	-	1	-	-	-	-	-	-	-	-	-	25	1	4.0%	
Kudo	-	2	-	-	-	-	-	-	-	-	-	-	-	2	0	0%	
Kung Fu	-	15	-	3	4	-	-	-	-	-	-	-	-	19	3	15.8%	
Longue Paume	-	6	-	3	-	-	-	-	-	-	-	-	-	6	3	50.0%	
Military Sport Pentathlon	Military Pentathlon	11	-	-	-	-	-	-	-	-	-	-	-	11	18	0	0%
	Military Modern Pentathlon	7	-	-	-	-	-	-	-	-	-	-	-	7			
Mixed Martial Arts	-	451	-	35	2178	1	35	24	-	-	38	-	-	2691	70	2.6%	
Multifunctional Training	-	9	-	1	-	-	-	-	-	-	-	-	-	9	1	11.1%	
Orienteering	Military Ski Orienteering	6	-	-	-	-	-	-	-	-	-	-	-	6	0	0%	
Padel	-	19	-	1	-	-	-	-	-	-	-	-	-	19	1	5.3%	
Pencak Silat	-	34	1	1	59	-	1	-	-	-	-	-	-	93	2	2.2%	
Pole sports	-	9	-	-	-	-	-	-	-	-	-	-	-	9	0	0%	
Power Press	-	21	-	1	27	-	-	9	-	-	11	-	-	68	1	1.5%	
Powerboating	Kyotei	100	-	-	-	-	-	-	-	-	-	-	-	100	0	0%	
	WDFPF Powerlifting	59	-	10	11	-	2	-	-	-	-	-	-	70	75	13	17.3%
Powerlifting	INBA Natural Bodybuilding	4	-	-	-	-	-	-	-	-	-	-	-	4			
	WPA Powerlifting	1	-	1	-	-	-	-	-	-	-	-	-	1			
Rafting	-	16	-	-	-	-	-	-	-	-	-	-	-	16	0	0%	
Ringette	-	8	-	-	8	-	-	-	-	-	-	-	-	16	0	0%	
Roller Sports	University Inline Speed Skating Distance greater than 1000m	18	-	-	-	-	-	-	-	-	-	-	-	18	35	0	0%
	University Inline Speed Skating Sprint 1000m or less	17	-	-	-	-	-	-	-	-	-	-	-	17			

**Table 8: Total Samples Analyzed in Other Sport/Disciplines (Urine and Blood) - continued**

Sports	Disciplines	Urine						Blood						Sub Total	Total Samples	Total AAFs	% AAF	
		IC Samples	ATF	AAF	OOC Samples	ATF	AAF	IC Samples	ATF	AAF	OOC Samples	ATF	AAF					
<b>Rope Skipping</b>	-	4	-	-	-	-	-	-	-	-	-	-	-	-	-	4	0	0%
<b>Rowing</b>	University	5	-	-	-	-	-	-	-	-	-	-	-	-	-	5	0	0%
<b>Rugby</b>	University Sevens	12	-	-	14	-	-	-	-	-	-	-	-	-	26	33	0	0%
	University	4	-	-	-	-	-	-	-	-	-	-	-	4				
	Rugby League (R)	1	-	-	2	-	-	-	-	-	-	-	-	3				
<b>Sambo</b>	University	1	-	-	-	-	-	-	-	-	-	-	-	-	1	0	0%	
<b>School Sports</b>	Beach Volleyball	16	-	-	-	-	-	-	-	-	-	-	-	-	16	64	1	1.6%
	Athletics Sprint 400m or less	12	-	1	-	-	-	-	-	-	-	-	-	-	12			
	Athletics Throws	10	-	-	-	-	-	-	-	-	-	-	-	-	10			
	Athletics Long distance 3000m or greater	7	-	-	-	-	-	-	-	-	-	-	-	-	7			
	Athletics Middle Distance 800-1500m	6	-	-	-	-	-	-	-	-	-	-	-	-	6			
	Athletics Combined Events	5	-	-	-	-	-	-	-	-	-	-	-	-	5			
	Athletics Jumps	2	-	-	1	-	-	-	-	-	-	-	-	-	3			
	Swimming Sprint 100m or less	1	-	-	1	-	-	-	-	-	-	-	-	-	2			
	Table Tennis	1	-	-	-	-	-	-	-	-	-	-	-	-	1			
	Swimming Middle Distance 200-400m	1	-	-	-	-	-	-	-	-	-	-	-	-	1			
	Skiing Cross Country	-	-	-	1	-	-	-	-	-	-	-	-	-	1			
<b>Shooting</b>	Ball-Trap	21	-	-	1	-	-	-	-	-	-	-	-	-	22	30	0	0%
	Shooting	5	-	-	-	-	-	-	-	-	-	-	-	-	5			
	Military Shooting	2	-	-	-	-	-	-	-	-	-	-	-	-	2			
	University	1	-	-	-	-	-	-	-	-	-	-	-	-	1			
<b>Skating</b>	University Short Track	49	-	-	-	-	-	-	-	-	-	-	-	-	49	85	0	0%
	Military Speed Skating 1500m or less	3	-	-	8	-	-	2	-	-	1	-	-	-	14			
	Military Speed Skating greater than 1500m	2	-	-	5	-	-	-	-	-	1	-	-	-	8			
	University Figure Skating	7	-	-	1	-	-	-	-	-	-	-	-	-	8			
	Military Short Track Skating	4	-	-	-	-	-	2	-	-	-	-	-	-	6			
<b>Ski Mountaineering</b>	Military Ski Mountaineering	4	-	-	-	-	-	-	-	-	-	-	-	-	4	0	0%	
<b>Skibob</b>	-	4	-	-	-	-	-	-	-	-	-	-	-	-	4	0	0%	
<b>Skiing</b>	University Cross Country	28	-	-	-	-	-	1	-	-	-	-	-	-	29	129	0	0%
	University Snowboard	22	-	-	-	-	-	-	-	-	-	-	-	-	22			
	University Alpine Skiing	19	-	-	-	-	-	-	-	-	-	-	-	-	19			
	University Freestyle Skiing	18	-	-	-	-	-	-	-	-	-	-	-	-	18			
	Military Cross-Country	11	-	-	-	-	-	4	-	-	-	-	-	-	15			
	University Ski Jumping	13	-	-	-	-	-	-	-	-	-	-	-	-	13			
	University Nordic Combined	8	-	-	-	-	-	-	-	-	-	-	-	-	8			
	Military Alpine	4	-	-	-	-	-	-	-	-	-	-	-	-	4			
	Military Freestyle	-	-	-	1	-	-	-	-	-	-	-	-	-	1			
<b>Skyrunning (R)</b>	-	12	-	-	1	-	-	-	-	-	-	-	-	-	13	0	0%	
<b>Snowmobile</b>	-	3	-	-	-	-	-	-	-	-	-	-	-	-	3	0	0%	

**Table 8: Total Samples Analyzed in Other Sport/Disciplines (Urine and Blood) - continued**

Sports	Disciplines	Urine						Blood						Sub Total	Total Samples	Total AAFs	% AAF
		IC Samples	ATF	AAF	IC Samples	ATF	AAF	IC Samples	ATF	AAF	IC Samples	ATF	AAF				
Speedball	-	7	-	-	3	-	-	-	-	-	-	-	-	-	10	0	0%
Speleology	-	2	-	-	-	-	-	-	-	-	-	-	-	-	2	0	0%
Sport Climbing	Military Sport Climbing	5	-	-	1	-	-	-	-	-	-	-	-	-	6	0	0%
Squash	University	1	-	-	-	-	-	-	-	-	-	-	-	-	1	0	0%
Street and Ball Hockey	-	12	-	-	-	-	-	-	-	-	-	-	-	-	12	0	0%
Strongman	-	11	-	1	1	-	-	-	-	-	-	-	-	-	12	1	8%
Table Tennis	University	14	-	-	9	-	1	-	-	-	-	-	-	-	23	1	4%
Taekwondo	University Sparring	37	-	-	13	-	1	-	-	-	-	-	-	50	65	1	1.5%
	University Poomsae	10	-	-	-	-	-	-	-	-	-	-	-	10			
	University	4	-	-	-	-	-	-	-	-	-	-	-	4			
	Military Taekwondo Sparring	1	-	-	-	-	-	-	-	-	-	-	-	1			
Tchoukball	-	2	-	-	-	-	-	-	-	-	-	-	-	2	0	0%	
Tennis	University	12	-	-	-	-	-	-	-	-	-	-	-	12	15	0	0%
	Football Tennis	-	-	-	3	-	-	-	-	-	-	-	-	3			
Touch Football	-	1	-	-	-	-	-	-	-	-	-	-	-	-	1	0	0%
Traditional Archery	-	18	-	1	-	-	-	-	-	-	-	-	-	-	18	1	5.6%
Traditional Karate	-	19	-	-	27	-	-	1	-	-	4	-	-	-	51	0	0%
Traditional Martial Arts	-	9	-	-	-	-	-	-	-	-	-	-	-	-	9	0	0%
Triathlon	Military Triathlon	7	-	-	-	-	-	-	-	-	-	-	-	7	13	0	0%
	University	4	-	-	1	-	-	1	-	-	-	-	-	6			
Ultimate Fighting	-	10	-	1	11	-	-	-	-	-	3	-	-	-	24	1	4.2%
Ultra Triathlon	Ultra Triathlon	8	-	-	-	-	-	-	-	-	-	-	-	8	15	0	0%
	Triathlon	7	-	-	-	-	-	-	-	-	-	-	-	7			
Underwater Sports	Free Diving	1	-	-	-	-	-	-	-	-	-	-	-	-	1	0	0%
VA'A	Outrigger (Sprint)	16	-	2	-	-	-	-	-	-	-	-	-	-	16	2	12.5%
Volleyball	Professional Volleyball	25	-	-	26	-	-	8	-	-	-	-	-	59	111	2	1.8%
	University Volleyball	21	-	1	2	-	-	1	-	-	-	-	-	24			
	College	9	-	-	3	-	-	-	-	-	-	-	-	12			
	Military Beach Volleyball	10	-	-	-	-	-	-	-	-	-	-	-	10			
	Military Volleyball	6	-	1	-	-	-	-	-	-	-	-	-	6			
Waterskiing	University Racing Water Ski	4	-	-	-	-	-	-	-	-	-	-	-	4	0	0%	
Weightlifting	University	77	-	-	15	-	-	3	-	-	-	-	-	95	0	0%	
Woodball	-	8	-	-	-	-	-	-	-	-	-	-	-	8	0	0%	
Wrestling	Swiss Wrestling	-	-	-	18	-	-	-	-	-	-	-	-	18	44	0	0%
	Military Wrestling	12	-	-	-	-	-	-	-	-	-	-	-	12			
	University	-	-	-	8	-	-	-	-	-	-	-	-	8			
	Ssireum	6	-	-	-	-	-	-	-	-	-	-	-	6			
Wushu	University Taolu	17	-	-	4	-	-	-	-	-	-	-	-	21	36	0	0%
	University Sanda	12	-	-	3	-	-	-	-	-	-	-	-	15			
<b>Totals</b>		<b>4,985</b>	<b>3</b>	<b>191</b>	<b>3,921</b>	<b>2</b>	<b>50</b>	<b>178</b>	<b>-</b>	<b>-</b>	<b>157</b>	<b>-</b>	<b>-</b>	<b>9,241</b>	<b>241</b>	<b>2.61%</b>	



**Table 9: GC/C/IRMS Tests Conducted in ASOIF Sport/Disciplines (Urine)**

Sports	Disciplines	GC/C/IRMS								sub total	Total Samples	Total AAFs	% AAF
		IC			OOC								
		Samples	Inc*	ATF**	AAF	Samples	Inc*	ATF**	AAF				
Aquatics	Swimming Sprint 100m or less	53	-	1	4	44	-	1	-	97	271	7	2.6%
	Swimming Middle Distance 200-400m	38	-	-	-	39	-	1	-	77			
	Water Polo	25	-	-	-	16	-	-	1	41			
	Swimming Long Distance 800m or greater	12	-	-	1	8	-	-	-	20			
	Open Water	9	-	-	-	5	-	-	1	14			
	Diving	4	-	-	-	9	-	-	-	13			
	Artistic Swimming	5	-	-	-	2	-	-	-	7			
	Swimming	-	-	-	-	2	-	-	-	2			
Archery	Archery	6	1	1	-	-	-	-	-	6	11	0	0.0%
	Recurve	4	-	-	-	1	-	-	-	5			
Athletics	Long Distance 3000m or greater	132	2	1	8	102	2	2	-	234	699	16	2%
	Sprint 400m or less	70	1	1	3	75	-	-	1	145			
	Throws	44	-	-	1	48	-	-	2	92			
	Middle Distance 800-1500m	43	-	-	-	38	-	-	-	81			
	Jumps	33	-	-	-	38	-	-	-	71			
	Combined Events	11	-	-	-	10	-	-	-	21			
	Marathon	11	-	1	1	7	1	-	-	18			
	Mountain Running	10	-	-	-	-	-	-	-	10			
	Athletics	6	-	-	-	2	-	-	-	8			
	Cross Country	6	-	-	-	-	-	-	-	6			
	Race Walk	4	-	-	-	2	-	-	-	6			
	Road Running	3	-	-	-	-	-	-	-	3			
	Half Marathon	2	-	1	-	-	-	-	-	2			
	Ultra Running	1	-	-	-	-	-	-	-	1			
Marathon Track and Field	1	-	-	-	-	-	-	-	1				
Badminton	-	9	-	2	-	4	-	-	-	13	13	0	0%
Basketball	Basketball	55	-	-	-	32	-	-	-	87	91	0	0%
	3 on 3	3	-	-	-	1	-	-	-	4			
Boxing	-	41	-	-	1	71	-	-	1	112	112	2	2%
Canoe/Kayak	Sprint 200m	3	-	-	-	12	-	-	-	15	63	1	2%
	Long Distance 1000m	4	-	-	1	11	-	-	-	15			
	Canoe Slalom	6	1	-	-	5	-	-	-	11			
	Middle Distance 500m	5	-	-	-	4	-	-	-	9			
	Wildwater	2	-	-	-	3	-	-	-	5			
	Marathon	3	-	-	-	-	-	-	-	3			
	Freestyle	1	-	-	-	1	-	-	-	2			
	Canoe Polo	1	-	-	-	1	-	-	-	2			
	Canoe Kayak	1	-	-	-	-	-	-	-	1			
Cycling	Road	271	4	3	29	137	1	1	2	408	615	38	6%
	Mountain Bike	56	1	1	-	21	-	-	1	77			
	Track Sprint	35	2	-	1	13	-	-	-	48			
	Track Endurance	32	1	-	1	7	-	-	-	39			
	Cyclo-Cross	12	-	-	2	9	-	-	-	21			
	BMX	10	-	-	1	4	-	-	1	14			
	Cycling	6	-	-	-	-	-	-	-	6			
	Trials	1	-	-	-	-	-	-	-	1			
	Artistic	1	-	-	-	-	-	-	-	1			
Equestrian	Dressage	1	-	-	-	1	-	-	-	2	6	0	0%
	Eventing	2	-	-	-	-	-	-	-	2			
	Jumping	2	-	-	-	-	-	-	-	2			

**Table 9: GC/C/IRMS Tests Conducted in ASOIF Sport/Disciplines (Urine) - continued**

Sports	Disciplines	GC/C/IRMS								sub total	Total Samples	Total AAFs	% AAF
		IC				OOC							
		Samples	Inc*	ATF**	AAF	Samples	Inc*	ATF**	AAF				
Fencing	Epee	4	-	-	-	6	-	-	-	10	27	0	0%
	Foil	5	-	-	-	4	-	-	-	9			
	Sabre	5	-	-	-	3	-	-	-	8			
Field Hockey	Field Hockey	12	-	-	-	8	-	-	-	20	25	0	0%
	Indoor	5	-	-	-	-	-	-	-	5			
Football	Football	564	5	3	2	106	-	2	1	670	689	3	0.4%
	Futsal	14	-	-	-	1	-	-	-	15			
	Beach Football	3	-	-	-	1	-	-	-	4			
Golf	-	10	2	-	-	-	-	-	-	10	10	0	0%
Gymnastics	Artistic	4	-	-	-	14	-	-	-	18	23	0	0%
	Rhythmic	2	-	-	-	1	-	-	-	3			
	Acrobatic	-	-	-	-	1	-	-	-	1			
	Trampoline	1	-	-	-	-	-	-	-	1			
Handball	Indoor	46	-	-	-	22	-	-	-	68	69	0	0%
	Beach	-	-	-	-	1	-	-	-	1			
Judo	-	46	3	-	-	39	-	1	1	85	85	1	1%
Modern Pentathlon	-	10	-	1	1	7	-	-	-	17	17	1	6%
Rowing	-	26	-	-	2	43	-	-	-	69	69	2	3%
Rugby Union	Fifteens	83	1	1	3	69	1	2	2	152	179	5	3%
	Sevens	9	-	-	-	15	-	-	-	24			
	Rugby Union	2	-	-	-	1	-	-	-	3			
Sailing	-	3	-	-	-	2	-	-	-	5	5	0	0%
Shooting	Shooting	12	-	-	-	3	-	-	-	15	27	0	0%
	Shotgun	5	-	-	-	-	-	-	-	5			
	Pistol	3	-	-	-	-	-	-	-	3			
	Rifle	3	-	-	-	-	-	-	-	3			
	Target sprint	1	-	-	-	-	-	-	-	1			
Table Tennis	-	3	-	-	-	4	-	1	-	7	7	0	0%
Taekwondo	Sparring	16	-	1	1	10	-	-	-	26	36	1	3%
	Taekwondo	4	1	-	-	2	-	-	-	6			
	Poomsae	4	-	-	-	-	-	-	-	4			
Tennis	-	83	-	1	-	24	-	-	-	107	107	0	0%
Triathlon	Triathlon	46	-	1	-	27	1	1	1	73	78	2	3%
	Duathlon	2	-	-	-	-	-	-	-	2			
	Aquathlon	1	-	-	1	-	-	-	-	1			
	Long Distance	1	-	-	-	-	-	-	-	1			
	Winter Triathlon	1	-	-	-	-	-	-	-	1			
Volleyball	Volleyball	38	-	-	-	26	1	-	-	64	70	0	0%
	Beach	3	-	-	-	2	-	-	-	5			
	Hall (R)	-	-	-	-	1	-	-	-	1			
Weightlifting	-	149	1	3	10	211	2	6	7	360	360	17	5%
Wrestling	Wrestling	24	-	-	1	23	-	-	1	47	108	5	5%
	Freestyle	5	-	-	-	21	-	-	-	26			
	Greco-Roman	7	-	-	-	17	-	-	-	24			
	Women's Freestyle	2	-	-	-	3	-	-	-	5			
	Traditional Wrestling	4	-	-	1	-	-	-	-	4			
	Grappling	2	-	-	2	-	-	-	-	2			
<b>Totals</b>		<b>2,369</b>			<b>78</b>	<b>1,503</b>			<b>23</b>		<b>3,872</b>	<b>101</b>	<b>2.6%</b>

\* The GC/C/IRMS result is inconclusive due to technical limitations (insufficient sample volume, very low concentrations of TCs or ERCs, presence of interfering compounds, etc.)

\*\* The GC/C/IRMS result does not meet the positivity criteria; however is not consistent with the endogenous origin of the target compound(s) in the laboratory's opinion.

**Table 10: GC/C/IRMS Tests Conducted in ASOIF Sport/Disciplines for 19-norandrosterone (Urine)**

Sports	Disciplines	GC/C/IRMS				sub total	Total Samples	Total AAFs	% AAF
		IC Samples	IC AAF	OOB Samples	OOB AAF				
Aquatics	Swimming Middle Distance 200-400m	1	-	-	-	1	2	0	0%
	Swimming Sprint 100m or less	1	-	-	-	1			
Athletics	Long Distance 3000m or greater	7	7	-	-	7	11	9	82%
	Combined Events	-	-	1	-	1			
	Marathon	1	1	-	-	1			
	Sprint 400m or less	-	-	1	-	1			
	Throws	1	1	-	-	1			
Boxing	-	-	-	1	-	1	1	0	0%
Cycling	Road	2	1	2	1	4	6	3	50%
	Artistic	1	1	-	-	1			
	Track Endurance	1	-	-	-	1			
Football	-	10	-	-	-	10	10	0	0%
Handball	Indoor	-	-	1	-	1	1	0	0%
Judo	-	-	-	1	1	1	1	1	100%
Rowing	-	1	1	-	-	1	1	1	100%
Rugby Union	Fifteens	-	-	1	1	1	1	1	100%
Taekwondo	Sparring	-	-	1	1	1	1	1	100%
Tennis	-	6	-	-	-	6	6	0	0%
Weightlifting	-	3	2	-	-	3	3	2	67%
<b>Totals</b>		<b>35</b>	<b>14</b>	<b>9</b>	<b>4</b>	<b>44</b>	<b>18</b>	<b>41%</b>	

**Table 11: GC/C/IRMS Tests Conducted in ASOIF Sport/Disciplines for Boldenone (Urine)**

Sports	Disciplines	GC/C/IRMS				sub total	Total Samples	Total AAFs	% AAF
		IC Samples	IC AAF	OOB Samples	OOB AAF				
Aquatics	Swimming Middle Distance 200-400m	-	-	1	1	1	2	1	50%
	Swimming Sprint 100m or less	-	-	1	-	1			
Athletics	Throws	-	-	1	-	-	1	0	0%
Basketball	-	1	-	-	-	-	1	0	0%
Boxing	-	1	1	1	-	-	2	1	50%
Cycling	Road	1	1	-	-	1	2	1	50%
	Track Sprint	-	-	1	-	1			
Football	-	1	1	1	-	-	2	1	50%
Handball	Indoor	1	1	2	2	-	3	3	100%
Rowing	-	1	1	1	-	-	2	1	50%
Taekwondo	Sparring	1	-	-	-	-	1	0	0%
Weightlifting	-	4	2	1	1	-	5	3	60%
Wrestling	Freestyle	-	-	2	-	2	3	1	33%
	Traditional Wrestling	1	1	-	-	1			
<b>Totals</b>		<b>12</b>	<b>8</b>	<b>12</b>	<b>4</b>	<b>24</b>	<b>12</b>	<b>50%</b>	

Table 12: ESA Tests Conducted in ASOIF Sport/Disciplines (Urine)

Sports	Disciplines	IC		OOC		Sub Total	Total Samples	Total AAFs	% AAF
		Samples	AAF	Samples	AAF				
Aquatics	Swimming Middle Distance 200-400m	343	-	616	-	959	2652	1	0%
	Swimming Sprint 100m or less	276	-	466	-	742			
	Swimming Long Distance 800m or greater	125	-	231	-	356			
	Open Water	95	-	228	-	323			
	Water Polo	66	-	124	-	190			
	Artistic Swimming	10	-	41	-	51			
	Swimming	8	-	10	-	25			
	Diving	-	-	7	1	18			
	Aquatics	-	-	6	-	6			
Archery	Archery	2	-	3	-	5	14	0	0%
	Recurve	5	-	-	-	5			
	Compound	4	-	-	-	4			
Athletics	Long Distance 3000m or greater	2856	11	2318	10	5176	9197	33	0.4%
	Middle Distance 800-1500m	436	1	636	4	1072			
	Sprint 400m or less	311	-	516	4	827			
	Marathon	252	3	141	-	393			
	Jumps	81	-	234	-	315			
	Combined Events	172	-	143	-	314			
	Throws	128	-	171	-	298			
	Race Walk	123	-	170	-	293			
	Cross Country	127	-	31	-	162			
	Mountain Running	63	-	29	-	92			
	Athletics	66	-	23	-	89			
	Road Running	59	-	7	-	66			
	Half Marathon	49	-	14	-	63			
	Ultra Running	32	-	8	-	40			
	Marathon Track and Field	1	-	-	-	1			
Badminton	-	44	-	151	-	195	195	0	0%
Basketball	Basketball	210	-	161	-	371	376	0	0%
	3 on 3	4	-	1	-	5			
Boxing	-	231	-	391	1	624	622	1	0%
Canoe Kayak	Long Distance 1000m	43	-	194	-	237	790	2	0%
	Middle Distance 500m	65	-	136	-	201			
	Sprint 200m	35	-	114	2	149			
	Canoe Slalom	44	-	95	-	139			
	Marathon	12	-	6	-	18			
	Freestyle	11	-	7	-	18			
	Wildwater	1	-	15	-	16			
	Ocean Racing	5	-	-	-	5			
	Canoe Polo	2	-	3	-	5			
	Canoe Sprint (Flatwater) (R)	-	-	1	-	1			
Canoe Kayak	1	-	-	-	1				

Table 12: ESA Tests Conducted in ASOIF Sport/Disciplines (Urine) - continued

Sports	Disciplines	IC		OOC		Sub Total	Total Samples	Total AAFs	% AAF
		Samples	AAF	Samples	AAF				
Cycling	Road	3665	4	3308	6	6973	9895	13	0.1%
	Mountain Bike	511	1	301	-	812			
	Track Endurance	414	-	369	-	783			
	Track Sprint	350	-	293	-	643			
	Cyclo-Cross	393	1	107	-	500			
	BMX	38	-	52	-	90			
	Cycling	51	1	36	-	87			
	Trials	2	-	1	-	3			
	Cycle-Ball	1	-	1	-	2			
	Track	-	-	1	-	1			
	Artistic	1	-	-	-	1			
Equestrian	Eventing	7	-	4	-	11	33	0	0%
	Jumping	7	-	3	-	10			
	Vaulting	3	-	2	-	5			
	Endurance	2	-	2	-	4			
	Dressage	3	-	-	-	3			
Fencing	Sabre	14	-	22	-	36	97	0	0%
	Epee	21	-	11	-	32			
	Foil	18	-	10	-	28			
	Fencing	-	-	1	-	1			
Field Hockey	Field Hockey	102	-	73	-	175	189	0	0%
	Indoor	11	-	3	-	14			
Football	Football	2481	-	2032	-	4513	4583	0	0%
	Futsal	65	-	3	-	68			
	Beach Football	-	-	2	-	2			
Golf	-	18	-	6	-	24	24	0	0%
Gymnastics	Artistic	27	-	115	-	142	220	0	0%
	Rhythmic	15	-	19	-	34			
	Trampoline	10	-	10	-	20			
	Acrobatic	4	-	8	-	12			
	Aerobic	4	-	6	-	10			
	Tumbling	2	-	-	-	2			
Handball	Indoor	190	-	117	-	307	310	0	0%
	Beach	2	-	1	-	3			
Judo	-	138	-	204	-	342	342	0	0%
Modern Pentathlon	-	39	-	52	-	91	91	0	0%
Rowing	-	325	-	917	1	1242	1242	1	0.1%
Rugby Union	Fifteens	100	-	355	-	455	729	0	0%
	Sevens	42	-	228	-	270			
	Rugby Union	4	-	-	-	4			
Sailing	Sailing	21	-	24	-	45	52	0	0%
	49erFX	1	-	1	-	2			
	49er crew	-	-	2	-	2			
	RS:X	-	-	1	-	1			
	Laser-R	-	-	1	-	1			
	Laser	1	-	-	-	1			

**Table 12: ESA Tests Conducted in ASOIF Sport/Disciplines (Urine) - continued**

Sports	Disciplines	IC		OOC		Sub Total	Total Samples	Total AAFs	% AAF
		Samples	AAF	Samples	AAF				
Shooting	Shooting	4	-	1	-	5	9	0	0%
	Rifle	-	-	4	-	4			
Table Tennis	-	30	-	33	-	63	63	0	0%
Taekwondo	Sparring	107	-	81	-	188	219	0	0%
	Taekwondo	21	-	1	-	22			
	Poomsae	6	-	3	-	9			
Tennis	-	65	-	139	-	204	204	0	0%
Triathlon	Triathlon	715	-	704	2	1419	1547	2	0%
	Duathlon	93	-	2	-	95			
	Long Distance	9	-	14	-	23			
	Winter Triathlon	6	-	-	-	6			
	Cross Triathlon	1	-	2	-	3			
	Aquathlon	1	-	-	-	1			
Volleyball	Volleyball	94	-	81	-	175	253	0	0%
	Beach	45	-	31	-	76			
	Hall (R)	-	-	2	-	2			
Weightlifting	-	246	-	310	-	556	556	0	0%
Wrestling	Wrestling	138	-	179	-	317	590	0	0%
	Greco-Roman	47	-	89	-	136			
	Freestyle	38	-	62	-	100			
	Women's Freestyle	5	-	29	-	34			
	Traditional Wrestling	2	-	-	-	2			
	Grappling	1	-	-	-	1			
		<b>17175</b>	<b>22</b>	<b>17919</b>	<b>31</b>		<b>35,094</b>	<b>53</b>	<b>0.2%</b>

**Table 13: ESA Tests Conducted in ASOIF Sport/Disciplines (Blood) - continued**

Sports	Disciplines	IC		OOC		Sub Total	Total Samples	Total AAFs	% AAF
		Samples	AAF	Samples	AAF				
Aquatics	Swimming Middle Distance 200-400m	57	-	200	-	257	617	0	0%
	Swimming Sprint 100m or less	20	-	105	-	125			
	Open Water	25	-	78	-	103			
	Swimming Long Distance 800m or greater	26	-	70	-	96			
	Water Polo	10	-	10	-	20			
	Artistic Swimming	10	-	5	-	15			
	Diving	-	-	1	-	1			
Archery	-	-	-	-	-	0	0	0%	
Athletics	Long Distance 3000m or greater	139	-	441	4	580	1010	4	0.4%
	Middle Distance 800-1500m	24	-	99	-	123			
	Sprint 400m or less	18	-	100	-	118			
	Throws	6	-	59	-	65			
	Jumps	6	-	28	-	34			
	Combined Events	6	-	22	-	28			
	Marathon	11	-	14	-	25			
	Cross Country	13	-	3	-	16			
	Race Walk	3	-	12	-	15			
	Mountain Running	1	-	1	-	2			
	Athletics	-	-	1	-	1			
	Half Marathon	-	-	1	-	1			
	Shot-put (R)	-	-	1	-	1			
Road Running	-	-	1	-	1				
Badminton	-	-	8	-	-	8	0	0%	
Basketball	-	-	7	-	-	7	0	0%	
Boxing	-	-	9	-	-	27	0	0%	
Canoe/Kayak	Long Distance 1000m	7	-	18	-	25	45	0	0%
	Sprint 200m	1	-	8	-	9			
	Middle Distance 500m	3	-	5	-	8			
	Ocean Racing	2	-	-	-	2			
	Canoe Slalom	1	-	-	-	1			
Cycling	Road	335	21	207	3	542	784	25	3.2%
	Mountain Bike	28	-	64	1	92			
	Track Endurance	29	-	50	-	79			
	Track Sprint	9	-	55	-	64			
	Cyclo-Cross	1	-	4	-	5			
	BMX	-	-	1	-	1			
	Cycling	-	-	1	-	1			
Equestrian	-	-	-	-	-	0	0	0%	
Fencing	-	-	-	-	-	0	0	0%	
Field Hockey	-	-	-	-	-	3	0	0%	
Football	-	-	41	-	30	-	71	0	0%
Golf	-	-	-	-	-	0	0	0%	
Gymnastics	-	-	-	-	-	0	0	0%	

Table 13: ESA Tests Conducted in ASOIF Sport/Disciplines (Blood) - continued

Sports	Disciplines	IC		OOC		Sub Total	Total Samples	Total AAFs	% AAF
		Samples	AAF	Samples	AAF				
Handball	-	-	-	-	-	-	0	0	0%
Judo	-	-	-	23	-	-	23	0	0%
Modern Pentathlon	-	-	-	2	-	-	2	0	0%
Rowing	-	33	-	93	-	-	126	0	0%
Rugby Union	Sevens	-	-	2	-	2	3	0	0%
	Fifteens	-	-	1	-	1			
Sailing	-	-	-	-	-	-	0	0	0%
Shooting	-	-	-	-	-	-	0	0	0%
Table Tennis	-	-	-	-	-	-	0	0	0%
Taekwondo	Sparring	-	-	1	-	1	1	0	0%
Tennis	Tennis	171	-	729	-	900	900	0	0%
Triathlon	Triathlon	57	-	64	-	121	123	0	0%
	Duathlon	-	-	1	-	1			
	Long Distance	-	-	1	-	1			
Volleyball	-	-	-	-	-	-	0	0	0%
Weightlifting	-	-	-	55	-	55	55	0	0%
Wrestling	Wrestling	19	-	16	-	35	36	0	0%
	Greco-Roman	-	-	1	-	1			
<b>Totals</b>		<b>1133</b>	<b>21</b>	<b>2708</b>	<b>8</b>		<b>3,841</b>	<b>29</b>	<b>0.8%</b>



Table 14: GHRF(GHS/GHRP) Tests Conducted in ASOIF Sport/Disciplines (Urine)

Sports	Disciplines	IC		OOC		Sub Total	Total Samples	Total AAFs	% AAF
		Samples	AAF	Samples	AAF				
Aquatics	Swimming Sprint 100m or less	414	-	943	-	1357	3580	0	0%
	Swimming Middle Distance 200-400m	385	-	822	-	1207			
	Water Polo	113	-	160	-	273			
	Swimming Long Distance 800m or greater	59	-	184	-	243			
	Open Water	62	-	156	-	218			
	Diving	76	-	100	-	176			
	Artistic Swimming	42	-	52	-	94			
	Aquatics	8	-	-	-	8			
	Swimming	2	-	2	-	4			
Archery	Archery	14	-	2	-	16	43	0	0%
	Recurve	11	-	3	-	14			
	Compound	10	-	3	-	13			
Athletics	Sprint 400m or less	701	-	1267	2	1968	6661	3	0.05%
	Long Distance 3000m or greater	937	-	818	-	1755			
	Throws	323	-	599	-	922			
	Jumps	280	-	510	-	790			
	Middle Distance 800-1500m	240	-	386	-	626			
	Combined Events	74	-	171	-	245			
	Marathon	66	-	34	-	100			
	Athletics	82	-	12	-	94			
	Race Walk	20	-	34	1	54			
	Mountain Running	32	-	3	-	35			
	Half Marathon	34	-	-	-	34			
	Cross Country	26	-	2	-	28			
	Road Running	2	-	5	-	7			
	Ultra Running	1	-	1	-	2			
	Marathon Track and Field	1	-	-	-	1			
Badminton	-	54	-	143	-	-	197	0	0%
Basketball	Basketball	242	-	227	-	469	475	0	0%
	3 on 3	5	-	1	-	6			
Boxing	-	269	-	398	-	-	667	0	0%
Canoe/Kayak	Sprint 200m	50	-	124	-	174	700	0	0%
	Long Distance 1000m	27	-	137	-	164			
	Middle Distance 500m	37	-	116	-	153			
	Canoe Slalom	35	-	113	-	148			
	Freestyle	4	-	17	-	21			
	Marathon	7	-	7	-	14			
	Ocean Racing	12	-	-	-	12			
	Wildwater	1	-	7	-	8			
	Canoe Polo	2	-	2	-	4			
	Canoe Kayak	-	-	1	-	1			
Canoe Sprint (Flatwater) (R)	-	-	1	-	1				

**Table 14: GHRF(GHS/GHRP) Tests Conducted in ASOIF Sport/Disciplines (Urine) - continued**

Sports	Disciplines	IC		OOC		Sub Total	Total Samples	Total AAFs	% AAF
		Samples	AAF	Samples	AAF				
Cycling	Road	1377	1	1197	4	2574	4063	5	0.12%
	Mountain Bike	304	-	169	-	473			
	Track Sprint	172	-	177	-	349			
	Track Endurance	145	-	192	-	337			
	Cyclo-Cross	131	-	47	-	178			
	BMX	31	-	105	-	136			
	Cycling	11	-	-	-	11			
	Cycle-Ball	1	-	1	-	2			
	Trials	1	-	1	-	2			
	Artistic	1	-	-	-	1			
Equestrian	Jumping	13	-	4	-	17	46	0	0%
	Eventing	10	-	3	-	13			
	Dressage	6	-	1	-	7			
	Endurance	5	-	-	-	5			
	Vaulting	3	-	1	-	4			
Fencing	Foil	41	-	12	-	53	152	0	0%
	Sabre	22	-	27	-	49			
	Epee	34	-	15	-	49			
	Fencing	-	-	1	-	1			
Field Hockey	Field Hockey	89	-	116	-	205	228	0	0%
	Indoor	20	-	3	-	23			
Football	Football	3185	1	1513	-	4698	4742	1	0.02%
	Futsal	34	-	3	-	37			
	Beach Football	2	-	5	-	7			
Golf	-	22	-	7	-	-	29	0	0%
Gymnastics	Artistic	91	-	199	-	290	420	0	0%
	Rhythmic	30	-	33	-	63			
	Trampoline	21	-	23	-	44			
	Acrobatic	5	-	8	-	13			
	Aerobic	3	-	6	-	9			
	Tumbling	1	-	-	-	1			
Handball	Indoor	257	-	209	-	466	468	0	0%
	Beach	2	-	-	-	2			
Judo	-	262	-	409	-	-	671	0	0%
Modern Pentathlon	-	34	-	27	-	-	61	0	0%
Rowing	-	196	-	681	-	-	877	0	0%
Rugby Union	Fifteens	247	-	704	1	951	1445	1	0.07%
	Sevens	116	-	378	-	494			
Sailing	Sailing	33	-	32	-	65	70	0	0%
	RS:X	1	-	1	-	2			
	49er crew	-	-	2	-	2			
	Laser-R	-	-	1	-	1			
Shooting	Shooting	20	-	4	-	24	58	0	0%
	Rifle	2	-	13	-	15			
	Shotgun	13	-	1	-	14			
	Pistol	-	-	5	-	5			

Table 14: GHRF(GHS/GHRP) Tests Conducted in ASOIF Sport/Disciplines (Urine) - continued

Sports	Disciplines	IC		OOC		Sub Total	Total Samples	Total AAFs	% AAF
		Samples	AAF	Samples	AAF				
Table Tennis	-	41	-	34	-	75	75	0	0%
Taekwondo	Sparring	126	-	133	-	259	289	0	0%
	Taekwondo	20	-	-	-	20			
	Poomsae	6	-	4	-	10			
Tennis	-	2798	-	807	-	3605	3605	0	0%
Triathlon	Triathlon	305	-	310	-	615	671	0	0%
	Duathlon	29	-	1	-	30			
	Long Distance	9	-	6	-	15			
	Cross Triathlon	11	-	-	-	11			
Volleyball	Volleyball	199	-	196	-	395	592	0	0%
	Beach	92	-	100	-	192			
	Hall (R)	1	-	4	-	5			
Weightlifting	-	1774	-	1880	2	3654	3654	2	0.05%
Wrestling	Wrestling	131	-	226	-	357	819	0	0%
	Freestyle	90	-	143	-	233			
	Greco-Roman	70	-	94	-	164			
	Women's Freestyle	25	-	27	-	52			
	Traditional Wrestling	3	-	2	-	5			
	Pankration	5	-	-	-	5			
	Grappling	2	-	1	-	3			
<b>Totals</b>		<b>17491</b>	<b>2</b>	<b>17867</b>	<b>10</b>		<b>35,358</b>	<b>12</b>	<b>0.03%</b>

Table 15: GHRF(GHRH) Tests Conducted in ASOIF Sport/Disciplines (Urine)

Sports	Disciplines	IC		OOC		Sub Total	Total Samples	Total AAFs	% AAF
		Samples	AAF	Samples	AAF				
Aquatics	Swimming Middle Distance 200-400m	106	-	198	-	304	729	0	0%
	Swimming Sprint 100m or less	101	-	181	-	282			
	Swimming Long Distance 800m or greater	25	-	26	-	51			
	Diving	27	-	14	-	41			
	Water Polo	19	-	5	-	24			
	Open Water	6	-	17	-	23			
	Artistic Swimming	-	-	3	-	3			
	Swimming	-	-	1	-	1			
Archery	Recurve	2	-	1	-	3	6	0	0%
	Compound	2	-	-	-	2			
	Archery	-	-	1	-	1			
Athletics	Long Distance 3000m or greater	264	-	179	-	443	1403	0	0%
	Sprint 400m or less	107	-	269	-	376			
	Middle Distance 800-1500m	57	-	109	-	166			
	Jumps	28	-	131	-	159			
	Throws	42	-	114	-	156			
	Combined Events	5	-	35	-	40			
	Cross Country	23	-	1	-	24			
	Mountain Running	20	-	-	-	20			
	Marathon	2	-	9	-	11			
	Race Walk	1	-	3	-	4			
	Road Running	-	-	2	-	2			
	Athletics	1	-	-	-	1			
	Marathon Track and Field	1	-	-	-	1			
Badminton	-	-	9	-	-	9	0	0%	
Basketball	Basketball	10	-	22	-	32	35	0	0%
	3 on 3	2	-	1	-	3			
Boxing	-	79	-	71	-	-	150	0	0%
Canoe/Kayak	Canoe Slalom	2	-	43	-	45	80	0	0%
	Long Distance 1000m	2	-	9	-	11			
	Middle Distance 500m	-	-	7	-	7			
	Marathon	-	-	7	-	7			
	Sprint 200m	1	-	5	-	6			
	Freestyle	-	-	2	-	2			
	Wildwater	-	-	1	-	1			
Canoe Kayak	-	-	1	-	1				
Cycling	Road	618	-	210	-	828	1059	0	0%
	Mountain Bike	51	-	24	-	75			
	Track Sprint	39	-	20	-	59			
	Cyclo-Cross	24	-	19	-	43			
	Track Endurance	8	-	19	-	27			
	BMX	2	-	24	-	26			
	Trials	-	-	1	-	1			

Table 15: GHRF(GHRH) Tests Conducted in ASOIF Sport/Disciplines (Urine) - continued

Sports	Disciplines	IC		OOC		Sub Total	Total Samples	Total AAFs	% AAF
		Samples	AAF	Samples	AAF				
Equestrian	Eventing	8	-	1	-	9	15	0	0%
	Dressage	5	-	-	-	5			
	Jumping	-	-	1	-	1			
Fencing	Foil	1	-	5	-	6	13	0	0%
	Epee	1	-	3	-	4			
	Sabre	-	-	3	-	3			
Field Hockey	Field Hockey	8	-	34	-	42	44	0	0%
	Indoor	-	-	2	-	2			
Football	Football	99	-	77	-	176	181	0	0%
	Beach Football	2	-	2	-	4			
	Futsal	-	-	1	-	1			
Golf		-	-	1	-	-	1	0	0%
Gymnastics	Artistic	1	-	30	-	31	46	0	0%
	Rhythmic	7	-	1	-	8			
	Trampoline	4	-	3	-	7			
Handball	Indoor	65	-	35	-	-	100	0	0%
Judo	-	46	-	114	-	-	160	0	0%
Modern Pentathlon	-	-	-	3	-	-	3	0	0%
Rowing	-	42	-	103	-	-	145	0	0%
Rugby Union	Fifteens	108	-	241	-	349	565	0	0%
	Sevens	57	-	159	-	216			
Sailing	Sailing	-	-	7	-	7	8	0	0%
	RS:X	-	-	1	-	1			
Shooting	Rifle	-	-	2	-	2	4	0	0%
	Shooting	-	-	1	-	1			
	Pistol	-	-	1	-	1			
Table Tennis	-	7	-	5	-	-	12	0	0%
Taekwondo	Sparring	10	-	17	-	-	27	0	0%
Tennis	-	1	-	32	-	-	33	0	0%
Triathlon	Triathlon	33	-	65	-	98	99	0	0%
	Duathlon	1	-	-	-	1			
Volleyball	Volleyball	2	-	4	-	6	12	0	0%
	Beach	1	-	5	-	6			
Weightlifting	-	265	-	266	-	-	531	0	0%
Wrestling	Wrestling	22	-	19	-	41	101	0	0%
	Freestyle	13	-	22	-	35			
	Greco-Roman	3	-	8	-	11			
	Women's Freestyle	5	-	2	-	7			
	Pankration	5	-	-	-	5			
	Traditional Wrestling	1	-	-	-	1			
	Grappling	1	-	-	-	1			
<b>Totals</b>		<b>2501</b>	<b>0</b>	<b>3070</b>	<b>0</b>		<b>5,571</b>	<b>0</b>	<b>0%</b>

**Table 16: GnRH Tests Conducted in ASOIF Sport/Disciplines (Urine)**

Sports	Disciplines	IC		OOC		Sub Total	Total Samples	Total AAFs	% AAF
		Samples	AAF	Samples	AAF				
Aquatics	Swimming Sprint 100m or less	192	-	700	-	892	2404	0	0%
	Swimming Middle Distance 200-400m	226	-	627	-	853			
	Swimming Long Distance 800m or greater	38	-	132	-	170			
	Diving	66	-	77	-	143			
	Open Water	17	-	123	-	140			
	Water Polo	59	-	79	-	138			
	Artistic Swimming	19	-	39	-	58			
	Aquatics	8	-	-	-	8			
Archery	Swimming	2	-	-	-	2	30	0	0%
	Archery	13	-	1	-	14			
	Recurve	9	-	1	-	10			
Athletics	Compound	5	-	1	-	6	4300	0	0%
	Sprint 400m or less	382	-	898	-	1280			
	Long Distance 3000m or greater	698	-	549	-	1247			
	Throws	136	-	370	-	506			
	Jumps	131	-	314	-	445			
	Middle Distance 800-1500m	151	-	243	-	394			
	Combined Events	39	-	116	-	155			
	Athletics	74	-	11	-	85			
	Marathon	52	-	24	-	76			
	Half Marathon	32	-	-	-	32			
	Race Walk	8	-	19	-	27			
	Cross Country	24	-	2	-	26			
	Mountain Running	20	-	-	-	20			
	Road Running	1	-	4	-	5			
	Ultra Running	-	-	1	-	1			
Marathon Track and Field	1	-	-	-	1				
Badminton	-	24	-	58	-	-	82	0	0%
Basketball	Basketball	105	-	111	-	216	219	0	0%
	3 on 3	2	-	1	-	3			
Boxing	-	172	-	238	-	-	410	0	0%
Canoe/Kayak	Canoe Slalom	28	-	81	-	109	416	0	0%
	Sprint 200m	21	-	73	-	94			
	Long Distance 1000m	14	-	79	-	93			
	Middle Distance 500m	20	-	55	-	75			
	Freestyle	2	-	15	-	17			
	Ocean Racing	12	-	-	-	12			
	Marathon	1	-	7	-	8			
	Wildwater	1	-	3	-	4			
	Canoe Polo	2	-	-	-	2			
	Canoe Kayak	-	-	1	-	1			
Canoe Sprint (Flatwater) (R)	-	-	1	-	1				
Cycling	Road	941	-	860	-	1801	2736	0	0%
	Mountain Bike	210	-	110	-	320			
	Track Endurance	98	-	129	-	227			
	Track Sprint	106	-	120	-	226			
	BMX	24	-	60	-	84			
	Cyclo-Cross	42	-	29	-	71			
	Cycling	7	-	-	-	7			

**Table 16: GnRH Tests Conducted in ASOIF Sport/Disciplines (Urine) - continued**

Sports	Disciplines	IC		OOC		Sub Total	Total Samples	Total AAFs	% AAF
		Samples	AAF	Samples	AAF				
Equestrian	Jumping	7	-	4	-	11	35	0	0%
	Eventing	8	-	3	-	11			
	Dressage	5	-	-	-	5			
	Vaulting	3	-	1	-	4			
	Endurance	4	-	-	-	4			
Fencing	Foil	33	-	4	-	37	82	0	0%
	Epee	23	-	5	-	28			
	Sabre	12	-	5	-	17			
Field Hockey	Field Hockey	36	-	86	-	122	138	0	0%
	Indoor	16	-	-	-	16			
Football	Football	2684	-	1274	-	3958	3968	0	0%
	Beach Football	2	-	5	-	7			
	Futsal	3	-	-	-	3			
Golf	-	12	-	5	-	-	17	0	0%
Gymnastics	Artistic	49	-	102	-	151	216	0	0%
	Rhythmic	20	-	10	-	30			
	Trampoline	11	-	16	-	27			
	Acrobatic	2	-	5	-	7			
	Aerobic	-	-	1	-	1			
Handball	Indoor	156	-	106	-	-	262	0	0%
Judo	-	173	-	228	-	-	401	0	0%
Modern Pentathlon	-	13	-	15	-	-	28	0	0%
Rowing	-	137	-	497	-	-	634	0	0%
Rugby Union	Fifteens	164	-	604	-	768	1206	0	0%
	Sevens	98	-	340	-	438			
Sailing	Sailing	16	-	19	-	35	39	0	0%
	49er crew	-	-	2	-	2			
	RS:X	1	-	-	-	1			
	Laser-R	-	-	1	-	1			
Shooting	Shooting	20	-	2	-	22	40	0	0%
	Shotgun	13	-	-	-	13			
	Rifle	2	-	2	-	4			
	Pistol	-	-	1	-	1			
Table Tennis	-	19	-	12	-	-	31	0	0%
Taekwondo	Sparring	63	-	90	-	153	171	0	0%
	Taekwondo	16	-	-	-	16			
	Poomsae	2	-	-	-	2			
Tennis	-	2778	-	737	-	-	3515	0	0%
Triathlon	Triathlon	208	-	216	-	424	477	0	0%
	Duathlon	27	-	-	-	27			
	Long Distance	9	-	6	-	15			
	Cross Triathlon	11	-	-	-	11			
Volleyball	Volleyball	101	-	99	-	200	285	0	0%
	Beach	46	-	37	-	83			
	Hall (R)	-	-	2	-	2			
Weightlifting	-	1267	-	1066	-	-	2333	0	0%
Wrestling	Wrestling	70	-	92	-	162	397	0	0%
	Freestyle	54	-	89	-	143			
	Greco-Roman	29	-	25	-	54			
	Women's Freestyle	19	-	9	-	28			
	Pankration	5	-	-	-	5			
	Traditional Wrestling	2	-	1	-	3			
	Grappling	1	-	1	-	2			
<b>Totals</b>		<b>12685</b>	<b>0</b>	<b>12187</b>	<b>0</b>		<b>24,872</b>	<b>0</b>	<b>0%</b>

**Table 17: Insulin Tests Conducted in ASOIF Sport/Disciplines (Urine and Blood)**

Sports	Disciplines	Urine						Total Samples	Total AAFs	% AAF
		IC Samples	IC AAF	OOC Samples	OOC AAF	Sub Total				
Aquatics	Swimming Middle Distance 200-400m	3	-	107	-	110	251	1	0.4%	
	Swimming Sprint 100m or less	-	-	101	-	101				
	Open Water	10	-	5	-	15				
	Diving	-	-	11	-	11				
	Swimming Long Distance 800m or greater	-	-	10	-	10				
	Artistic Swimming	-	-	2	-	2				
	Water Polo	-	-	2	1	2				
Archery	-	-	-	-	-	0	0	0%		
Athletics	Sprint 400m or less	1	-	63	-	64	222	0	0%	
	Throws	2	-	59	-	61				
	Jumps	-	-	39	-	39				
	Long Distance 3000m or greater	5	-	13	-	18				
	Combined Events	-	-	17	-	17				
	Middle Distance 800-1500m	1	-	15	-	16				
	Marathon	-	-	6	-	6				
Race Walk	-	-	1	-	1					
Basketball	-	6	-	1	-	7	0	0%		
Boxing	-	33	-	13	-	46	0	0%		
Canoe/Kayak	Canoe Slalom	1	-	24	-	25	60	1	2%	
	Long Distance 1000m	-	-	15	-	15				
	Middle Distance 500m	-	-	14	-	14				
	Sprint 200m	-	-	3	-	3				
	Marathon	-	-	2	-	2				
	Wildwater	1	1	-	-	1				
Cycling	Road	64	-	25	-	89	95	0	0%	
	Track Endurance	2	-	1	-	3				
	Track Sprint	3	-	-	-	3				
Equestrian	-	-	-	-	-	0	0	0%		
Fencing	-	-	-	-	-	0	0	0%		
Field Hockey	-	-	-	-	-	0	0	0%		
Football	-	19	-	10	-	29	0	0%		
Golf	-	1	-	-	-	1	0	0%		
Gymnastics	Artistic	-	-	6	-	6	0	0%		
Handball	-	-	-	-	-	0	0	0%		
Judo	-	-	-	-	-	0	0	0%		
Modern Pentathlon	-	-	-	5	-	5	0	0%		
Rowing	-	-	-	131	-	131	0	0%		
Rugby Union	Fifteens	26	-	6	-	32	43	0	0%	
	Sevens	2	-	9	-	11				
Sailing	Sailing	-	-	3	-	3	4	0	0%	
	49er crew	-	-	1	-	1				
Shooting	-	-	-	-	-	0	0	0%		
Table Tennis	-	-	-	-	-	0	0	0%		
Taekwondo	Sparring	1	-	3	-	4	0	0%		
Tennis	-	4	-	-	-	4	0	0%		
Triathlon	-	1	-	29	-	30	0	0%		



**Table 17: Insulin Tests Conducted in ASOIF Sport/Disciplines (Urine and Blood)**

Sports	Disciplines	Urine							
		IC		OOC		Sub	Total	Total	%
		Samples	AAF	Samples	AAF	Total	Samples	AAFs	AAF
Volleyball	Volleyball	-	-	2	-	2	3	0	0%
	Beach	-	-	1	-	1			
Weightlifting	-	81	-	58	-	-	139	0	0%
Wrestling	Wrestling	7	-	3	-	10	11	0	0%
	Freestyle	-	-	1	-	1			
<b>Totals</b>		<b>274</b>	<b>1</b>	<b>817</b>	<b>1</b>		<b>1,091</b>	<b>2</b>	<b>0%</b>

**Table 17: Insulin Tests Conducted in ASOIF Sport/Disciplines (Urine and Blood) - continued**

Sports	Disciplines	Blood							
		IC		OOC		Sub	Total	Total	%
		Samples	AAF	Samples	AAF	Total	Samples	AAFs	AAF
Aquatics	Swimming Sprint 100m or less	-	-	3	-	3	4	0	0%
	Swimming Middle Distance 200-400m	-	-	1	-	1			
Athletics	Long Distance 3000m or greater	-	-	5	-	5	9	0	0%
	Middle Distance 800-1500m	-	-	2	-	2			
	Jumps	-	-	1	-	1			
	Throws	-	-	1	-	1			
Boxing	-	-	-	3	-	-	3	0	0%
Cycling	Road	-	-	5	-	5	6	0	0%
	BMX	-	-	1	-	1			
Football	-	-	-	1	-	-	1	0	0%
Gymnastics	Artistic	-	-	1	-	-	1	0	0%
Rowing	-	-	-	1	-	-	1	0	0%
Triathlon	-	-	-	4	-	-	4	0	0%
Weightlifting	-	-	-	4	-	-	4	0	0%
<b>Totals</b>		<b>0</b>	<b>0</b>	<b>33</b>	<b>0</b>		<b>33</b>	<b>0</b>	<b>0%</b>

**Table 18: IGF-I Tests Conducted in ASOIF Sport/Disciplines (Urine and Blood)**

Sports	Disciplines	Urine					Total Samples	Total AAFs	% AAF
		IC Samples	AAF	OOB Samples	AAF	Sub Total			
Aquatics	Swimming Sprint 100m or less	-	-	92	-	92	206	0	0%
	Swimming Middle Distance 200-400m	1	-	90	-	91			
	Diving	-	-	8	-	8			
	Swimming Long Distance 800m or greater	-	-	8	-	8			
	Open Water	-	-	3	-	3			
	Water Polo	-	-	2	-	2			
	Artistic Swimming	-	-	2	-	2			
Athletics	Sprint 400m or less	-	-	35	-	35	127	0	0%
	Throws	1	-	27	-	28			
	Jumps	-	-	23	-	23			
	Long Distance 3000m or greater	5	-	11	-	16			
	Combined Events	-	-	10	-	10			
	Middle Distance 800-1500m	-	-	8	-	8			
	Marathon	-	-	6	-	6			
Race Walk	-	-	1	-	1				
Basketball	-	2	-	1	-	3	0	0%	
Boxing	-	12	-	5	-	17	0	0%	
Canoe/Kayak	Canoe Slalom	-	-	12	-	12	25	0	0%
	Long Distance 1000m	-	-	7	-	7			
	Middle Distance 500m	-	-	5	-	5			
	Marathon	-	-	1	-	1			
Cycling	Road	14	-	18	-	32	35	0	0%
	Track Sprint	3	-	-	-	3			
Football	-	9	-	5	-	14	0	0%	
Modern Pentathlon	-	-	-	2	-	2	0	0%	
Rowing	-	-	-	69	-	69	0	0%	
Rugby Union	Sevens	-	-	9	-	9	0	0%	
Sailing	-	-	-	1	-	1	0	0%	
Taekwondo	Sparring	1	-	-	-	1	0	0%	
Tennis	-	1	-	-	-	1	0	0%	
Triathlon	-	-	-	21	-	21	0	0%	
Volleyball	Volleyball	-	-	2	-	2	3	0	0%
	Beach	-	-	1	-	1			
Weightlifting	-	41	-	29	-	70	0	0%	
Wrestling	Wrestling	1	-	3	-	4	5	0	0%
	Freestyle	-	-	1	-	1			
<b>Totals</b>		<b>91</b>	<b>0</b>	<b>518</b>	<b>0</b>	<b>609</b>	<b>0</b>	<b>0%</b>	

**Table 18: IGF-I Tests Conducted in ASOIF Sport/Disciplines (Urine and Blood) - continued**

Sports	Disciplines	Blood							
		IC Samples	AAF	OOC Samples	AAF	Sub Total	Total Samples	Total AAFs	% AAF
Aquatics	Swimming Sprint 100m or less	-	-	12	-	12	31	0	0%
	Swimming Middle Distance 200-400m	-	-	10	-	10			
	Swimming Long Distance 800m or greater	-	-	7	-	7			
	Diving	-	-	2	-	2			
Athletics	Sprint 400m or less	-	-	12	-	12	32	0	0%
	Throws	-	-	7	-	7			
	Combined Events	-	-	5	-	5			
	Long Distance 3000m or greater	-	-	4	-	4			
	Middle Distance 800-1500m	-	-	4	-	4			
Boxing	-	-	4	-	-	4	0	0%	
Canoe/Kayak	Long Distance 1000m	-	-	4	-	4	7	0	0%
	Sprint 200m	-	-	2	-	2			
	Middle Distance 500m	-	-	1	-	1			
Cycling	Mountain Bike	-	-	3	-	3	7	0	0%
	Track Sprint	-	-	2	-	2			
	Road	-	-	2	-	2			
Football	-	-	1	-	-	1	0	0%	
Judo	-	-	3	-	-	3	0	0%	
Rowing	-	-	10	-	-	10	0	0%	
Rugby Union	Sevens	-	-	16	-	16	18	0	0%
	Fifteens	-	-	2	-	2			
Taekwondo	Sparring	-	-	1	-	-	1	0	0%
Triathlon	-	-	-	5	-	-	5	0	0%
Volleyball	-	-	-	4	-	-	4	0	0%
Weightlifting	-	37	-	46	-	-	83	0	0%
Wrestling	Freestyle	-	-	8	-	8	9	0	0%
	Wrestling	-	-	1	-	1			
<b>Totals</b>		<b>37</b>	<b>0</b>	<b>178</b>	<b>0</b>		<b>215</b>	<b>0</b>	<b>0%</b>

**Table 19: hGH Isoforms Tests Conducted in ASOIF Sport/Disciplines (Blood)**

Sports	Disciplines	IC			OOC			sub total	Total Samples	Total AAFs	% AAF
		Samples	ATF	AAF	Samples	ATF	AAF				
Aquatics	Swimming Sprint 100m or less	39	-	-	289	-	-	328	931	0	0%
	Swimming Middle Distance 200-400m	58	-	-	269	-	-	327			
	Water Polo	50	-	-	52	-	-	102			
	Swimming Long Distance 800m or greater	19	-	-	53	-	-	72			
	Open Water	15	-	-	33	-	-	48			
	Diving	9	-	-	30	-	-	39			
	Artistic Swimming	2	-	-	13	-	-	15			
<b>Archery</b>	-	-	-	-	-	-	-	<b>0</b>	<b>0</b>	<b>0%</b>	
Athletics	Sprint 400m or less	121	-	-	508	-	-	629	2149	0	0%
	Throws	144	-	-	298	-	-	442			
	Long Distance 3000m or greater	86	-	-	326	-	-	412			
	Jumps	50	-	-	260	-	-	310			
	Middle Distance 800-1500m	24	-	-	152	-	-	176			
	Combined Events	30	-	-	85	-	-	115			
	Marathon	2	-	-	30	-	-	32			
	Race Walk	1	-	-	21	-	-	22			
	Mountain Running	-	-	-	4	-	-	4			
	Athletics	-	-	-	2	-	-	2			
	Ultra Running	-	-	-	2	-	-	2			
	Cross Country	2	-	-	-	-	-	2			
	Half Marathon	-	-	-	1	-	-	1			
<b>Badminton</b>	-	4	-	-	46	-	-	<b>50</b>	<b>0</b>	<b>0%</b>	
<b>Basketball</b>	Basketball	56	-	-	119	-	-	175	<b>177</b>	<b>0</b>	<b>0%</b>
	3 on 3	2	-	-	-	-	-	2			
<b>Boxing</b>	-	59	-	-	144	-	-	<b>203</b>	<b>0</b>	<b>0%</b>	
Canoe/Kayak	Long Distance 1000m	12	-	-	89	-	-	101	350	0	0%
	Sprint 200m	22	-	-	74	-	-	96			
	Middle Distance 500m	5	-	-	65	-	-	70			
	Canoe Slalom	10	-	-	58	-	-	68			
	Freestyle	-	-	-	5	-	-	5			
	Wildwater	-	-	-	3	-	-	3			
	Ocean Racing	2	-	-	-	-	-	2			
	Canoe Polo	-	-	-	2	-	-	2			
	Marathon	1	-	-	1	-	-	2			
Canoe Kayak	-	-	-	1	-	-	1				
Cycling	Road	558	-	-	576	-	-	1134	1591	0	0%
	Track Sprint	71	-	-	103	-	-	174			
	Mountain Bike	78	-	-	63	-	-	141			
	Track Endurance	23	-	-	44	-	-	67			
	Cyclo-Cross	35	-	-	27	-	-	62			
	BMX	1	-	-	10	-	-	11			
	Cycling	-	-	-	2	-	-	2			
Equestrian	Jumping	-	-	-	5	-	-	5	9	0	0%
	Eventing	-	-	-	2	-	-	2			
	Vaulting	-	-	-	1	-	-	1			
	Dressage	-	-	-	1	-	-	1			
Fencing	Sabre	-	-	-	12	-	-	12	23	0	0%
	Epee	2	-	-	5	-	-	7			
	Foil	1	-	-	2	-	-	3			
	Fencing	-	-	-	1	-	-	1			

**Table 19: hGH Isoforms Tests Conducted in ASOIF Sport/Disciplines (Blood) - continued**

Field Hockey	Field Hockey	27	-	-	20	-	-	47	49	0	0%
	Indoor	2	-	-	-	-	-	2			
Football	Football	476	-	-	653	-	-	1129	1144	0	0%
	Futsal	5	-	-	10	-	-	15			
Golf	-	1	-	-	3	-	-	-	4	0	0%
Gymnastics	Artistic	17	-	-	36	-	-	53	87	0	0%
	Trampoline	8	-	-	4	-	-	12			
	Rhythmic	2	-	-	7	-	-	9			
	Aerobic	3	-	-	3	-	-	6			
	Acrobatic	2	-	-	4	-	-	6			
	Tumbling	1	-	-	-	-	-	1			
Handball	Indoor	21	-	-	119	-	-	140	142	0	0%
	Beach	2	-	-	-	-	-	2			
Judo	-	14	-	-	134	-	-	-	148	0	0%
Modern Pentathlon	-	5	-	-	19	-	-	-	24	0	0%
Rowing	-	73	-	-	268	-	-	-	341	0	0%
Rugby Union	Fifteens	26	-	-	372	-	-	398	499	0	0%
	Sevens	6	-	-	95	-	-	101			
Sailing	Sailing	2	-	-	7	-	-	9	12	0	0%
	Laser-R	-	-	-	1	-	-	1			
	49er crew	-	-	-	1	-	-	1			
	Laser	-	-	-	1	-	-	1			
Shooting	-	-	-	1	-	-	-	1	0	0%	
Table Tennis	-	5	-	-	18	-	-	-	23	0	0%
Taekwondo	Sparring	19	-	-	25	-	-	-	44	0	0%
Tennis	-	393	-	-	786	-	-	-	1179	0	0%
Triathlon	Triathlon	66	-	-	112	-	-	178	185	0	0%
	Long Distance	-	-	-	5	-	-	5			
	Duathlon	1	-	-	1	-	-	2			
Volleyball	Volleyball	40	-	-	98	-	-	138	188	0	0%
	Beach	21	-	-	24	-	-	45			
	Hall (R)	-	-	-	5	-	-	5			
Weightlifting	-	404	-	-	636	-	-	-	1040	0	0%
Wrestling	Wrestling	100	-	-	73	-	-	173	270	0	0%
	Freestyle	12	-	-	35	-	-	47			
	Greco-Roman	12	-	-	27	-	-	39			
	Women's Freestyle	-	-	-	11	-	-	11			
<b>Totals</b>		<b>3360</b>	<b>0</b>	<b>0</b>	<b>7,503</b>	<b>0</b>	<b>0</b>	<b>10,863</b>	<b>0</b>	<b>0.0%</b>	

**Table 20: hGH Biomarkers Tests Conducted in ASOIF Sport/Disciplines (Blood)**

Sports	Disciplines	IC			OOC			sub total	Total Samples	Total AAFs	% AAF
		Samples	ATF	AAF	Samples	ATF	AAF				
Aquatics	Swimming Sprint 100m or less	13	-	-	215	-	-	228	465	0	0%
	Swimming Middle Distance 200-400m	13	-	-	129	-	-	142			
	Water Polo	17	-	-	17	-	-	34			
	Swimming Long Distance 800m or greater	1	-	-	29	-	-	30			
	Open Water	2	-	-	14	-	-	16			
	Diving	-	-	-	11	-	-	11			
	Artistic Swimming	-	-	-	4	-	-	4			
Archery	-	-	-	-	-	-	-	0	0	0%	
Athletics	Sprint 400m or less	32	-	-	193	-	-	225	771	0	0%
	Long Distance 3000m or greater	17	-	-	134	-	-	151			
	Throws	18	-	-	131	-	-	149			
	Jumps	6	-	-	97	-	-	103			
	Middle Distance 800-1500m	7	-	-	61	-	-	68			
	Combined Events	1	-	-	38	-	-	39			
	Race Walk	-	-	-	17	-	-	17			
	Marathon	2	-	-	12	-	-	14			
	Mountain Running	-	-	-	4	-	-	4			
Ultra Running	-	-	-	1	-	-	1				
Badminton	-	-	-	26	-	-	-	26	0	0%	
Basketball	-	20	-	-	40	-	-	-	60	0	0%
Boxing	-	46	-	-	103	-	-	-	149	0	0%
Canoe/Kayak	Canoe Slalom	-	-	-	36	-	-	36	133	0	0%
	Sprint 200m	-	-	-	35	-	-	35			
	Long Distance 1000m	-	-	-	35	-	-	35			
	Middle Distance 500m	-	-	-	25	-	-	25			
	Wildwater	-	-	-	1	-	-	1			
	Marathon	-	-	-	1	-	-	1			
Cycling	Road	131	-	-	284	-	-	415	555	0	0%
	Track Sprint	2	-	-	43	-	-	45			
	Mountain Bike	8	-	-	33	-	-	41			
	Track Endurance	2	-	-	29	-	-	31			
	Cyclo-Cross	-	-	-	12	-	-	12			
	BMX	2	-	-	9	-	-	11			
Equestrian	Jumping	-	-	-	3	-	-	-	3	0	0%
Fencing	Sabre	-	-	-	6	-	-	6	7	0	0%
	Epee	-	-	-	1	-	-	1			
Field Hockey	-	10	-	-	4	-	-	-	14	0	0%
Football	Football	272	-	-	747	-	-	1019	1023	0	0%
	Futsal	4	-	-	-	-	-	4			
Golf	-	1	-	-	-	-	-	-	1	0	0%
Gymnastics	Artistic	7	-	-	21	-	-	28	39	0	0%
	Rhythmic	1	-	-	4	-	-	5			
	Trampoline	4	-	-	-	-	-	4			
	Acrobatic	-	-	-	2	-	-	2			
Handball	Indoor	12	-	-	38	-	-	-	50	0	0%
Judo	-	7	-	-	65	-	-	-	72	0	0%
Modern Pentathlon	-	-	-	-	5	-	-	-	5	0	0%
Rowing	-	15	-	-	145	-	-	-	160	0	0%
Rugby Union	Fifteens	34	-	-	351	-	-	385	522	0	0%
	Sevens	-	-	-	137	-	-	137			

Table 20: hGH Biomarkers Tests Conducted in ASOIF Sport/Disciplines (Blood)

Sports	Disciplines	IC			OOC			sub total	Total Samples	Total AAFs	% AAF
		Samples	ATF	AAF	Samples	ATF	AAF				
Sailing	Sailing	1	-	-	1	-	-	2	4	0	0%
	49er crew	-	-	-	1	-	-	1			
	Laser	-	-	-	1	-	-	1			
Shooting	-	-	-	-	-	-	-	0	0	0%	
Table Tennis	-	-	-	-	-	-	-	0	0	0%	
Taekwondo	Sparring	16	-	-	16	-	-	32	33	0	0%
	Poomsae	-	-	-	1	-	-	1			
Tennis	-	66	-	-	225	-	-	-	291	0	0%
Triathlon	-	16	-	-	65	-	-	-	81	0	0%
Volleyball	Volleyball	8	-	-	33	-	-	41	66	0	0%
	Beach	-	-	-	25	-	-	25			
Weightlifting	-	310	-	-	386	-	-	-	696	0	0%
Wrestling	Wrestling	15	-	-	62	-	-	77	121	0	0%
	Freestyle	1	-	-	27	-	-	28			
	Greco-Roman	-	-	-	12	-	-	12			
	Women's Freestyle	-	-	-	4	-	-	4			
<b>Totals</b>		<b>1140</b>	<b>0</b>	<b>0</b>	<b>4207</b>	<b>0</b>	<b>0</b>	<b>5,347</b>	<b>0</b>	<b>0%</b>	

Table 21: HBOC Tests Conducted in ASOIF Sport/Disciplines (Blood)

Sports	Disciplines	IC		OOC		Sub Total	Total Samples	Total AAFs	% AAF
		Samples	AAF	Samples	AAF				
Aquatics	Swimming Middle Distance 200-400m	32	-	101	-	133	330	0	0%
	Swimming Sprint 100m or less	9	-	93	-	102			
	Swimming Long Distance 800m or greater	19	-	34	-	53			
	Open Water	23	-	10	-	33			
	Water Polo	-	-	7	-	7			
	Diving	-	-	2	-	2			
Archery	-	-	-	-	-	0	0	0%	
Athletics	Long Distance 3000m or greater	5	-	62	-	67	270	0	0%
	Throws	7	-	56	-	63			
	Sprint 400m or less	3	-	52	-	55			
	Jumps	3	-	33	-	36			
	Middle Distance 800-1500m	2	-	23	-	25			
	Combined Events	1	-	15	-	16			
	Race Walk	-	-	5	-	5			
	Marathon	-	-	2	-	2			
Ultra Running	-	-	1	-	1				
Badminton	-	1	-	12	-	-	13	0	0%
Basketball	-	-	-	18	-	-	18	0	0%
Boxing	-	-	-	26	-	-	26	0	0%
Canoe/Kayak	Sprint 200m	-	-	19	-	19	46	0	0%
	Long Distance 1000m	-	-	11	-	11			
	Middle Distance 500m	-	-	9	-	9			
	Canoe Slalom	-	-	4	-	4			
	Canoe Polo	-	-	2	-	2			
	Wildwater	-	-	1	-	1			
Cycling	Road	18	-	79	-	97	220	0	0%
	Mountain Bike	16	-	36	-	52			
	Track Sprint	4	-	36	-	40			
	Track Endurance	1	-	25	-	26			
	Cyclo-Cross	2	-	2	-	4			
	BMX	-	-	1	-	1			
Fencing	Epee	-	-	2	-	2	3	0	0%
	Sabre	-	-	1	-	1			
Field Hockey	-	4	-	4	-	-	8	0	0%
Football	-	-	-	38	-	-	38	0	0%
Gymnastics	Artistic	3	-	2	-	5	16	0	0%
	Rhythmic	2	-	2	-	4			
	Acrobatic	2	-	1	-	3			
	Aerobic	1	-	1	-	2			
	Tumbling	1	-	-	-	1			
	Trampoline	1	-	-	-	1			
Handball	Indoor	-	-	13	-	13	15	0	0%
	Beach	2	-	-	-	2			
Judo	-	-	-	12	-	-	12	0	0%
Modern Pentathlon	-	-	-	4	-	-	4	0	0%
Rowing	-	1	-	40	-	-	41	0	0%



**Table 21: HBOC Tests Conducted in ASOIF Sport/Disciplines (Blood) - continued**

Sports	Disciplines	IC		OOC		Sub Total	Total Samples	Total AAFs	% AAF
		Samples	AAF	Samples	AAF				
Rugby Union	Fifteens	-	-	153	-	153	213	0	0%
	Sevens	-	-	60	-	60			
Table Tennis	-	1	-	-	-	-	1	0	0%
Taekwondo	Sparring	-	-	5	-	-	5	0	0%
Tennis	-	20	-	180	-	-	200	0	0%
Triathlon	Triathlon	12	-	25	-	37	38	0	0%
	Duathlon	-	-	1	-	1			
Volleyball	Volleyball	-	-	18	-	18	19	0	0%
	Hall (R)	-	-	1	-	1			
Weightlifting	-	45	-	151	-	-	196	0	0%
Wrestling	Wrestling	3	-	11	-	14	27	0	0%
	Freestyle	1	-	5	-	6			
	Greco-Roman	2	-	3	-	5			
	Women's Freestyle	-	-	2	-	2			
<b>Totals</b>		<b>247</b>	<b>0</b>	<b>1512</b>	<b>0</b>		<b>1,759</b>	<b>0</b>	<b>0%</b>

Table 22: HBT (Transfusion) Tests Conducted in ASOIF Sport/Disciplines (Blood)

Sports	Disciplines	IC		OOC		Sub Total	Total Samples	Total AAFs	% AAF
		Samples	AAF	Samples	AAF				
Aquatics	Swimming Middle Distance 200-400m	12	-	30	-	42	112	0	0%
	Open Water	12	-	12	-	24			
	Swimming Sprint 100m or less	-	-	22	-	22			
	Swimming Long Distance 800m or greater	11	-	8	-	19			
	Water Polo	-	-	4	-	4			
	Swimming	-	-	1	-	1			
Archery	-	-	-	-	-	0	0	0%	
Athletics	Long Distance 3000m or greater	-	-	20	-	20	37	0	0%
	Middle Distance 800-1500m	-	-	6	-	6			
	Sprint 400m or less	-	-	5	-	5			
	Marathon	-	-	3	-	3			
	Race Walk	-	-	2	-	2			
	Combined Events	-	-	1	-	1			
Badminton	-	-	-	-	-	0	0	0%	
Basketball	-	-	-	-	-	0	0	0%	
Boxing	-	-	-	-	-	0	0	0%	
Canoe/Kayak	Sprint 200m	-	-	4	-	4	4	0	0%
Cycling	Road	1	-	31	-	32	37	0	0%
	Track Sprint	-	-	5	-	5			
Equestrian	-	-	-	-	-	0	0	0%	
Fencing	-	-	-	-	-	0	0	0%	
Field Hockey	-	-	-	-	-	0	0	0%	
Football	-	-	4	-	4	4	0	0%	
Golf	-	-	-	-	-	0	0	0%	
Gymnastics	-	-	-	-	-	0	0	0%	
Handball	-	-	-	-	-	0	0	0%	
Judo	-	-	-	-	-	0	0	0%	
Modern Pentathlon	-	-	-	-	-	0	0	0%	
Rowing	-	-	5	-	5	5	0	0%	
Rugby Union	-	-	-	-	-	0	0	0%	
Sailing	-	-	-	-	-	0	0	0%	
Shooting	-	-	-	-	-	0	0	0%	
Sports	-	-	-	-	-	0	0	0%	
Table Tennis	-	-	-	-	-	0	0	0%	
Taekwondo	-	-	-	-	-	0	0	0%	
Tennis	-	-	1	-	1	1	0	0%	
Triathlon	-	6	-	-	-	6	6	0	0%
Volleyball	-	-	-	-	-	0	0	0%	
Weightlifting	-	-	-	-	-	0	0	0%	
Wrestling	-	-	-	-	-	0	0	0%	
<b>Totals</b>		<b>42</b>	<b>0</b>	<b>164</b>	<b>0</b>	<b>206</b>	<b>0</b>	<b>0%</b>	

**Table 23: GC/C/IRMS Tests Conducted in AIOWF Sport/Disciplines (Urine)**

Sports	Disciplines	IC				OOC				Sub Total	Total Samples	Total AAFs	% AAF
		Samples	Inc*	ATF**	AAF	Samples	Inc*	ATF**	AAF				
Biathlon	-	5	-	1	-	28	1	-	-	33	33	0	0%
Bobsleigh	Bobsleigh	2	-	-	-	47	-	-	-	49	57	0	0%
	Skeleton	1	-	-	-	7	-	-	-	8			
Curling	-	2	-	-	-	3	-	-	-	5	5	0	0%
Ice Hockey	-	50	-	1	-	46	-	-	-	96	96	0	0%
Luge	-	1	-	-	-	10	-	-	1	11	11	1	9%
Skating	Speed Skating greater than 1500m	5	-	-	-	16	-	-	-	21	79	1	1.3%
	Speed Skating 1500m or less	10	-	-	-	11	-	-	1	21			
	Short Track	11	-	-	-	7	-	-	-	18			
	Figure Skating	6	-	-	-	11	-	-	-	17			
	Synchronized Skating	-	-	-	-	2	-	-	-	2			
Skiing	Cross-Country	18	-	-	-	53	-	-	-	71	135	0	0%
	Freestyle	4	-	-	-	13	-	-	-	17			
	Alpine	2	-	-	-	13	-	-	-	15			
	Snowboard	4	-	-	-	9	-	-	-	13			
	Ski Jumping	4	3	-	-	7	-	-	-	11			
	Nordic Combined	3	-	-	-	5	-	-	-	8			
<b>Totals</b>		<b>128</b>		<b>0</b>		<b>288</b>		<b>2</b>		<b>416</b>	<b>2</b>	<b>0.5%</b>	

\* The GC/C/IRMS result is inconclusive due to technical limitations (insufficient sample volume, very low concentrations of TCs or ERCs, presence of interfering compounds, etc.)

\*\* The GC/C/IRMS result does not meet the positivity criteria; however is not consistent with the endogenous origin of the target compound(s) in the laboratory's opinion.

**Table 24: GC/C/IRMS Tests Conducted in AIOWF Sport/Disciplines for 19-norandrosterone (Urine)**

Sports	Disciplines	IC			OOC		Sub Total	Total Samples	Total AAFs	% AAF
		Samples		AAF	Samples	AAF				
Ice Hockey	-	1	-	-	-	-	-	1	0	0%
Skiing	Cross-Country	1	-	-	-	-	-	1	0	0%
<b>Totals</b>		<b>2</b>		<b>0</b>	<b>0</b>	<b>0</b>		<b>2</b>	<b>0</b>	<b>0%</b>

**No GC/C/IRMS tests for Boldenone were recorded in ADAMS for AIOWF Sport/Disciplines**

**Table 25: ESA Tests Conducted in AIOWF Sport/Disciplines (Urine and Blood)**

		Urine				Sub Total	Total Samples	Total AAFs	% AAF
Sports	Disciplines	IC Samples	AAF	OOC Samples	AAF				
Biathlon	-	592	-	899	-	1542	1491	0	0%
Bobsleigh	Bobsleigh	11	-	72	-	83	104	0	0%
	Skeleton	2	-	19	-	21			
Curling	-	-	-	1	-	1	1	0	0%
Ice Hockey	-	166	-	154	-	321	320	0	0%
Luge	-	-	-	2	-	2	2	0	0%
Skating	Speed Skating greater than 1500m	124	-	303	-	432	1307	0	0%
	Speed Skating 1500m or less	136	-	278	-	416			
	Short Track	67	-	270	-	342			
	Figure Skating	61	-	62	-	124			
	Synchronized Skating	3	-	2	-	5			
	Speed Skating	-	-	1	-	1			
Skiing	Cross-Country	393	1	868	-	1275	1981	1	0%
	Nordic Combined	65	-	191	-	258			
	Alpine	14	-	222	-	239			
	Snowboard	23	-	84	-	110			
	Freestyle	7	-	92	-	101			
	Ski Jumping	-	-	22	-	22			
<b>Totals</b>		<b>1,664</b>	<b>1</b>	<b>3,542</b>	<b>0</b>		<b>5,206</b>	<b>1</b>	<b>0.02%</b>

		Blood				Sub Total	Total Samples	Total AAFs	% AAF
Sports	Disciplines	IC Samples	AAF	OOC Samples	AAF				
Biathlon	-	71	-	93	-	-	164	0	0%
Bobsleigh	-	-	-	-	-	-	-	0	0%
Curling	-	-	-	-	-	-	-	0	0%
Ice Hockey	-	8	-	-	-	-	8	0	0%
Luge	-	-	-	-	-	-	-	0	0%
Skating	Short Track	6	-	65	-	71	173	0	0%
	Speed Skating greater than 1500m	16	-	48	-	64			
	Speed Skating 1500m or less	12	-	24	-	36			
	Figure Skating	-	-	2	-	2			
Skiing	Cross-Country	7	-	70	-	77	90	0	0%
	Freestyle	-	-	10	-	10			
	Alpine	-	-	1	-	1			
	Snowboard	-	-	1	-	1			
	Nordic Combined	-	-	1	-	1			
<b>Totals</b>		<b>120</b>	<b>0</b>	<b>315</b>	<b>0</b>		<b>435</b>	<b>0</b>	<b>0%</b>

**Table 26: GHRF(GHS/GHRP) Tests Conducted in AIOWF Sport/Disciplines (Urine)**

Sports	Disciplines	IC		OOC		Sub Total	Total Samples	Total AAFs	% AAF
		Samples	AAF	Samples	AAF				
Biathlon	-	86	-	405	-	-	491	0	0%
Bobsleigh	Bobsleigh	61	-	312	-	373	515	0	0%
	Skeleton	33	-	109	-	142			
Curling	-	82	-	66	-	-	148	0	0%
Ice Hockey	-	273	-	504	-	-	777	0	0%
Luge	-	69	-	195	-	-	264	0	0%
Skating	Speed Skating 1500m or less	164	-	275	-	439	1347	0	0%
	Speed Skating greater than 1500m	105	-	233	-	338			
	Short Track	76	-	198	-	274			
	Figure Skating	106	-	162	-	268			
	Synchronized Skating	9	-	17	-	26			
	Speed Skating	-	-	2	-	2			
Skiing	Cross-Country	113	-	371	-	484	1551	0	0%
	Alpine	79	-	269	-	348			
	Freestyle	51	-	213	-	264			
	Snowboard	40	-	220	-	260			
	Nordic Combined	20	-	90	-	110			
	Ski Jumping	9	-	76	-	85			
<b>Totals</b>		<b>1376</b>	<b>0</b>	<b>3717</b>	<b>0</b>		<b>5,093</b>	<b>0</b>	<b>0%</b>

**Table 27: GHRF(GHRH) Tests Conducted in AIOWF Sport/Disciplines (Urine)**

Sports	Disciplines	IC		OOC		Sub Total	Total Samples	Total AAFs	% AAF
		Samples	AAF	Samples	AAF				
Biathlon	-	-	-	54	-	54	54	0	0%
Bobsleigh	Bobsleigh	37	-	76	-	113	162	0	0%
	Skeleton	6	-	43	-	49			
Curling	-	32	-	8	-	40	40	0	0%
Ice Hockey	-	16	-	113	-	129	129	0	0%
Luge	-	-	-	48	-	48	48	0	0%
Skating	Speed Skating 1500m or less	35	-	89	-	124	278	0	0%
	Speed Skating greater than 1500m	29	-	57	-	86			
	Short Track	22	-	35	-	57			
	Figure Skating	-	-	11	-	11			
Skiing	Freestyle	17	-	83	-	100	400	0	0%
	Alpine	53	-	46	-	99			
	Cross-Country	24	-	54	-	78			
	Snowboard	8	-	64	-	72			
	Nordic Combined	7	-	28	-	35			
	Ski Jumping	2	-	14	-	16			
<b>Totals</b>		<b>288</b>	<b>0</b>	<b>823</b>	<b>0</b>		<b>1,111</b>	<b>0</b>	<b>0%</b>

Table 28: GnRH Tests Conducted in AIOWF Sport/Disciplines (Urine)

Sports	Disciplines	IC		OOC		Sub Total	Total Samples	Total AAFs	% AAF
		Samples	AAF	Samples	AAF				
Biathlon	-	25	-	261	-	-	286	0	0%
Bobsleigh	Bobsleigh	60	-	266	-	326	437	0	0%
	Skeleton	23	-	88	-	111			
Curling	-	78	-	46	-	-	124	0	0%
Ice Hockey	-	184	-	326	-	-	510	0	0%
Luge	-	10	-	141	-	-	151	0	0%
Skating	Speed Skating 1500m or less	128	-	206	-	334	882	0	0%
	Speed Skating greater than 1500m	58	-	164	-	222			
	Short Track	55	-	131	-	186			
	Figure Skating	53	-	77	-	130			
	Synchronized Skating	9	-	1	-	10			
Skiing	Cross-Country	73	-	266	-	339	1074	0	0%
	Freestyle	50	-	173	-	223			
	Alpine	65	-	142	-	207			
	Snowboard	30	-	142	-	172			
	Nordic Combined	8	-	71	-	79			
	Ski Jumping	8	-	46	-	54			
<b>Totals</b>		<b>917</b>	<b>0</b>	<b>2547</b>	<b>0</b>		<b>3,464</b>	<b>0</b>	<b>0%</b>

Table 29: Insulin Tests Conducted in AIOWF Sport/Disciplines (Urine and Blood)

Sports	Disciplines	IC		OOC		Sub Total	Total Samples	Total AAFs	% AAF
		Samples	AAF	Samples	AAF				
Biathlon	-	-	-	17	-	17	17	0	0%
Bobsleigh	-	-	-	1	-	1	1	0	0%
Curling	-	-	-	-	-	-	0	0	0%
Ice Hockey	-	-	-	59	-	59	59	0	0%
Luge	-	-	-	-	-	-	0	0	0%
Skating	Short Track	-	-	21	-	21	43	0	0%
	Speed Skating 1500m or less	-	-	11	-	11			
	Speed Skating greater than 1500m	-	-	11	-	11			
Skiing	Cross-Country	-	-	30	-	30	62	0	0%
	Nordic Combined	-	-	22	-	22			
	Freestyle	-	-	9	-	9			
	Alpine	-	-	1	-	1			
<b>Totals</b>		<b>0</b>	<b>0</b>	<b>182</b>	<b>0</b>		<b>182</b>	<b>0</b>	<b>0%</b>

Sports	Disciplines	IC		OOC		Sub Total	Total Samples	Total AAFs	% AAF
		Samples	AAF	Samples	AAF				
Bobsleigh	-	-	-	1	-	-	1	0	0%
<b>Totals</b>		<b>0</b>	<b>0</b>	<b>1</b>	<b>0</b>		<b>1</b>	<b>0</b>	<b>0%</b>

**Table 30: IGF-I Tests Conducted in AIOWF Sport/Disciplines (Urine and Blood)**

Sports	Disciplines	Urine				Sub Total	Total Samples	Total AAFs	% AAF
		IC Samples	AAF	OOB Samples	AAF				
Biathlon	-	-	-	16	-	16	16	0	0%
Bobsleigh	-	-	-	1	-	1	1	0	0%
Curling	-	-	-	-	-	-	0	0	0%
Ice Hockey	-	-	-	42	-	42	42	0	0%
Luge	-	-	-	-	-	-	0	0	0%
Skating	Short Track	1	-	7	-	8	17	0	0%
	Speed Skating greater than 1500m	-	-	5	-	5			
	Speed Skating 1500m or less	-	-	4	-	4			
Skiing	Cross-Country	-	-	28	-	28	57	0	0%
	Nordic Combined	-	-	20	-	20			
	Freestyle	-	-	9	-	9			
<b>Totals</b>		<b>1</b>	<b>0</b>	<b>132</b>	<b>0</b>		<b>133</b>	<b>0</b>	<b>0%</b>

Sports	Disciplines	Blood				Sub Total	Total Samples	Total AAFs	% AAF
		IC Samples	AAF	OOB Samples	AAF				
Biathlon	-	-	-	-	-	-	0	0	0%
Bobsleigh	Bobsleigh	-	-	10	-	10	11	0	0%
	Skeleton	-	-	1	-	1			
Curling	-	-	-	-	-	-	0	0	0%
Ice Hockey	-	-	-	3	-	3	3	0	0%
Luge	-	2	-	1	-	3	3	0	0%
Skating	Speed Skating 1500m or less	9	-	6	-	15	22	0	0%
	Figure Skating	-	-	3	-	3			
	Speed Skating greater than 1500m	-	-	2	-	2			
	Short Track	-	-	2	-	2			
Skiing	Cross-Country	-	-	5	-	5	9	0	0%
	Alpine	-	-	3	-	3			
	Freestyle	-	-	1	-	1			
<b>Totals</b>		<b>11</b>	<b>0</b>	<b>37</b>	<b>0</b>		<b>48</b>	<b>0</b>	<b>0%</b>

**Table 31: hGH Isoforms Tests Conducted in AIOWF Sport/Disciplines (Blood)**

Sports	Disciplines	IC		OOC		sub total	Total Samples	Total AAFs	% AAF
		Samples	AAF	Samples	AAF				
Biathlon	-	49	-	132	-	-	181	0	0%
Bobsleigh	Bobsleigh	3	-	73	-	76	91	0	0%
	Skeleton	2	-	13	-	15			
Curling	-	-	-	-	-	-	0	0	0%
Ice Hockey	-	48	-	169	-	-	217	0	0%
Luge	-	8	-	9	-	-	17	0	0%
Skating	Short Track	2	-	126	-	128	308	0	0%
	Speed Skating 1500m or less	24	-	58	-	82			
	Speed Skating greater than 1500m	14	-	63	-	77			
	Figure Skating	3	-	15	-	18			
	Synchronized Skating	-	-	3	-	3			
Skiing	Cross-Country	35	-	149	-	184	400	0	0%
	Alpine	2	-	85	-	87			
	Nordic Combined	8	-	44	-	52			
	Freestyle	-	-	37	-	37			
	Ski Jumping	-	-	22	-	22			
	Snowboard	-	-	18	-	18			
<b>Totals</b>		<b>198</b>	<b>0</b>	<b>1,016</b>	<b>0</b>		<b>1,214</b>	<b>0</b>	<b>0%</b>

**Table 32: hGH Biomarkers Tests Conducted in AIOWF Sport/Disciplines (Blood)**

Sports	Disciplines	IC		OOC		sub total	Total Samples	Total AAFs	% AAF
		Samples	AAF	Samples	AAF				
Biathlon	-	52	-	101	-	-	153	0	0%
Bobsleigh	Bobsleigh	3	-	87	-	90	101	0	0%
	Skeleton	2	-	9	-	11			
Curling	-	-	-	-	-	-	0	0	0%
Ice Hockey	-	20	-	63	-	-	83	0	0%
Luge	-	2	-	5	-	-	7	0	0%
Skating	Speed Skating 1500m or less	9	-	40	-	49	136	0	0%
	Speed Skating greater than 1500m	9	-	30	-	39			
	Short Track	2	-	31	-	33			
	Figure Skating	2	-	13	-	15			
Skiing	Cross-Country	-	-	213	-	213	414	0	0%
	Alpine	21	-	115	-	136			
	Nordic Combined	-	-	31	-	31			
	Snowboard	-	-	14	-	14			
	Freestyle	-	-	13	-	13			
	Ski Jumping	-	-	7	-	7			
<b>Totals</b>		<b>122</b>	<b>0</b>	<b>772</b>	<b>0</b>		<b>894</b>	<b>0</b>	<b>0%</b>



**Table 33: HBOC Tests Conducted in AIOWF Sport/Disciplines (Blood)**

Sports	Disciplines	IC		OOC		Sub Total	Total Samples	Total AAFs	% AAF
		Samples	AAF	Samples	AAF				
Biathlon	-	-	-	18	-	-	18	0	0%
Bobsleigh	-	-	-	17	-	-	17	0	0%
Curling	-	-	-	-	-	-	0	0	0%
Ice Hockey	-	-	-	11	-	-	11	0	0%
Luge	-	-	-	-	-	-	0	0	0%
Skating	Short Track	-	-	68	-	68	143	0	0%
	Speed Skating greater than 1500m	-	-	51	-	51			
	Speed Skating 1500m or less	-	-	24	-	24			
Skiing	Cross-Country	-	-	49	-	49	63	0	0%
	Freestyle	-	-	8	-	8			
	Alpine	-	-	3	-	3			
	Nordic Combined	-	-	2	-	2			
	Snowboard	-	-	1	-	1			
<b>Totals</b>		<b>0</b>	<b>0</b>	<b>252</b>	<b>0</b>		<b>252</b>	<b>0</b>	<b>0%</b>

**Table 34: HBT (Transfusion) Tests Conducted in AIOWF Sport/Disciplines (Blood)**

Sports	Disciplines	IC		OOC		Sub Total	Total Samples	Total AAFs	% AAF
		Samples	AAF	Samples	AAF				
Biathlon	-	-	-	16	-	-	16	0	0%
Bobsleigh	-	-	-	-	-	-	0	0	0%
Curling	-	-	-	-	-	-	0	0	0%
Ice Hockey	-	-	-	-	-	-	0	0	0%
Luge	-	-	-	-	-	-	0	0	0%
Skating	Speed Skating 1500m or less	3	-	1	-	4	9	0	0%
	Short Track	-	-	3	-	3			
	Speed Skating greater than 1500m	-	-	2	-	2			
Skiing	Cross-Country	-	-	16	-	16	29	0	0%
	Nordic Combined	-	-	12	-	12			
	Alpine	-	-	1	-	1			
<b>Totals</b>		<b>3</b>	<b>0</b>	<b>51</b>	<b>0</b>		<b>54</b>	<b>0</b>	<b>0%</b>

**Table 35: GC/C/IRMS Tests Conducted in ARISF Sport/Disciplines (Urine)**

Sports	Disciplines	IC				OOC				Sub Total	Total Samples	Total AAFs	% AAF
		Samples	Inc*	ATF**	AAF	Samples	Inc*	ATF**	AAF				
American Football	-	14	-	-	-	12	-	-	-	26	26	0	0%
Automobile Sports	Automobile Sports	6	-	-	1	3	-	-	-	9	13	2	15%
	Rally	4	-	1	1	-	-	-	-	4			
Bandy	-	-	-	-	-	1	-	-	-	-	1	0	0%
Baseball / Softball	Baseball	21	-	-	-	7	-	-	-	28	31	0	0%
	Softball	-	-	-	-	3	-	-	-	3			
Basque Pelota	-	1	-	-	-	-	-	-	-	-	1	0	0%
Billiards Sports	Billiards	-	-	-	-	1	-	-	-	1	2	0	0%
	Pool	1	-	-	-	-	-	-	-	1			
Boules Sports	Petanque	3	-	-	-	-	-	-	-	3	6	1	17%
	Boules Sports	2	-	-	1	-	-	-	-	2			
	Lawn Bowl	-	-	-	-	1	-	-	-	1			
Bowling	-	2	-	1	-	1	-	-	-	-	3	0	0%
Bridge	-	1	-	-	-	-	-	-	-	-	1	0	0%
Cheer	-	2	-	-	-	-	-	-	-	-	2	0	0%
Cricket	-	13	1	2	-	12	-	-	-	-	25	0	0%
DanceSport	-	2	-	-	-	-	-	-	-	-	2	0	0%
Floorball	-	8	-	-	-	1	-	-	-	-	9	0	0%
Flying Disc	Ultimate	1	-	-	-	-	-	-	-	-	1	0	0%
Karate	-	23	1	-	-	10	-	-	-	-	33	0	0%
Korfball	-	1	-	-	-	-	-	-	-	-	1	0	0%
Lifesaving	Pool	4	-	-	-	-	-	-	-	4	5	0	0%
	Life Saving	1	-	-	-	-	-	-	-	1			
Motorcycling	Motocross	18	-	-	-	-	-	-	-	18	27	0	0%
	Trial	3	-	-	-	-	-	-	-	3			
	Motorcycle Racing	2	-	-	-	-	-	-	-	2			
	Road Racing	2	-	-	-	-	-	-	-	2			
	Speedway	2	-	-	-	-	-	-	-	2			
Mountaineering and Climbing	Mountain Running (R)	2	-	-	-	-	-	-	-	2	4	0	0%
	Ski Mountaineering	2	-	-	-	-	-	-	-	2			
Muaythai	-	2	-	-	-	2	-	-	-	-	4	0	0%
Netball	-	1	-	-	-	2	-	-	-	-	3	0	0%
Orienteering	Orienteering	2	-	-	-	-	-	-	-	2	4	0	0%
	Foot Orienteering	1	-	-	-	-	-	-	-	1			
	Mountain Bike Orienteering	1	-	-	-	-	-	-	-	1			
Powerboating	Aquabike	1	-	-	1	-	-	-	-	1	2	1	50%
	Circuit	1	-	-	-	-	-	-	-	1			
Racquetball	-	2	-	-	-	-	-	-	-	-	2	0	0%
Roller Sports	Inline Speed Skating Sprint 1000m or less	4	-	-	-	5	-	-	-	9	17	0	0%
	Hockey	3	-	-	-	-	-	-	-	3			
	Inline Hockey (R)	3	-	-	-	-	-	-	-	3			
	Inline Speed Skating Distance greater than 1000m	2	-	-	-	-	-	-	-	2			
Ski Mountaineering	-	2	-	-	-	4	-	-	-	-	6	0	0%
Sport Climbing	Lead	2	-	-	-	-	-	-	-	2	4	0	0%
	Speed	2	-	-	-	-	-	-	-	2			
Squash	-	4	-	-	-	1	-	-	-	-	5	0	0%
Sumo	-	12	-	-	-	-	-	-	-	-	12	0	0%
Surfing	-	1	-	-	-	-	-	-	-	-	1	0	0%
Tug of War	-	1	-	-	-	-	-	-	-	-	1	0	0%

**Table 35: GC/C/IRMS Tests Conducted in ARISF Sport/Disciplines (Urine) - continued**

Sports	Disciplines	IC				OOC				Sub Total	Total Samples	Total AAFs	% AAF
		Samples	Inc*	ATF**	AAF	Samples	Inc*	ATF**	AAF				
Underwater Sports	Finswimming Pool	3	-	-	-	1	-	-	-	4	7	0	0%
	Apnoea (all subdisciplines)	1	-	-	-	-	-	-	-	1			
	UW Orienteering	1	-	-	-	-	-	-	-	1			
	UW Rugby	1	-	-	-	-	-	-	-	1			
Waterskiing	Wakeboard Boat	2	-	-	-	-	-	-	-	2	4	0	0%
	Racing Water Ski	1	-	-	-	-	-	-	-	1			
	Tournament	-	-	-	-	1	-	-	-	1			
Wushu	Sanda	5	-	-	1	1	-	-	-	6	8	1	13%
	Taolu	1	-	-	-	1	-	-	-	2			
<b>Totals</b>		<b>203</b>			<b>5</b>	<b>70</b>			<b>0</b>		<b>273</b>	<b>5</b>	<b>1.8%</b>

\* The GC/C/IRMS result is inconclusive due to technical limitations (insufficient sample volume, very low concentrations of TCs or ERCs, presence of interfering compounds, etc.)

\*\* The GC/C/IRMS result does not meet the positivity criteria; however is not consistent with the endogenous origin of the target compound(s) in the laboratory's opinion.

Table 36: GC/C/IRMS Tests Conducted in ARISF Sport/Disciplines for 19-norandrosterone (Urine)

Sports	Disciplines	IC		OOC		Sub Total	Total Samples	Total AAFs	% AAF
		Samples	AAF	Samples	AAF				
Underwater Sports	Finswimming Pool	-	-	1	-	-	2	0	0%
Baseball	-	1	1	-	-	-	1	1	100%
	<b>Totals</b>	<b>1</b>	<b>1</b>	<b>0</b>	<b>0</b>		<b>1</b>	<b>1</b>	<b>100%</b>

Table 37: GC/C/IRMS Tests Conducted in ARISF Sport/Disciplines for Boldenone (Urine)

Sports	Disciplines	IC		OOC		Sub Total	Total Samples	Total AAFs	% AAF
		Samples	AAF	Samples	AAF				
American Football	-	1	-	-	-	-	1	0	0%
	<b>Totals</b>	<b>1</b>	<b>0</b>	<b>0</b>	<b>0</b>		<b>1</b>	<b>0</b>	<b>0%</b>

**Table 38: ESA Tests Conducted in ARISF Sport/Disciplines (Urine and Blood)**

Sports	Disciplines	Urine				Sub Total	Total Samples	Total AAFs	% AAF
		IC Samples	AAF	OOB Samples	AAF				
American Football	-	20	-	14	-	-	<b>34</b>	<b>0</b>	0%
Automobile Sports	Automobile Sports	19	-	2	-	21	<b>22</b>	<b>0</b>	0%
	Rally	1	-	-	-	1			
Bandy	-	2	-	1	-	-	<b>3</b>	<b>0</b>	0%
Baseball	-	34	-	21	-	-	<b>55</b>	<b>0</b>	0%
Basque Pelota	-	2	-	-	-	-	<b>2</b>	<b>0</b>	0%
Billiards Sports	Billiards	6	-	-	-	-	<b>6</b>	<b>0</b>	0%
Cheer	-	8	-	4	-	-	<b>12</b>	<b>0</b>	0%
Cricket	-	37	-	41	-	-	<b>78</b>	<b>0</b>	0%
DanceSport	DanceSport	10	-	3	-	13	<b>19</b>	<b>0</b>	0%
	Standard	-	-	2	-	2			
	Youth	-	-	2	-	2			
	Formation	1	-	-	-	1			
	Latin	1	-	-	-	1			
Floorball	-	8	-	12	-	-	<b>20</b>	<b>0</b>	0%
Flying Disc	Ultimate	1	-	2	-	3	<b>4</b>	<b>0</b>	0%
	Flying Disc	-	-	1	-	1			
Karate	-	46	-	51	-	-	<b>97</b>	<b>0</b>	0%
Korfball	-	5	-	3	-	-	<b>8</b>	<b>0</b>	0%
Lifesaving	Pool	39	-	6	-	45	<b>59</b>	<b>0</b>	0%
	Ocean	3	-	9	-	12			
	Lifesaving	1	-	1	-	2			
Motorcycling	Motocross	23	-	3	-	26	<b>45</b>	<b>0</b>	0%
	Road Racing	7	-	-	-	7			
	Motorcycle Racing	4	-	-	-	4			
	Supercross	2	-	-	-	2			
	Speedway	2	-	-	-	2			
	Trial	1	-	-	-	1			
	Track Racing	1	-	-	-	1			
	Enduro	1	-	-	-	1			
	All-Terrain	1	-	-	-	1			
Mountaineering and Climbing	Mountain Running (R)	18	-	1	-	19	<b>39</b>	<b>0</b>	0%
	Mountaineering and Climbing	6	-	2	-	8			
	Ski Mountaineering	4	-	1	-	5			
	Ice Climbing	1	-	3	-	4			
	Climbing	-	-	3	-	3			
Muaythai	-	18	-	17	-	-	<b>35</b>	<b>0</b>	0%
Netball	-	4	-	16	-	-	<b>20</b>	<b>0</b>	0%
Orienteering	Orienteering	20	-	11	-	31	<b>57</b>	<b>0</b>	0%
	Foot Orienteering	2	-	12	-	14			
	Ski Orienteering	4	-	4	-	8			
	Mountain Bike Orienteering	-	-	4	-	4			
Racquetball	-	1	-	6	-	-	<b>7</b>	<b>0</b>	0%

**Table 38: ESA Tests Conducted in ARISF Sport/Disciplines (Urine and Blood) - continued**

		Urine				Sub Total	Total Samples	Total AAFs	% AAF
Sports	Disciplines	IC Samples	AAF	OOB Samples	AAF				
Roller Sports	Inline Speed Skating Distance greater than 1000m	96	-	20	-	116	262	0	0%
	Inline Speed Skating Sprint 1000m or less	62	-	39	-	101			
	Artistic	11	-	3	-	14			
	Hockey	10	-	1	-	11			
	Inline Hockey (R)	4	-	4	-	8			
	Rink Hockey (R)	6	-	-	-	6			
	Alpine & Downhill	2	-	-	-	2			
	Skateboarding	1	-	-	-	1			
	Roller Sports	1	-	-	-	1			
	Inline Freestyle	1	-	-	-	1			
Roller Freestyle	1	-	-	-	1				
Ski Mountaineering	-	23	-	34	-	57	0	0%	
Softball	-	21	-	10	-	31	0	0%	
Sport Climbing	Lead	11	-	1	-	12	24	0	0%
	Boulder	4	-	3	-	7			
	Speed	4	-	1	-	5			
Squash	-	15	-	17	-	32	0	0%	
Sumo	-	4	-	1	-	5	0	0%	
Surfing	Surfing	11	-	1	-	12	15	0	0%
	Stand Up Paddle	3	-	-	-	3			
Tug of War	-	4	-	3	-	7	0	0%	
Underwater Sports	Finswimming Pool	26	-	15	-	41	71	0	0%
	Apnoea (all subdisciplines)	9	-	-	-	9			
	Finswimming Open Water	5	-	3	-	8			
	UW Rugby	2	-	2	-	4			
	UW Hockey	1	-	2	-	3			
	UW Orienteering	2	-	1	-	3			
	Sport Diving	2	-	-	-	2			
	Spearfishing	1	-	-	-	1			
Waterskiing	Wakeboard Boat	8	-	7	-	15	22	0	0%
	Tournament	3	-	1	-	4			
	Barefoot	-	-	1	-	1			
	Cable Wakeboard	-	-	1	-	1			
	Cableski	-	-	1	-	1			
Wushu	Sanda	16	-	9	-	25	35	0	0%
	Taolu	4	-	6	-	10			
<b>Totals</b>		<b>738</b>	<b>0</b>	<b>445</b>	<b>0</b>	<b>1,183</b>	<b>0</b>	<b>0%</b>	

		Blood				Sub Total	Total Samples	Total AAFs	% AAF
Sports	Disciplines	IC Samples	AAF	OOB Samples	AAF				
Cricket	-	-	-	1	-	-	1	0	0%
Karate	-	-	-	1	-	-	1	0	0%
Muaythai	-	1	-	-	-	-	1	0	0%
Roller Sports	Inline Speed Skating Distance greater than 1000m	1	-	6	-	7	8	0	0%
	Inline Speed Skating Sprint 1000m or less	-	-	1	-	1			
Underwater Sports	Finswimming Pool	1	-	-	-	-	1	0	0%
<b>Totals</b>		<b>3</b>	<b>0</b>	<b>9</b>	<b>0</b>	<b>12</b>	<b>0</b>	<b>0%</b>	

**Table 39: GHRF(GHS/GHRP) Tests Conducted in ARISF Sport/Disciplines (Urine)**

Sports	Disciplines	IC		OOC		Sub Total	Total Samples	Total AAFs	% AAF
		Samples	AAF	Samples	AAF				
Air Sports	Parachuting	4	-	-	-	-	4	0	0%
American Football	-	78	-	64	-	-	142	0	0%
Automobile Sports	-	28	-	4	-	-	32	0	0%
Bandy	-	5	-	-	-	-	5	0	0%
Baseball / Softball	Baseball	326	-	49	-	375	436	0	0%
	Softball	33	-	28	-	61			
Basque Pelota	-	2	-	-	-	-	2	0	0%
Boules Sports	Lawn Bowl	3	-	-	-	-	3	0	0%
Bowling	Bowling	13	-	9	-	22	25	0	0%
	Ten-Pin	-	-	3	-	3			
Cheer	-	10	-	4	-	-	14	0	0%
Cricket	-	61	-	119	-	-	180	0	0%
DanceSport	DanceSport	7	-	1	-	8	16	0	0%
	Standard	1	-	4	-	5			
	Rock'n'Roll	-	-	1	-	1			
	Formation	1	-	-	-	1			
	Latin	1	-	-	-	1			
Floorball	-	10	-	7	-	-	17	0	0%
Flying Disc	Ultimate	1	-	2	-	-	3	0	0%
Karate	-	83	-	63	1	-	146	1	0.7%
Korfball	-	4	-	4	-	-	8	0	0%
Lifesaving	Pool	28	-	3	-	31	35	0	0%
	Lifesaving	1	-	1	-	2			
	Ocean	2	-	-	-	2			
Motorcycling	Motocross	21	-	-	-	21	26	0	0%
	Track Racing	1	-	1	-	2			
	Motorcycle Racing	2	-	-	-	2			
	Speedway	-	-	1	-	1			
Mountaineering and Climbing	Mountaineering and Climbing	3	-	2	-	5	11	0	0%
	Ice Climbing	1	-	2	-	3			
	Mountain Running (R)	1	-	1	-	2			
	Climbing	-	-	1	-	1			
Muaythai	-	35	-	5	-	-	40	0	0%
Netball	-	1	-	33	-	-	34	0	0%
Orienteering	Foot Orienteering	7	-	8	-	15	31	0	0%
	Orienteering	7	-	6	-	13			
	Ski Orienteering	1	-	1	-	2			
	Mountain Bike Orienteering	-	-	1	-	1			
Racquetball	-	15	-	16	-	-	31	0	0%

**Table 39: GHRF(GHS/GHRP) Tests Conducted in ARISF Sport/Disciplines (Urine) - continued**

Sports	Disciplines	IC		OOC		Sub Total	Total Samples	Total AAFs	% AAF
		Samples	AAF	Samples	AAF				
Roller Sports	Inline Speed Skating Sprint 1000m or less	30	-	34	-	64	179	0	0%
	Inline Speed Skating Distance greater than 1000m	41	-	14	-	55			
	Artistic	18	-	6	-	24			
	Hockey	12	-	8	-	20			
	Inline Hockey (R)	5	-	3	-	8			
	Rink Hockey (R)	2	-	-	-	2			
	Alpine & Downhill	2	-	-	-	2			
	Skateboarding	1	-	-	-	1			
	Roller Freestyle	1	-	-	-	1			
	Inline Downhill (R)	1	-	-	-	1			
	Inline Freestyle	1	-	-	-	1			
<b>Ski Mountaineering</b>	-	3	-	14	-	-	<b>17</b>	<b>0</b>	<b>0%</b>
Sport Climbing	Lead	10	-	-	-	10	25	0	0%
	Speed	8	-	-	-	8			
	Boulder	4	-	3	-	7			
<b>Squash</b>	-	30	-	19	-	-	<b>49</b>	<b>0</b>	<b>0%</b>
<b>Sumo</b>	-	5	-	5	-	-	<b>10</b>	<b>0</b>	<b>0%</b>
Surfing	Surfing	7	-	1	-	8	10	0	0%
	Stand Up Paddle	2	-	-	-	2			
<b>Tug of War</b>	-	5	-	4	-	-	<b>9</b>	<b>0</b>	<b>0%</b>
Underwater Sports	Finswimming Pool	11	-	8	-	19	37	0	0%
	UW Rugby	2	-	3	-	5			
	UW Hockey	2	-	2	-	4			
	Apnoea (all subdisciplines)	3	-	-	-	3			
	Sport Diving	2	-	-	-	2			
	UW Orienteering	2	-	-	-	2			
	Finswimming Open Water	-	-	1	-	1			
	Spearfishing	1	-	-	-	1			
Waterskiing	Wakeboard Boat	9	-	4	-	13	30	0	0%
	Tournament	6	-	2	-	8			
	Racing Water Ski	2	-	2	-	4			
	Cableski	-	-	2	-	2			
	Cable Wakeboard	-	-	1	-	1			
	Barefoot	-	-	1	-	1			
	Slalom (R)	-	-	1	-	1			
Wushu	Sanda	15	-	12	-	27	34	0	0%
	Taolu	3	-	4	-	7			
	<b>Totals</b>	<b>1043</b>	<b>0</b>	<b>598</b>	<b>1</b>		<b>1,641</b>	<b>1</b>	<b>0.1%</b>



Table 40: GHRF(GHRH) Tests Conducted in ARISF Sport/Disciplines (Urine)

Sports	Disciplines	IC		OOC		Sub Total	Total Samples	Total AAFs	% AAF
		Samples	AAF	Samples	AAF				
American Football	American Football	11	-	11	-	-	22	0	0%
Baseball / Softball	Baseball	-	-	1	-	1	5	0	0%
	Softball	-	-	4	-	4			
Basque Pelota	-	2	-	-	-	-	2	0	0%
Bowling	-	-	-	3	-	-	3	0	0%
Cheer	-	2	-	-	-	-	2	0	0%
Cricket	-	14	-	34	-	-	48	0	0%
DanceSport	-	-	-	1	-	-	1	0	0%
Karate	-	13	-	11	-	-	24	0	0%
Motorcycling	Motocross	8	-	-	-	-	8	0	0%
Mountaineering and Climbing	-	-	-	1	-	-	1	0	0%
Muaythai	-	15	-	2	-	-	17	0	0%
Netball	-	-	-	5	-	-	5	0	0%
Orienteering	Foot Orienteering	-	-	2	-	2	3	0	0%
	Ski Orienteering	-	-	1	-	1			
Racquetball	-	-	-	3	-	-	3	0	0%
Roller Sports	Inline Speed Skating Sprint 1000m or less	17	-	24	-	41	71	0	0%
	Inline Speed Skating Distance greater than 1000m	16	-	9	-	25			
	Artistic	-	-	3	-	3			
	Hockey	-	-	2	-	2			
Squash	-	9	-	6	-	-	15	0	0%
Surfing	-	1	-	1	-	-	2	0	0%
Underwater Sports	Finswimming Pool	2	-	1	-	3	4	0	0%
	Apnoea (all subdisciplines)	1	-	-	-	1			
Waterskiing	Tournament	1	-	2	-	3	8	0	0%
	Wakeboard Boat	1	-	1	-	2			
	Barefoot	-	-	1	-	1			
	Cableski	-	-	1	-	1			
	Slalom (R)	-	-	1	-	1			
Wushu	Sanda	-	-	2	-	2	3	0	0%
	Taolu	-	-	1	-	1			
<b>Totals</b>		<b>113</b>	<b>0</b>	<b>134</b>	<b>0</b>		<b>247</b>	<b>0</b>	<b>0%</b>

**Table 41: GnRH Tests Conducted in ARISF Sport/Disciplines (Urine)**

Sports	Disciplines	IC		OOC		Sub Total	Total Samples	Total AAFs	% AAF
		Samples	AAF	Samples	AAF				
Air Sports	Parachuting	4	-	-	-	-	4	0	0%
American Football	-	46	-	52	-	-	98	0	0%
Automobile Sports	-	28	-	4	-	-	32	0	0%
Bandy	-	3	-	-	-	-	3	0	0%
Baseball / Softball	Baseball	229	-	38	-	267	301	0	0%
	Softball	15	-	19	-	34			
Basque Pelota	-	2	-	-	-	-	2	0	0%
Boules Sports	Lawn Bowl	3	-	-	-	-	3	0	0%
Bowling	Bowling	9	-	3	-	12	15	0	0%
	Ten-Pin	-	-	3	-	3			
Cheer	-	3	-	-	-	-	3	0	0%
Cricket	-	47	-	115	-	-	162	0	0%
DanceSport	Standard	1	-	4	-	5	10	0	0%
	DanceSport	3	-	-	-	3			
	Rock'n'Roll	-	-	1	-	1			
	Formation	1	-	-	-	1			
Floorball	-	5	-	4	-	-	9	0	0%
Flying Disc	Ultimate	-	-	1	-	-	1	0	0%
Karate	-	54	-	29	-	-	83	0	0%
Korfball	-	-	-	1	-	-	1	0	0%
Lifesaving	Pool	20	-	3	-	23	26	0	0%
	Ocean	2	-	-	-	2			
	Lifesaving	-	-	1	-	1			
Motorcycling	Motocross	11	-	-	-	11	14	0	0%
	Motorcycle Racing	2	-	-	-	2			
	Track Racing	1	-	-	-	1			
Mountaineering and Climbing	Mountaineering and Climbing	3	-	-	-	3	5	0	0%
	Mountain Running (R)	1	-	1	-	2			
Muaythai	-	23	-	1	-	-	24	0	0%
Netball	-	-	-	32	-	-	32	0	0%
Orienteering	Foot Orienteering	7	-	9	-	16	19	0	0%
	Ski Orienteering	-	-	2	-	2			
	Orienteering	1	-	-	-	1			
Racquetball	Racquetball	-	-	13	-	-	13	0	0%
Roller Sports	Inline Speed Skating Sprint 1000m or less	20	-	28	-	48	107	0	0%
	Inline Speed Skating Distance greater than 1000m	25	-	14	-	39			
	Hockey	4	-	7	-	11			
	Artistic	2	-	4	-	6			
	Inline Hockey (R)	1	-	1	-	2			
Skateboarding	1	-	-	-	1				
Ski Mountaineering	-	3	-	10	-	-	13	0	0%
Sport Climbing	Speed	7	-	-	-	7	11	0	0%
	Boulder	1	-	3	-	4			
Squash	-	21	-	9	-	-	30	0	0%
Surfing	-	1	-	1	-	-	2	0	0%
Tug of War	-	1	-	4	-	-	5	0	0%

Table 41: GnRH Tests Conducted in ARISF Sport/Disciplines (Urine) - continued

Sports	Disciplines	IC		OOC		Sub Total	Total Samples	Total AAFs	% AAF
		Samples	AAF	Samples	AAF				
Underwater Sports	Finswimming Pool	6	-	4	-	10	20	0	0%
	UW Rugby	1	-	3	-	4			
	UW Hockey	-	-	2	-	2			
	Sport Diving	2	-	-	-	2			
	Apnoea (all subdisciplines)	1	-	-	-	1			
	UW Orienteering	1	-	-	-	1			
Waterskiing	Wakeboard Boat	7	-	4	-	11	25	0	0%
	Tournament	6	-	2	-	8			
	Racing Water Ski	2	-	-	-	2			
	Cableski	-	-	2	-	2			
	Cable Wakeboard	-	-	1	-	1			
	Barefoot	-	-	1	-	1			
Wushu	Sanda	1	-	1	-	2	3	0	0%
	Taolu	-	-	1	-	1			
		<b>638</b>	<b>0</b>	<b>438</b>	<b>0</b>		<b>1,076</b>	<b>0</b>	<b>0%</b>

**Table 42: Insulin Tests Conducted in ARISF Sport/Disciplines (Urine and Blood)\***

Sports	Disciplines	Urine				Sub Total	Total Samples	Total AAFs	% AAF
		IC Samples	AAF	OOB Samples	AAF				
American Football	-	4	-	-	-	-	4	0	0%
Orienteering	Foot Orienteering	-	-	2	-	2	3	0	0%
	Ski Orienteering	-	-	1	-	1			
Ski Mountaineering	-	-	-	1	-	-	1	0	0%
		<b>4</b>	<b>0</b>	<b>4</b>	<b>0</b>		<b>8</b>	<b>0</b>	<b>0%</b>

\* No Insulin Tests in Blood were recorded in ADAMS for ARISF Sports

**Table 43: IGF-I Tests Conducted in ARISF Sport/Disciplines (Urine and Blood)\***

Sports	Disciplines	Urine				Sub Total	Total Samples	Total AAFs	% AAF
		IC Samples	AAF	OOB Samples	AAF				
American Football	-	-	-	1	-	-	1	0	0%
Orienteering	Foot Orienteering	-	-	2	-	2	3	0	0%
	Ski Orienteering	-	-	1	-	1			
		<b>0</b>	<b>0</b>	<b>4</b>	<b>0</b>		<b>4</b>	<b>0</b>	<b>0%</b>

Sports	Disciplines	Blood				Sub Total	Total Samples	Total AAFs	% AAF
		IC Samples	AAF	OOB Samples	AAF				
American Football	-	-	-	4	-	-	4	0	0%
Baseball	-	16	-	2	-	-	18	0	0%
		<b>16</b>	<b>0</b>	<b>6</b>	<b>0</b>		<b>22</b>	<b>0</b>	<b>0%</b>

**Table 44: hGH Isoforms Tests Conducted in ARISF Sport/Disciplines (Blood)**

Sports	Disciplines	IC		OOC		Sub Total	Total Samples	Total AAFs	% AAF
		Samples	AAF	Samples	AAF				
American Football	-	12	-	15	-	-	27	0	0%
Bandy	-	2	-	4	-	-	6	0	0%
Baseball / Softball	Baseball	3	-	9	-	12	13	0	0%
	Softball	1	-	-	-	1			
Cricket	-	-	-	1	-	-	1	0	0%
DanceSport	Standard	-	-	2	-	2	6	0	0%
	DanceSport	1	-	1	-	2			
	Youth	-	-	1	-	1			
	Rock'n'Roll	-	-	1	-	1			
Floorball	-	2	-	7	-	-	9	0	0%
Flying Disc	Ultimate	-	-	2	-	-	2	0	0%
Karate	-	16	-	14	-	-	30	0	0%
Lifesaving	Pool	2	-	2	-	-	4	0	0%
Mountaineering and Climbing	Climbing	-	-	1	-	-	1	0	0%
Muaythai	-	20	-	2	-	-	22	0	0%
Netball	-	-	-	1	-	-	1	0	0%
Orienteering	Orienteering	1	-	3	-	4	10	0	0%
	Mountain Bike Orienteering	2	-	1	-	3			
	Foot Orienteering	2	-	-	-	2			
	Ski Orienteering	1	-	-	-	1			
Powerboating	Aquabike	1	-	-	-	-	1	0	0%
Roller Sports	Inline Speed Skating Sprint 1000m or less	5	-	19	-	24	60	0	0%
	Inline Speed Skating Distance greater than 1000m	14	-	10	-	24			
	Hockey	8	-	1	-	9			
	Inline Hockey (R)	-	-	2	-	2			
	Artistic	-	-	1	-	1			
Ski Mountaineering	-	-	-	-	5	-	5	0	0%
Sport Climbing	Boulder	1	-	2	-	3	5	0	0%
	Speed	1	-	-	-	1			
	Lead	1	-	-	-	1			
Squash	-	8	-	3	-	-	11	0	0%
Sumo	-	2	-	-	-	-	2	0	0%
Tug of War	-	3	-	3	-	-	6	0	0%
Underwater Sports	Finswimming Pool	6	-	2	-	8	14	0	0%
	UW Rugby	-	-	2	-	2			
	Finswimming Open Water	-	-	1	-	1			
	UW Orienteering	-	-	1	-	1			
	Apnoea (all subdisciplines)	1	-	-	-	1			
	UW Hockey	-	-	1	-	1			
Waterskiing	Wakeboard Boat	2	-	2	-	4	5	0	0%
	Tournament	1	-	-	-	1			
Wushu	Sanda	4	-	1	-	5	7	0	0%
	Taolu	2	-	-	-	2			
<b>Totals</b>		<b>125</b>	<b>0</b>	<b>123</b>	<b>0</b>		<b>248</b>	<b>0</b>	<b>0%</b>

Table 45: hGH Biomarkers Tests Conducted in ARISF Sport/Disciplines (Blood)

Sports	Disciplines	IC		OOC		Sub Total	Total Samples	Total AAFs	% AAF
		Samples	AAF	Samples	AAF				
American Football	-	-	-	9	-	-	9	0	0%
Automobile Sports	-	-	-	1	-	-	1	0	0%
Baseball	-	18	-	9	-	-	27	0	0%
Cricket	-	-	-	52	-	-	52	0	0%
Floorball	-	-	-	2	-	-	2	0	0%
Karate	-	6	-	4	-	-	10	0	0%
Korfball	-	-	-	2	-	-	2	0	0%
Lifesaving	Lifesaving	-	-	2	-	2	6	0	0%
	Pool	-	-	2	-	2			
	Ocean	-	-	2	-	2			
Motorcycling	Motocross	-	-	10	-	-	10	0	0%
Muaythai	-	1	-	1	-	-	2	0	0%
Netball	-	2	-	4	-	-	6	0	0%
Orienteering	Foot Orienteering	-	-	2	-	2	4	0	0%
	Ski Orienteering	1	-	-	-	1			
	Orienteering	-	-	1	-	1			
Roller Sports	Hockey	8	-	-	-	8	11	0	0%
	Inline Speed Skating Sprint 1000m or less	1	-	2	-	3			
Ski Mountaineering	-	-	-	6	-	-	6	0	0%
Sport Climbing	Boulder	-	-	1	-	-	1	0	0%
Tug of War	-	-	-	3	-	-	3	0	0%
Underwater Sports	Finswimming Open Water	-	-	1	-	1	3	0	0%
	UW Orienteering	-	-	1	-	1			
	Finswimming Pool	-	-	1	-	1			
Waterskiing	Tournament	1	-	-	-	-	1	0	0%
<b>Totals</b>		<b>38</b>	<b>0</b>	<b>118</b>	<b>0</b>		<b>156</b>	<b>0</b>	<b>0%</b>

Table 46: HBOC Tests Conducted in ARISF Sport/Disciplines (Blood)

Sports	Disciplines	IC		OOC		Sub Total	Total Samples	Total AAFs	% AAF
		Samples	AAF	Samples	AAF				
American Football	-	2	-	-	-	-	2	0	0%
Baseball	-	2	-	6	-	-	8	0	0%
Cricket	-	-	-	8	-	-	8	0	0%
Floorball	-	1	-	-	-	-	1	0	0%
Karate	-	2	-	1	-	-	3	0	0%
Lifesaving	Lifesaving	-	-	2	-	2	6	0	0%
	Pool	2	-	-	-	2			
	Ocean	-	-	2	-	2			
Muaythai	-	5	-	1	-	-	6	0	0%
Netball	-	-	-	4	-	-	4	0	0%
Orienteering	Foot Orienteering	-	-	2	-	2	3	0	0%
	Orienteering	1	-	-	-	1			
Roller Sports	Inline Speed Skating Sprint 1000m or less	2	-	1	-	3	4	0	0%
	Inline Speed Skating Distance greater than	1	-	-	-	1			
Ski Mountaineering	-	-	-	3	-	-	3	0	0%
Sport Climbing	Boulder	1	-	-	-	1	3	0	0%
	Speed	1	-	-	-	1			
	Lead	1	-	-	-	1			
Squash	-	2	-	-	-	-	2	0	0%
Sumo	-	2	-	-	-	-	2	0	0%
Tug of War	-	3	-	-	-	-	3	0	0%
Underwater Sports	Finswimming Pool	1	-	1	-	-	2	0	0%
Waterskiing	Wakeboard Boat	2	-	-	-	-	2	0	0%
<b>Totals</b>		<b>31</b>	<b>0</b>	<b>31</b>	<b>0</b>		<b>62</b>	<b>0</b>	<b>0%</b>

Table 47: HBT (Transfusion) Tests Conducted in ARISF Sport/Disciplines (Blood)

Sports	Disciplines	IC		OOC		Sub Total	Total Samples	Total AAFs	% AAF
		Samples	AAF	Samples	AAF				
Karate	-	-	-	1	-	-	1	0	0%
<b>Totals</b>		<b>0</b>	<b>0</b>	<b>1</b>	<b>0</b>		<b>1</b>	<b>0</b>	<b>0%</b>

**Table 48: GC/C/IRMS Tests Conducted in AIMS Sport/Disciplines (Urine)**

Sports	Disciplines	IC				OOC				Sub Total	Total Samples	Total AAFs	% AAF
		Samples	Inc*	ATF**	AAF	Samples	Inc*	ATF**	AAF				
Bodybuilding	Bodybuilding	32	1	-	9	4	-	-	1	36	53	14	26%
	Fitness	7	-	-	3	10	-	1	1	17			
Darts	-	9	-	-	-	-	-	-	-	-	9	0	0%
Dragon Boat	-	1	-	-	-	-	-	-	-	-	1	0	0%
Fistball	-	-	-	-	-	1	-	-	-	-	1	0	0%
Icestocksport	Icestocksport Distance	1	-	-	-	1	-	-	-	-	2	0	0%
Ju-Jitsu	-	4	1	-	-	-	-	-	-	-	4	0	0%
Kendo	-	1	-	-	-	-	-	-	-	-	1	0	0%
Kickboxing	Kickboxing	5	-	-	2	-	-	-	-	5	9	2	22%
	Full Contact	-	-	-	-	2	-	-	-	2			
	Low Kick	2	1	1	-	-	-	-	-	2			
Lacrosse	-	1	-	-	-	1	-	-	-	-	2	0	0%
Minigolf	-	-	-	-	-	1	-	-	-	-	1	0	0%
Powerlifting	Powerlifting	61	1	1	10	24	-	-	3	85	97	17	18%
	Force Athletique	4	-	-	1	3	-	-	1	7			
	Bench Press	5	-	-	2	-	-	-	-	5			
Sambo	-	3	-	-	-	2	-	-	-	-	5	0	0%
Sepaktakraw	-	1	-	-	-	-	-	-	-	-	1	0	0%
<b>Totals</b>		<b>137</b>			<b>27</b>	<b>49</b>			<b>6</b>		<b>186</b>	<b>33</b>	<b>17.7%</b>

\* The GC/C/IRMS result is inconclusive due to technical limitations (insufficient sample volume, very low concentrations of TCs or ERCs, presence of interfering compounds, etc.)

\*\* The GC/C/IRMS result does not meet the positivity criteria; however is not consistent with the endogenous origin of the target compound(s) in the laboratory's opinion.

**Table 49: GC/C/IRMS Tests Conducted in AIMS Sport/Disciplines for 19-norandrosterone (Urine)**

Sports	Disciplines	IC		OOC		Sub Total	Total Samples	Total AAFs	% AAF
		Samples	AAF	Samples	AAF				
Bodybuilding	-	1	1	1	-	-	2	1	50%
Ju-Jitsu	-	1	1	-	-	-	1	1	100%
Kickboxing	Kickboxing	2	2	-	-	2	3	3	100%
	Pancrace	1	1	-	-	1			
Powerlifting	-	2	1	-	-	2	2	1	50%
<b>Totals</b>		<b>7</b>	<b>6</b>	<b>1</b>	<b>0</b>		<b>8</b>	<b>6</b>	<b>75%</b>

**Table 50: GC/C/IRMS Tests Conducted in AIMS Sport/Disciplines for Boldenone (Urine)**

Sports	Disciplines	IC		OOC		Sub Total	Total Samples	Total AAFs	% AAF
		Samples	AAF	Samples	AAF				
Bodybuilding	Bodybuilding	3	3	1	1	4	5	5	100%
	Fitness	1	1	-	-	1			
Kickboxing	-	1	1	-	-	-	1	1	100%
Powerlifting	Bench Press	1	1	-	-	-	1	1	100%
<b>Totals</b>		<b>6</b>	<b>6</b>	<b>1</b>	<b>1</b>		<b>7</b>	<b>7</b>	<b>100%</b>



Table 51: ESA Tests Conducted in AIMS Sport/Disciplines (Urine and Blood)

Sports	Disciplines	Urine				Sub Total	Total Samples	Total AAFs	% AAF
		IC Samples	AAF	OOB Samples	AAF				
Bodybuilding	Bodybuilding	32	-	29	-	61	77	0	0%
	Fitness	9	-	7	-	16			
Dragon Boat	-	3	-	2	-	-	5	0	0%
Fistball	-	1	-	-	-	-	1	0	0%
Ju-Jitsu	-	4	-	7	-	-	11	0	0%
Kendo	-	8	-	-	-	-	8	0	0%
Kickboxing	Kickboxing	14	-	25	-	39	46	0	0%
	Full Contact	-	-	4	-	4			
	Light Contact	-	-	2	-	2			
	K1 Rules	1	-	-	-	1			
Lacrosse	-	2	-	3	-	-	5	0	0%
Powerlifting	Powerlifting	58	-	44	-	103	115	0	0%
	Bench Press	7	-	-	-	7			
	Force Athletique	3	-	3	-	6			
Sambo	-	18	-	32	-	-	50	0	0%
Savate	-	1	-	1	-	-	2	0	0%
Soft Tennis	-	2	-	-	-	-	2	0	0%
Sport Fishing	Sea Angling	4	-	-	-	-	4	0	0%
<b>Totals</b>		<b>167</b>	<b>0</b>	<b>159</b>	<b>0</b>		<b>326</b>	<b>0</b>	<b>0%</b>

Sports	Disciplines	Blood				Sub Total	Total Samples	Total AAFs	% AAF
		IC Samples	AAF	OOB Samples	AAF				
Powerlifting	-	-	-	1	-	-	1	0	0%
<b>Totals</b>		<b>0</b>	<b>0</b>	<b>1</b>	<b>0</b>		<b>1</b>	<b>0</b>	<b>0%</b>

**Table 52: GHRF(GHS/GHRP) Tests Conducted in AIMS Sport/Disciplines (Urine)**

Sports	Disciplines	IC		OOC		Sub Total	Total Samples	Total AAFs	% AAF
		Samples	AAF	Samples	AAF				
Bodybuilding	Bodybuilding	120	2	45	-	165	287	2	0.7%
	Fitness	95	-	27	-	122			
Dragon Boat	-	3	-	1	-	-	4	0	0%
Fistball	-	1	-	-	-	-	1	0	0%
Icestocksport	Icestocksport Distance	1	-	-	-	-	1	0	0%
Ju-Jitsu	-	4	-	7	-	-	11	0	0%
Kendo	-	8	-	-	-	-	8	0	0%
Kickboxing	Kickboxing	24	-	21	-	45	56	0	0%
	K1 Rules	6	-	-	-	6			
	Full Contact	-	-	3	-	3			
	Pancrace	2	-	-	-	2			
Lacrosse	-	2	-	17	-	-	19	0	0%
Powerlifting	Powerlifting	411	1	246	-	657	765	1	0.1%
	Force Athletique	61	-	26	-	87			
	Bench Press	15	-	6	-	21			
Sambo	-	17	-	22	-	-	39	0	0%
Savate	-	1	-	1	-	-	2	0	0%
Sleddog	-	4	-	-	-	-	4	0	0%
Soft Tennis	-	2	-	-	-	-	2	0	0%
<b>Totals</b>		<b>777</b>	<b>3</b>	<b>422</b>	<b>0</b>		<b>1199</b>	<b>3</b>	<b>0.3%</b>

**Table 53: GHRF(GHRH) Tests Conducted in AIMS Sport/Disciplines (Urine)**

Sports	Disciplines	IC		OOC		Sub Total	Total Samples	Total AAFs	% AAF
		Samples	AAF	Samples	AAF				
Bodybuilding	Fitness	58	-	1	-	59	84	0	0%
	Bodybuilding	11	-	14	-	25			
Kickboxing	Kickboxing	7	-	-	-	7	13	0	0%
	K1 Rules	6	-	-	-	6			
Lacrosse	-	-	-	3	-	-	3	0	0%
Powerlifting	Powerlifting	59	-	11	-	70	118	0	0%
	Force Athletique	36	-	10	-	46			
	Bench Press	-	-	2	-	2			
Sambo	-	3	-	-	-	-	3	0	0%
<b>Totals</b>		<b>180</b>	<b>0</b>	<b>41</b>	<b>0</b>		<b>221</b>	<b>0</b>	<b>0%</b>

**Table 54: GnRH Tests Conducted in AIMS Sport/Disciplines (Urine)**

Sports	Disciplines	IC		OOC		Sub Total	Total Samples	Total AAFs	% AAF
		Samples	AAF	Samples	AAF				
Bodybuilding	Fitness	67	-	5	-	72	129	0	0%
	Bodybuilding	34	-	23	-	57			
Dragon Boat	-	1	-	-	-	-	1	0	0%
Icestocksport	Icestocksport Distance	1	-	-	-	-	1	0	0%
Ju-Jitsu	-	1	-	6	-	-	7	0	0%
Kendo	-	4	-	-	-	-	4	0	0%
Kickboxing	Kickboxing	16	-	1	-	17	23	0	0%
	K1 Rules	6	-	-	-	6			
Lacrosse	Lacrosse	1	-	17	-	-	18	0	0%
Powerlifting	Powerlifting	332	-	159	-	491	562	0	0%
	Force Athletique	43	-	13	-	56			
	Bench Press	11	-	4	-	15			
Sambo	-	13	-	22	-	-	35	0	0%
Sleddog	-	4	-	-	-	-	4	0	0%
<b>Totals</b>		<b>534</b>	<b>0</b>	<b>250</b>	<b>0</b>		<b>784</b>	<b>0</b>	<b>0%</b>

Table 55: Insulin Tests Conducted in AIMS Sport/Disciplines (Urine and Blood) \*

Sports	Disciplines	Urine				Sub Total	Total Samples	Total AAFs	% AAF
		IC Samples	AAF	OOB Samples	AAF				
Bodybuilding	Bodybuilding	4	-	7	-	11	21	0	0%
	Fitness	10	-	-	-	10			
Powerlifting	Bench Press	3	-	-	-	3	15	0	0%
	Powerlifting	10	-	2	-	12			
<b>Totals</b>		<b>27</b>	<b>0</b>	<b>9</b>	<b>0</b>		<b>36</b>	<b>0</b>	<b>0%</b>

\* No Insulin Tests in Blood for AIMS Sports were recorded in ADAMS

Table 56: IGF-I Tests Conducted in AIMS Sport/Disciplines (Urine and Blood)

Sports	Disciplines	Urine				Sub Total	Total Samples	Total AAFs	% AAF
		IC Samples	AAF	OOB Samples	AAF				
Bodybuilding	Bodybuilding	4	-	7	-	11	21	0	0%
	Fitness	10	-	-	-	10			
Powerlifting	-	4	-	2	-	-	6	0	0%
<b>Totals</b>		<b>18</b>	<b>0</b>	<b>9</b>	<b>0</b>		<b>27</b>	<b>0</b>	<b>0%</b>

Sports	Disciplines	Blood				Sub Total	Total Samples	Total AAFs	% AAF
		IC Samples	AAF	OOB Samples	AAF				
Powerlifting	-	6	-	3	-	-	9	0	0%
<b>Totals</b>		<b>6</b>	<b>0</b>	<b>3</b>	<b>0</b>		<b>9</b>	<b>0</b>	<b>0%</b>

**Table 57: hGH Isoforms Tests Conducted in AIMS Sport/Disciplines (Blood)**

Sports	Disciplines	IC		OOC		Sub Total	Total Samples	Total AAFs	% AAF
		Samples	AAF	Samples	AAF				
Bodybuilding	Fitness	24	-	14	-	38	76	0	0%
	Bodybuilding	25	-	13	-	38			
Fistball	-	1	-	-	-	-	1	0	0%
Icestocksport	Icestocksport Distance	2	-	2	-	-	4	0	0%
Ju-Jitsu	-	4	-	6	-	-	10	0	0%
Kickboxing	Kickboxing	38	-	21	-	59	64	0	0%
	Pancrace	4	-	-	-	4			
	K1 Rules	1	-	-	-	1			
Lacrosse	-	1	-	-	-	-	1	0	0%
Powerlifting	Powerlifting	57	-	100	-	157	182	0	0%
	Force Athletique	8	-	14	-	22			
	Bench Press	3	-	-	-	3			
Sambo	-	8	-	-	-	-	8	0	0%
<b>Totals</b>		<b>176</b>	<b>0</b>	<b>170</b>	<b>0</b>		<b>346</b>	<b>0</b>	<b>0%</b>

**Table 58: hGH Biomarkers Tests Conducted in AIMS Sport/Disciplines (Blood)**

Sports	Disciplines	IC		OOC		Sub Total	Total Samples	Total AAFs	% AAF
		Samples	AAF	Samples	AAF				
Bodybuilding	Bodybuilding	18	-	6	-	24	42	0	0%
	Fitness	17	-	1	-	18			
Icestocksport	Icestocksport Distance	2	-	2	-	-	4	0	0%
Ju-Jitsu	-	-	-	2	-	-	2	0	0%
Kickboxing	Kickboxing	-	-	2	-	2	3	0	0%
	Full Contact	-	-	1	-	1			
Lacrosse	-	1	-	-	-	-	1	0	0%
Powerlifting	Powerlifting	6	-	89	-	95	130	0	0%
	Force Athletique	24	-	9	-	33			
	Bench Press	2	-	-	-	2			
Sambo	-	6	-	-	-	-	6	0	0%
Savate	-	6	-	-	-	-	6	0	0%
<b>Totals</b>		<b>82</b>	<b>0</b>	<b>112</b>	<b>0</b>		<b>194</b>	<b>0</b>	<b>0%</b>

Table 59: HBOC Tests Conducted in AIMS Sport/Disciplines (Blood)

Sports	Disciplines	IC		OOC		Sub Total	Total Samples	Total AAFs	% AAF
		Samples	AAF	Samples	AAF				
Bodybuilding	Fitness	3	-	-	-	3	5	0	0%
	Bodybuilding	2	-	-	-	2			
Fistball	-	1	-	-	-	-	1	0	0%
Ju-Jitsu	-	2	-	-	-	-	2	0	0%
Kickboxing	-	1	-	3	-	-	4	0	0%
Lacrosse	-	1	-	-	-	-	1	0	0%
Powerlifting	Powerlifting	19	-	18	-	37	48	0	0%
	Force Athletique	7	-	4	-	11			
Sambo	-	6	-	-	-	-	6	0	0%
<b>Totals</b>		<b>42</b>	<b>0</b>	<b>25</b>	<b>0</b>		<b>67</b>	<b>0</b>	<b>0%</b>

\* No HBT (Transfusion) Tests were recorded in ADAMS for AIMS Sports

Table 60: GC/C/IRMS Tests Conducted in IPC Sport/Disciplines (Urine)

Sports	Disciplines	IC			OOC			Sub Total	Total Samples	Total AAFs	% AAF		
		Samples	Inc*	ATF**	AAF	Samples	Inc*					ATF**	AAF
Para-Athletics	Sprint 400m or less	12	-	-	-	2	-	-	-	14	34	0	0%
	Middle Distance 800-1500m	5	-	-	-	2	-	-	-	7			
	Throws	4	-	-	-	1	-	-	-	5			
	Long Distance 3000m and greater	3	-	-	-	1	-	-	-	4			
	Jumps	1	-	-	-	2	-	-	-	3			
	Combined Events	1	-	-	-	-	-	-	-	1			
Para-Biathlon	-	1	-	-	-	1	-	-	-	2	0	0%	
Para-Alpine Skiing	-	6	-	-	-	9	-	-	-	15	0	0%	
Para-Cross Country Skiing	Middle/Long Distance	-	-	-	-	11	-	-	-	11	0	0%	
Para-Ice Hockey	-	1	-	-	-	6	-	-	2	7	2	0%	
Para-Powerlifting	-	12	-	1	2	5	-	-	-	17	2	12%	
Para-Snowboard	Para-Snowboard	1	-	-	-	2	-	-	-	3	3	0	0%
Para-Swimming	Middle Distance 200-400m	-	-	-	-	3	-	-	-	3	12	0	0%
	Sprint 100m or less	4	-	-	-	5	-	-	-	9			
<b>Totals</b>		<b>51</b>			<b>2</b>	<b>50</b>			<b>2</b>	<b>101</b>	<b>4</b>	<b>4%</b>	

\* The GC/C/IRMS result is inconclusive due to technical limitations (insufficient sample volume, very low concentrations of TCs or ERCs, presence of interfering compounds, etc.)

\*\* The GC/C/IRMS result does not meet the positivity criteria; however is not consistent with the endogenous origin of the target compound(s) in the laboratory's opinion.

Table 61: GC/C/IRMS Tests Conducted in IPC Sport/Disciplines for 19-norandrosterone (Urine)

Sports	Disciplines	IC		OOC		Sub Total	Total Samples	Total AAFs	% AAF
		Samples	AAF	Samples	AAF				
Para-Powerlifting	-	-	-	1	1	-	1	1	100%
<b>Totals</b>		<b>0</b>	<b>0</b>	<b>1</b>	<b>1</b>		<b>1</b>	<b>1</b>	<b>100%</b>

Table 62: GC/C/IRMS Tests Conducted in IPC Sport/Disciplines for boldenone (Urine)

Sports	Disciplines	IC		OOC		Sub Total	Total Samples	Total AAFs	% AAF
		Samples	AAF	Samples	AAF				
Para-Powerlifting	-	1	1	-	-	-	1	1	100%
<b>Totals</b>		<b>1</b>	<b>1</b>	<b>0</b>	<b>0</b>		<b>1</b>	<b>1</b>	<b>100%</b>

Table 63: ESA Tests Conducted in IPC Sport/Disciplines (Urine and Blood)

Sports	Disciplines	Urine				Sub Total	Total Samples	Total AAFs	% AAF
		IC Samples	AAF	OOB Samples	AAF				
Athletics	IPC Long Distance 3000m+ (R)	-	-	2	-	2	3	0	0%
	IPC Middle Distance 800-1500m (R)	-	-	1	-	1			
Para-Alpine Skiing	-	8	-	38	-	-	46	0	0%
Para-Athletics	Sprint 400m or less	23	-	67	-	90	306	1	0.3%
	Long Distance 3000m and greater	49	-	31	1	80			
	Middle Distance 800-1500m	37	-	41	-	78			
	Throws	5	-	23	-	28			
	Jumps	5	-	20	-	25			
	Combined Events	-	-	3	-	3			
	Para-Athletics	-	-	1	-	1			
Long Distance 3000m or greater	1	-	-	-	1				
Para-Biathlon	-	31	-	22	-	-	53	0	0%
Para-Cross Country Skiing	Middle/Long Distance	9	-	121	-	130	184	0	0%
	Sprint/Short Distance	1	-	51	-	52			
	Para-Cross Country Skiing	-	-	2	-	2			
Para-Ice Hockey	-	15	-	24	-	-	39	0	0%
Para-Powerlifting	-	4	-	72	-	-	76	0	0%
Para-Swimming	Sprint 100m or less	6	-	63	-	69	141	0	0%
	Middle Distance 200-400m	20	-	44	-	65			
	Para-Swimming	7	-	-	-	7			
	Long Distance 800m and greater	-	-	1	-	1			
Para-Snowboard	-	3	-	2	-	-	5	0	0%
Skiing	IPC Alpine (R)	-	-	1	-	1	1	0	0%
<b>Totals</b>		<b>224</b>	<b>0</b>	<b>630</b>	<b>1</b>		<b>854</b>	<b>1</b>	<b>0%</b>

Sports	Disciplines	Blood				Sub Total	Total Samples	Total AAFs	% AAF
		IC Samples	AAF	OOB Samples	AAF				
Para-Athletics	Middle Distance 800-1500m	-	-	5	-	5	9	0	0%
	Long Distance 3000m and greater	-	-	4	-	4			
Para-Cross Country Skiing	Sprint/Short Distance	-	-	4	-	-	4	0	0%
Para-Swimming	Middle Distance 200-400m	9	-	-	-	9	13	0	0%
	Para-Swimming	4	-	-	-	4			
<b>Totals</b>		<b>13</b>	<b>0</b>	<b>13</b>	<b>0</b>		<b>26</b>	<b>0</b>	<b>0%</b>



**Table 64: GHRF(GHS/GHRP) Tests Conducted in IPC Sports/Disciplines (Urine)**

Sports	Disciplines	IC		OOC		Sub Total	Total Samples	Total AAFs	% AAF
		Samples	AAF	Samples	AAF				
Athletics	IPC Long Distance 3000m+ (R)	-	-	3	-	-	4	0	0%
	IPC Middle Distance 800-1500m (R)	-	-	1	-	-			
Para-Athletics	Sprint 400m or less	70	-	103	-	173	492	0	0%
	Throws	60	-	78	-	138			
	Long Distance 3000m and greater	36	-	28	-	64			
	Middle Distance 800-1500m	25	-	38	-	63			
	Jumps	14	-	26	-	40			
	Combined Events	-	-	10	-	10			
	Para-Athletics	4	-	-	-	4			
Para-Biathlon	-	17	-	9	-	-	26	0	0%
Para-Ice Hockey	-	18	-	62	-	-	80	0	0%
Para-Powerlifting	-	125	-	121	1	-	246	1	0.4%
Powerlifting	IPC Powerlifting (R)	4	-	1	-	-	5	0	0%
Shooting Para Sport	-	2	-	2	-	-	4	0	0%
Para-Swimming	Sprint 100m or less	65	-	85	-	150	231	0	0%
	Middle Distance 200-400m	26	-	50	-	76			
	Para-Swimming	5	-	-	-	5			
Para-Alpine Skiing	-	25	-	84	-	-	109	0	0%
Para-Cross Country Skiing	Middle/Long Distance	12	-	108	-	120	178	0	0%
	Sprint/Short Distance	6	-	51	-	57			
	Para-Cross Country Skiing	-	-	1	-	1			
Para-Snowboard	-	16	-	23	-	-	39	0	0%
<b>Totals</b>		<b>530</b>	<b>0</b>	<b>884</b>	<b>1</b>		<b>1,414</b>	<b>1</b>	<b>0%</b>

**Table 65: GHRF(GHRH) Tests Conducted in IPC Sports/Disciplines (Urine)**

Sports	Disciplines	IC		OOC		Sub Total	Total Samples	Total AAFs	% AAF
		Samples	AAF	Samples	AAF				
Para-Swimming	Sprint 100m or less	6	-	6	-	12	17	0	0%
	Middle Distance 200-400m	2	-	3	-	5			
Para-Athletics	Long Distance 3000m and greater	20	-	2	-	22	69	0	0%
	Sprint 400m or less	8	-	11	-	19			
	Throws	10	-	5	-	15			
	Middle Distance 800-1500m	3	-	4	-	7			
	Jumps	2	-	4	-	6			
Para-Ice Hockey	-	-	-	15	-	-	15	0	0%
Para-Powerlifting	-	-	-	9	-	-	9	0	0%
Para-Alpine Skiing	-	-	-	16	-	-	16	0	0%
Para-Cross Country Skiing	Middle/Long Distance	-	-	7	-	7	8	0	0%
	Sprint/Short Distance	-	-	1	-	1			
Para-Snowboard	-	-	-	5	-	-	5	0	0%
<b>Totals</b>		<b>51</b>	<b>0</b>	<b>88</b>	<b>0</b>		<b>139</b>	<b>0</b>	<b>0%</b>

**Table 66: GnRH Tests Conducted in IPC Sports/Disciplines (Urine)**

Sports	Disciplines	IC		OOC		Sub Total	Total Samples	Total AAFs	% AAF
		Samples	AAF	Samples	AAF				
Athletics	IPC Long Distance 3000m+ (R)	-	-	3	-	-	3	0	0%
Para-Biathlon	-	16	-	-	-	-	16	0	0%
Para-Swimming	Sprint 100m or less	53	-	56	-	109	177	0	0%
	Middle Distance 200-400m	21	-	42	-	63			
	Para-Swimming	5	-	-	-	5			
Para-Athletics	Sprint 400m or less	57	-	58	-	115	352	0	0%
	Throws	49	-	40	-	89			
	Long Distance 3000m and greater	31	-	26	-	57			
	Middle Distance 800-1500m	18	-	31	-	49			
	Jumps	13	-	16	-	29			
	Combined Events	-	-	9	-	9			
	Para-Athletics	4	-	-	-	4			
Para-Ice Hockey	-	2	-	42	-	-	44	0	0%
Para-Powerlifting	-	111	-	47	-	-	158	0	0%
Shooting Para Sport	-	2	-	-	-	-	2	0	0%
Para-Alpine Skiing	-	16	-	45	-	-	61	0	0%
Para-Cross Country Skiing	Middle/Long Distance	7	-	93	-	100	154	0	0%
	Sprint/Short Distance	6	-	47	-	53			
	Para-Cross Country Skiing	-	-	1	-	1			
Para-Snowboard	-	10	-	5	-	-	15	0	0%
<b>Totals</b>		<b>421</b>	<b>0</b>	<b>561</b>	<b>0</b>	<b>-</b>	<b>982</b>	<b>0</b>	<b>0%</b>

**Table 67: Insulin Tests\* Conducted in IPC Sports/Disciplines (Urine and Blood)**

Sports	Disciplines	Urine				Sub Total	Total Samples	Total AAFs	% AAF
		IC Samples	AAF	OOC Samples	AAF				
Para-Athletics	Jumps	-	-	1	-	1	11	0	0%
	Middle Distance 800-1500m	-	-	1	-	1			
	Sprint 400m or less	-	-	7	-	7			
	Throws	-	-	2	-	2			
Para-Swimming	Middle Distance 200-400m	-	-	3	-	3	7	0	0%
	Sprint 100m or less	-	-	4	-	4			
<b>Totals</b>		<b>0</b>	<b>0</b>	<b>18</b>	<b>0</b>	<b>-</b>	<b>18</b>	<b>0</b>	<b>0%</b>

\* No Insulin Tests in Blood for IPC Sports/Disciplines were recorded in ADAMS

Table 68: IGF-I Tests Conducted in IPC Sports/Disciplines (Urine and Blood)

Sports	Disciplines	Urine				Sub Total	Total Samples	Total AAFs	% AAF
		IC Samples	AAF	OOB Samples	AAF				
Para-Athletics	Sprint 400m or less	-	-	7	-	7	10	0	0%
	Throws	-	-	1	-	1			
	Jumps	-	-	1	-	1			
Para-Swimming	Middle Distance 800-1500m	-	-	1	-	1	7	0	0%
	Sprint 100m or less	-	-	4	-	4			
	Middle Distance 200-400m	-	-	3	-	3			
<b>Totals</b>		<b>0</b>	<b>0</b>	<b>17</b>	<b>0</b>		<b>17</b>	<b>0</b>	<b>0%</b>

Sports	Disciplines	Blood				Total Samples	AAFs	AAFs	% AAF
		Samples	AAF	Samples	AAF				
Para-Alpine Skiing	-	-	-	1	-	1	1	0	0%
Para-Athletics	Long Distance 3000m and greater	-	-	1	-	1	3	0	0%
	Throws	-	-	1	-	1			
	Sprint 400m or less	-	-	1	-	1			
Para-Ice Hockey	-	-	-	4	-	4	4	0	0%
Para-Swimming	Middle Distance 200-400m	-	-	1	-	1	1	0	0%
<b>Totals</b>		<b>0</b>	<b>0</b>	<b>9</b>	<b>0</b>		<b>9</b>	<b>0</b>	<b>0%</b>

**Table 69: hGH Isoforms Tests Conducted in IPC Sports/Disciplines (Blood)**

Sports	Disciplines	IC			OOC			Sub Total	Total Samples	Total AAFs	% AAF
		Samples	ATF	AAF	Samples	ATF	AAF				
Para-Athletics	Throws	8	-	-	49	-	-	57	123	0	0%
	Sprint 400m or less	-	-	-	34	-	-	34			
	Jumps	1	-	-	16	-	-	17			
	Middle Distance 800-1500m	1	-	-	13	-	-	14			
	Long Distance 3000m and greater	-	-	-	1	-	-	1			
Para-Biathlon	-	-	-	-	-	-	1	1	0	0%	
Para-Ice Hockey	-	-	-	-	-	-	10	10	0	0%	
Para-Powerlifting	-	9	-	-	55	-	-	64	0	0%	
Para-Alpine Skiing	-	-	-	-	3	-	-	3	0	0%	
Para-Cross Country Skiing	Middle/Long Distance	-	-	-	69	-	-	69	111	0	0%
	Sprint/Short Distance	-	-	-	41	-	-	41			
	Para-Cross Country Skiing	-	-	-	1	-	-	1			
Skiing	IPC Alpine (R)	-	-	-	1	-	-	1	0	0%	
Para-Swimming	Middle Distance 200-400m	9	-	-	7	-	-	16	32	0	0%
	Sprint 100m or less	3	-	-	10	-	-	13			
	Para-Swimming	3	-	-	-	-	-	3			
<b>Totals</b>		<b>34</b>	<b>0</b>	<b>0</b>	<b>311</b>	<b>0</b>	<b>0</b>	<b>345</b>	<b>0</b>	<b>0%</b>	

**Table 70: hGH Biomarkers Tests Conducted in IPC Sports/Disciplines (Blood)**

Sports	Disciplines	IC			OOC			Sub Total	Total Samples	Total AAFs	% AAF
		Samples	ATF	AAF	Samples	ATF	AAF				
Para-Swimming	Sprint 100m or less	-	-	-	8	-	-	8	17	0	0%
	Middle Distance 200-400m	-	-	-	6	-	-	6			
	Para-Swimming	2	-	-	-	-	-	2			
	Long Distance 800m and greater	-	-	-	1	-	-	1			
Para-Athletics	Sprint 400m or less	-	-	-	10	-	-	10	21	0	0%
	Throws	1	-	-	4	-	-	5			
	Jumps	-	-	-	2	-	-	2			
	Long Distance 3000m and greater	-	-	-	2	-	-	2			
Para-Ice Hockey	-	-	-	-	-	-	6	6	0	0%	
Para-Powerlifting	-	-	-	-	-	-	33	33	0	0%	
Powerlifting	IPC Powerlifting (R)	-	-	-	3	-	-	3	0	0%	
Para-Alpine Skiing	-	-	-	-	-	-	2	2	0	0%	
Para-Cross Country Skiing	Middle/Long Distance	-	-	-	1	-	-	1	0	0%	
<b>Totals</b>		<b>3</b>	<b>0</b>	<b>0</b>	<b>80</b>	<b>0</b>	<b>0</b>	<b>83</b>	<b>0</b>	<b>0%</b>	

**Table 71: HBOC Tests Conducted in IPC Sport/Disciplines (Blood)**

Sports	Disciplines	IC		OOC		Sub Total	Total Samples	Total AAFs	% AAF
		Samples	AAF	Samples	AAF				
Para-Athletics	Middle Distance 800-1500m	-	-	4	-	-	4	0	0%
Para-Powerlifting	-	-	-	2	-	-	2	0	0%
Powerlifting	IPC Powerlifting (R)	-	-	3	-	-	3	0	0%
<b>Totals</b>		<b>0</b>	<b>0</b>	<b>9</b>	<b>0</b>		<b>9</b>	<b>0</b>	<b>0%</b>

**Table 72: HBT (Transfusion) Tests Conducted in IPC Sport/Disciplines (Blood)**

Sports	Disciplines	IC		OOC		Sub Total	Total Samples	Total AAFs	% AAF
		Samples	AAF	Samples	AAF				
Para-Athletics	Middle Distance 800-1500m	-	-	4	-	-	4	0	0%
<b>Totals</b>		<b>0</b>	<b>0</b>	<b>4</b>	<b>0</b>		<b>4</b>	<b>0</b>	<b>0%</b>

**Table 73: GC/C/IRMS Tests Conducted in Sports for Athletes with an Impairment (Urine)**

Sports	Disciplines	IC				OOC				Sub Total	Total Samples	Total AAFs	% AAF
		Samples	Inc <sup>1</sup>	ATF <sup>2</sup>	AAF	Samples	Inc <sup>1</sup>	ATF <sup>2</sup>	AAF				
Aquatics	CISS Swimming Middle Distance 200-400m	4	1	1	-	-	-	-	4	5	0	0%	
	CISS Swimming Sprint 100m or less	1	-	-	-	-	-	-	1				
Archery	Para-Archery**	1	-	-	-	1	-	-	2	2	0	0%	
Arm Wrestling	Para-Arm Wrestling	-	-	-	-	1	1	-	1	1	0	0%	
Athletics	INAS Throws	3	-	-	-	-	-	-	3	9	0	0%	
	CISS Sprint 400m or less	2	-	-	-	-	-	-	2				
	CISS Long Distance 3000m and greater	1	-	-	-	1	-	-	2				
	CISS Combined Events	1	-	-	-	-	-	-	1				
	CISS Middle Distance 800-1500m	1	-	-	-	-	-	-	1				
Badminton	Para-Badminton**	1	-	-	-	1	-	-	2	2	0	0%	
Basketball	CISS Basketball	1	-	-	-	-	-	-	1	1	0	0%	
Boccia	Para-Boccia	3	-	-	-	1	-	-	4	4	0	0%	
CP Football	-	1	-	-	-	1	-	-	2	2	0	0%	
Curling	CISS Curling	-	-	-	-	1	-	-	1	1	0	0%	
Cycling	Para-Cycling Road**	13	-	-	-	5	-	-	18	22	0	0%	
	Para-Cycling Track Endurance**	1	-	-	-	1	-	-	2				
	Para-Cycling Track Sprint**	2	-	-	-	-	-	-	2				
Fencing	Wheelchair Fencing	2	-	-	-	-	-	-	2	2	0	0%	
Football	CISS Football	1	-	-	-	-	-	-	1	1	0	0%	
Football 7-a-Side	Para-Football 7-a-side	1	-	-	-	-	-	-	1	1	0	0%	
Goalball	-	1	-	-	-	1	-	-	2	2	0	0%	
Handball	CISS Handball	1	-	-	-	-	-	-	1	1	0	0%	
Judo	CISS Judo	1	-	-	-	-	-	-	1	2	0	0%	
	Para-Judo	1	-	-	-	-	-	-	1				
Karate	CISS Karate	-	-	-	-	1	-	-	1	1	0	0%	
Orienteering	CISS Orienteering	1	-	-	-	-	-	-	1	1	0	0%	
Other Rugby	Wheelchair Rugby	-	-	-	-	1	-	-	1	1	0	0%	
Sitting Volleyball	-	-	-	-	-	2	-	-	2	2	0	0%	
Sport Climbing	Para-Climbing	1	-	-	-	-	-	-	1	1	0	0%	
Tennis	Wheelchair Tennis**	2	-	-	-	2	-	-	4	5	0	0%	
	CISS Tennis	1	-	-	-	-	-	-	1				
Triathlon	Para-Triathlon**	3	-	-	-	1	-	-	4	4	0	0%	
Volleyball	CISS Volleyball	1	-	-	-	-	-	-	1	1	0	0%	
Wrestling	CISS Wrestling Freestyle	2	-	-	-	-	-	-	2	2	0	0%	
<b>Totals</b>		<b>55</b>			<b>0</b>	<b>21</b>			<b>0</b>	<b>76</b>	<b>0</b>	<b>0%</b>	

<sup>1</sup> The GC/C/IRMS result is inconclusive due to technical limitations (insufficient sample volume, very low concentrations of TCs or ERCs, presence of interfering compounds, etc.)

<sup>2</sup> The GC/C/IRMS result does not meet the positivity criteria; however is not consistent with the endogenous origin of the target compound(s) in the laboratory's opinion.

\*\* Sports and disciplines under the governance of the respective ASOIF and AIOWF IFs.

**Table 74: GC/C/IRMS Tests Conducted in Sports for Athletes with an Impairment for boldenone (Urine)**

Sports	Disciplines	IC			OOC			Sub Total	Total Samples	Total AAFs	% AAF
		Samples	Inc <sup>1</sup>	AAF	Samples	Inc <sup>1</sup>	AAF				
Judo	Para-Judo**	-	-	-	1	-	-	-	1	0	0%
Triathlon	Para-Triathlon**	1	-	1	-	-	-	-	1	1	100%
Wrestling	CISS Wrestling Freestyle	1	-	-	-	-	-	-	1	0	0%
<b>Totals</b>		<b>2</b>		<b>1</b>	<b>1</b>		<b>0</b>	<b>3</b>	<b>1</b>	<b>33%</b>	

\*\* Sports and disciplines under the governance of the respective ASOIF and AIOWF IFs.

*No GC/C/IRMS tests for 19NA were recorded in ADAMS for Sports for Athletes with an Impairment*

Table 75: ESA Tests Conducted in Sports for Athletes with an Impairment (Urine and Blood)

Sports	Disciplines	Urine				Sub Total	Total Samples	Total AAFs	% AAF
		IC Samples	IC AAF	OOB Samples	OOB AAF				
Aquatics	INAS Swimming Sprint 100m or less	2	-	1	-	3	9	0	0%
	CISS Swimming Sprint 100m or less	2	-	1	-	3			
	Military IPC Swimming 100m or less	-	-	1	-	1			
	INAS Swimming Long Distance 800m and	1	-	-	-	1			
	INAS Swimming Middle Distance 200-400m	-	-	1	-	1			
Athletics	CISS Middle Distance 800-1500m	5	-	4	-	9	31	0	0%
	INAS Combined Events	5	-	-	-	5			
	CISS Sprint 400m or less	3	-	2	-	5			
	CISS Long Distance 3000m and greater	3	-	1	-	4			
	INAS Throws	2	-	-	-	2			
	INAS Middle Distance 800-1500m	1	-	1	-	2			
	CISS Throws	2	-	-	-	2			
	CISS Combined Events	-	-	2	-	2			
Badminton	Para-Badminton**	1	-	12	-	-	13	0	0%
Basketball	Wheelchair Basketball	7	-	4	-	-	11	0	0%
Boccia	Para-Boccia	-	-	1	-	-	1	0	0%
Canoe/Kayak	Para-Canoe Sprint**	-	-	15	-	-	15	0	0%
CP Football	CP Football	-	-	2	-	-	2	0	0%
Cycling	Para-Cycling Road**	71	-	139	-	210	267	0	0%
	Para-Cycling Track Sprint**	7	-	21	-	28			
	Para-Cycling Track Endurance**	6	-	17	-	23			
	CISS Cycling Road	5	-	-	-	5			
	CISS Mountain Bike	-	-	1	-	1			
Fencing	Wheelchair Fencing	-	-	1	-	-	1	0	0%
Football 5-a-Side	Para-Football 5-a-side	1	-	1	-	-	2	0	0%
Football 7-a-Side	Para-Football 7-a-side	-	-	1	-	-	1	0	0%
Goalball	-	5	-	2	-	-	7	0	0%
Handball	Para-Handball**	1	-	-	-	1	2	0	0%
	CISS Handball	-	-	1	-	1			
Judo	Para-Judo**	4	-	6	-	-	10	0	0%
Para-Athletics	Sprint 400m or less	1	-	-	-	-	1	0	0%
Para-Swimming	Middle Distance 200-400m	1	-	-	-	-	1	0	0%
Rowing	Para-Rowing**	8	-	32	-	-	40	0	0%
Other Rugby	Wheelchair Rugby	9	-	7	-	-	16	0	0%
Sitting Volleyball	Sitting Volleyball	3	-	8	-	-	11	0	0%
Table Tennis	Para-Table Tennis**	2	-	6	-	-	8	0	0%
Taekwondo	Para-Taekwondo-Kyorugi	7	-	3	-	10	11	0	0%
	CISS Taekwondo	-	-	1	-	1			
Tennis	Wheelchair Tennis**	1	-	14	-	-	15	0	0%
Triathlon	Para-Triathlon**	46	-	31	-	-	77	0	0%
<b>Totals</b>		<b>212</b>	<b>0</b>	<b>340</b>	<b>0</b>		<b>552</b>	<b>0</b>	<b>0%</b>

\*\* Sports and disciplines under the governance of the respective ASOIF and AIOFW IFs.

**Table 75: ESA Tests Conducted in Sports for Athletes with an Impairment (Urine and Blood)**

Sports	Disciplines	Blood				Sub Total	Total Samples	Total AAFs	% AAF
		IC Samples	AAF	OOB Samples	AAF				
Athletics	CISS Long Distance 3000m and greater	1	-	4	-	5	6	0	0%
	CISS Combined Events	-	-	1	-	1			
Cycling	Para-Cycling Road**	6	-	22	-	-	28	0	0%
Sitting Volleyball	Sitting Volleyball	-	-	1	-	-	1	0	0%
Tennis	Wheelchair Tennis**	-	-	78	-	78	79	0	0%
	CISS Tennis	1	-	-	-	1			
Triathlon	Para-Triathlon**	-	-	4	-	-	4	0	0%
<b>Totals</b>		<b>8</b>	<b>0</b>	<b>110</b>	<b>0</b>		<b>118</b>	<b>0</b>	<b>0%</b>

\*\* Sports and disciplines under the governance of the respective ASOIF and AIOWF IFs.



**Table 76: GHRF(GHS/GHRP) Tests Conducted in Sports for Athletes with an Impairment (Urine)**

Sports	Disciplines	IC		OOC		Sub Total	Total Samples	Total AAFs	% AAF
		Samples	AAF	Samples	AAF				
Aquatics	CISS Swimming Sprint 100m or less	2	-	4	-	6	11	0	0%
	INAS Swimming Sprint 100m or less	-	-	3	-	3			
	Military IPC Swimming 100m or less	-	-	1	-	1			
	CISS Swimming Long Distance 800m and	1	-	-	-	1			
<b>Archery</b>	Para-Archery**	2	-	17	-	-	<b>19</b>	<b>0</b>	<b>0%</b>
Athletics	CISS Sprint 400m or less	10	-	2	-	12	34	0	0%
	CISS Jumps	5	-	-	-	5			
	CISS Throws	2	-	2	-	4			
	CISS Combined Events	1	-	3	-	4			
	CISS Long Distance 3000m and greater	1	-	2	-	3			
	CISS Middle Distance 800-1500m	2	-	1	-	3			
	INAS Combined Events	-	-	1	-	1			
	INAS Throws	-	-	1	-	1			
Badminton	Para-Badminton**	2	-	11	-	-	<b>13</b>	<b>0</b>	<b>0%</b>
	Basketball	Wheelchair Basketball	15	-	13	-	-	<b>28</b>	<b>0</b>
Bobsleigh	Para-Bobsleigh**	3	-	-	-	-	<b>3</b>	<b>0</b>	<b>0%</b>
Boccia	Para-Boccia	8	-	4	-	-	<b>12</b>	<b>0</b>	<b>0%</b>
Canoe/Kayak	Para-Canoe Sprint**	3	-	13	-	-	<b>16</b>	<b>0</b>	<b>0%</b>
CP Football	-	-	-	2	-	-	<b>2</b>	<b>0</b>	<b>0%</b>
Curling	Wheelchair Curling	-	-	24	-	-	<b>24</b>	<b>0</b>	<b>0%</b>
Cycling	Para-Cycling Road**	42	-	66	-	108	150	0	0%
	Para-Cycling Track Sprint**	7	-	14	-	21			
	Para-Cycling Track Endurance**	7	-	13	-	20			
	CISS Cycling Road	1	-	-	-	1			
Equestrian	Para-Equestrian**	7	-	-	-	-	<b>7</b>	<b>0</b>	<b>0%</b>
Fencing	Wheelchair Fencing	-	-	6	-	-	<b>6</b>	<b>0</b>	<b>0%</b>
Football 5-a-Side	Para-Football 5-a-side	1	-	1	-	-	<b>2</b>	<b>0</b>	<b>0%</b>
Football 7-a-Side	Para-Football 7-a-side	4	-	3	-	-	<b>7</b>	<b>0</b>	<b>0%</b>
Goalball	-	7	-	4	-	-	<b>11</b>	<b>0</b>	<b>0%</b>
Handball	Para-Handball**	2	-	-	-	2	3	0	0%
	CISS Handball	-	-	1	-	1			
Judo	Para-Judo	8	-	11	-	-	<b>19</b>	<b>0</b>	<b>0%</b>
Para-Swimming	Sprint 100m or less	1	-	-	-	-	<b>1</b>	<b>0</b>	<b>0%</b>
Rowing	Para-Rowing**	6	-	19	-	-	<b>25</b>	<b>0</b>	<b>0%</b>
Other Rugby	Wheelchair Rugby	10	-	24	-	-	<b>34</b>	<b>0</b>	<b>0%</b>
Sailing	Para-Sailing	-	-	2	-	-	<b>2</b>	<b>0</b>	<b>0%</b>
Sitting Volleyball	Sitting Volleyball	15	-	53	-	-	<b>68</b>	<b>0</b>	<b>0%</b>
Volleyball	Sitting Volleyball (R)	-	-	1	-	-	<b>1</b>	<b>0</b>	<b>0%</b>
Skiing	CISS Alpine Skiing	-	-	1	-	-	<b>1</b>	<b>0</b>	<b>0%</b>
Table Tennis	Para-Table Tennis**	3	-	7	-	-	<b>10</b>	<b>0</b>	<b>0%</b>
Taekwondo	Para-Taekwondo-Kyorugi**	7	-	5	-	12	14	0	0%
	CISS Taekwondo	-	-	1	-	1			
	Para-Taekwondo Poomsae**	1	-	-	-	1			
Tennis	Wheelchair Tennis**	65	-	97	-	162	164	0	0%
	CISS Tennis	1	-	-	-	1			
	Para-Football Tennis	-	-	1	-	1			
Triathlon	Para-Triathlon**	20	-	23	-	-	<b>43</b>	<b>0</b>	<b>0%</b>
<b>Totals</b>		<b>272</b>	<b>0</b>	<b>458</b>	<b>0</b>		<b>730</b>	<b>0</b>	<b>0%</b>

\*\* Sports and disciplines under the governance of the respective ASOIF and AIOFW IFs.

**Table 77: GHRF(GHRH) Tests Conducted in Sports for Athletes with an Impairment (Urine)**

Sports	Disciplines	IC		OOC		Sub Total	Total Samples	Total AAFs	% AAF
		Samples	AAF	Samples	AAF				
Aquatics	CISS Swimming Sprint 100m or less	1	-	-	-	2	2	0	0%
	CISS Swimming Long Distance 800m and	1	-	-	-	1			
Archery	Para-Archery**	-	-	10	-	-	10	0	0%
Athletics	CISS Sprint 400m or less	6	-	-	-	6	8	0	0%
	INAS Combined Events	-	-	1	-	1			
	CISS Long Distance 3000m and greater	-	-	1	-	1			
Basketball	Wheelchair Basketball	-	-	2	-	-	2	0	0%
Boccia	Para-Boccia	-	-	2	-	-	2	0	0%
Canoe/Kayak	Para-Canoe Sprint**	-	-	1	-	-	1	0	0%
CP Football	CP Football	-	-	1	-	-	1	0	0%
Curling	Wheelchair Curling	-	-	14	-	-	14	0	0%
	Para-Cycling Road**	8	-	2	-	10			
	Para-Cycling Track Sprint**	-	-	4	-	4			
Cycling	Para-Cycling Track Endurance**	1	-	-	-	1	15	0	0%
	Para-Football 7-a-side	-	-	1	-	-			
Football 7-a-Side	Para-Football 7-a-side	-	-	1	-	-	1	0	0%
Goalball	Goalball	-	-	2	-	-	2	0	0%
Judo	Para-Judo**	-	-	1	-	-	1	0	0%
Rowing	Para-Rowing**	6	-	1	-	-	7	0	0%
Other Rugby	Wheelchair Rugby	-	-	5	-	-	5	0	0%
Sitting Volleyball	Sitting Volleyball	-	-	9	-	-	9	0	0%
Table Tennis	Para-Table Tennis**	-	-	1	-	-	1	0	0%
Tennis	Wheelchair Tennis**	-	-	2	-	2	3	0	0%
	Para-Football Tennis	-	-	1	-	1			
Triathlon	Para-Triathlon**	-	-	1	-	-	1	0	0%
<b>Totals</b>		<b>23</b>	<b>0</b>	<b>62</b>	<b>0</b>		<b>85</b>	<b>0</b>	<b>0%</b>

\*\* Sports and disciplines under the governance of the respective ASOIF and AIOWF IFs.

**Table 78: GnRH Tests Conducted in Sports for Athletes with an Impairment (Urine)**

Sports	Disciplines	IC		OOC		Sub Total	Total Samples	Total AAFs	% AAF
		Samples	AAF	Samples	AAF				
Aquatics	CISS Swimming Sprint 100m or less	2	-	4	-	6	8	0	0%
	INAS Swimming Sprint 100m or less	-	-	1	-	1			
	CISS Swimming Long Distance 800m and greater	1	-	-	-	1			
Archery	Para-Archery**	2	-	12	-	-	14	0	0%
Athletics	CISS Sprint 400m or less	10	-	-	-	10	20	0	0%
	CISS Combined Events	-	-	3	-	3			
	CISS Jumps	2	-	-	-	2			
	CISS Long Distance 3000m and greater	1	-	1	-	2			
	CISS Throws	1	-	-	-	1			
	INAS Combined Events	-	-	1	-	1			
	CISS Middle Distance 800-1500m	1	-	-	-	1			
Badminton	Para-Badminton**	1	-	9	-	-	10	0	0%
Basketball	Wheelchair Basketball	13	-	9	-	-	22	0	0%
Bobsleigh	Para-Bobsleigh**	3	-	-	-	-	3	0	0%
Boccia	Para-Boccia	4	-	2	-	-	6	0	0%
Canoe/Kayak	Para-Canoe Sprint**	3	-	5	-	-	8	0	0%
CP Football	CP Football	-	-	1	-	-	1	0	0%
Curling	Wheelchair Curling	-	-	24	-	-	24	0	0%
Cycling	Para-Cycling Road**	31	-	32	-	63	79	0	0%
	Para-Cycling Track Endurance**	1	-	8	-	9			
	Para-Cycling Track Sprint**	-	-	6	-	6			
	CISS Cycling Road	1	-	-	-	1			
Equestrian	Para-Equestrian**	3	-	-	-	-	3	0	0%
Fencing	Wheelchair Fencing	-	-	5	-	-	5	0	0%
Football 5-a-Side	Para-Football 5-a-side	1	-	-	-	-	1	0	0%
Football 7-a-Side	Para-Football 7-a-side	4	-	2	-	-	6	0	0%
Goalball	Goalball	6	-	4	-	-	10	0	0%
Handball	Para-Handball**	2	-	-	-	-	2	0	0%
Judo	Para-Judo	7	-	6	-	-	13	0	0%
Para-Swimming	Sprint 100m or less	1	-	-	-	-	1	0	0%
Rowing	Para-Rowing**	6	-	12	-	-	18	0	0%
Other Rugby	Wheelchair Rugby	7	-	11	-	-	18	0	0%
Sailing	Para-Sailing	-	-	2	-	-	2	0	0%
Sitting Volleyball	Sitting Volleyball	10	-	28	-	-	38	0	0%
Skiing	CISS Alpine Skiing	-	-	1	-	-	1	0	0%
Table Tennis	Para-Table Tennis**	2	-	6	-	-	8	0	0%
Taekwondo	Para-Taekwondo-Kyorugi**	4	-	1	-	-	5	0	0%
Tennis	Wheelchair Tennis**	65	-	86	-	151	153	0	0%
	CISS Tennis	1	-	-	-	1			
	Para-Football Tennis	-	-	1	-	1			
Triathlon	Para-Triathlon**	20	-	22	-	-	42	0	0%
Volleyball	Sitting Volleyball (R)	-	-	1	-	-	1	0	0%
<b>Totals</b>		<b>216</b>	<b>0</b>	<b>306</b>	<b>0</b>	<b>522</b>	<b>0</b>	<b>0%</b>	

\*\* Sports and disciplines under the governance of the respective ASOIF and AIOWF IFs.

**Table 79: Insulin Tests\* Conducted in Sports for Athletes with an Impairment (Urine and Blood)**

Sports	Disciplines	Urine							
		IC		OOC		Sub	Total	Total	%
		Samples	AAF	Samples	AAF	Total	Samples	AAFs	AAF
Cycling	Para-Cycling Road**	-	-	1	-	-	1	0	0%
	<b>Totals</b>	<b>0</b>	<b>0</b>	<b>1</b>	<b>0</b>		<b>1</b>	<b>0</b>	<b>0%</b>

\* No Insulin Blood Tests in Sports for Athletes with an Impairment were recorded in ADAMS

**Table 80: IGF-I Tests\* Conducted in Sports for Athletes with an Impairment (Urine and Blood)**

Sports	Disciplines	Urine							
		IC		OOC		Sub	Total	Total	%
		Samples	AAF	Samples	AAF	Total	Samples	AAFs	AAF
Cycling	Para-Cycling Road**	-	-	1	-	-	1	0	0%
	<b>Totals</b>	<b>0</b>	<b>0</b>	<b>1</b>	<b>0</b>		<b>1</b>	<b>0</b>	<b>0%</b>

\* No IGF-I Blood Tests in Sports for Athletes with an Impairment were recorded in ADAMS

\*\* Sports and disciplines under the governance of the respective ASOIF and AIOWF IFs.

**Table 81: hGH Isoforms Tests Conducted in Sports for Athletes with an Impairment (Blood)**

Sports	Disciplines	IC		OOC		Sub Total	Total Samples	Total AAFs	% AAF
		Samples	AAF	Samples	AAF				
Aquatics	CISS Swimming Sprint 100m or less	-	-	2	-	2	3	0	0%
	CISS Swimming Middle Distance 200-400m	-	-	1	-	1			
Athletics	INAS Combined Events	-	-	1	-	1	4	0	0%
	IBSA Athletics	-	-	1	-	1			
	CISS Long Distance 3000m and greater	-	-	1	-	1			
	CISS Sprint 400m or less	-	-	1	-	1			
Badminton	Para-Badminton**	-	-	1	-	-	1	0	0%
Basketball	Wheelchair Basketball	-	-	1	-	-	1	0	0%
Canoe/Kayak	Para-Canoe Sprint**	-	-	2	-	-	2	0	0%
Cycling	Para-Cycling Road**	-	-	19	-	19	20	0	0%
	Para-Cycling Track Endurance**	-	-	1	-	1			
Field Hockey	Para-Field Hockey	-	-	1	-	-	1	0	0%
Handball	CISS Handball	-	-	2	-	-	2	0	0%
Judo	Para-Judo	-	-	2	-	-	2	0	0%
Rowing	Para-Rowing**	-	-	2	-	-	2	0	0%
Skiing	CISS Alpine Skiing	-	-	1	-	-	1	0	0%
Table Tennis	Para-Table Tennis**	1	-	-	-	-	1	0	0%
Tennis	Wheelchair Tennis**	-	-	79	-	79	80	0	0%
	CISS Tennis	1	-	-	-	1			
Triathlon	Para-Triathlon**	-	-	7	-	-	7	0	0%
<b>Totals</b>		<b>2</b>	<b>0</b>	<b>125</b>	<b>0</b>		<b>127</b>	<b>0</b>	<b>0%</b>

**Table 82: hGH Biomarkers Tests Conducted in Sports for Athletes with an Impairment (Blood)**

Sports	Disciplines	IC		OOC		Sub Total	Total Samples	Total AAFs	% AAF
		Samples	AAF	Samples	AAF				
Athletics	CISS Long Distance 3000m and greater	-	-	1	-	-	1	0	0%
Badminton	Para-Badminton**	-	-	1	-	-	1	0	0%
Basketball	Wheelchair Basketball	-	-	1	-	-	1	0	0%
Canoe/Kayak	Para-Canoe Sprint**	-	-	3	-	-	3	0	0%
	Para-Cycling Road**	-	-	2	-	2	6	0	0%
Cycling	Para-Cycling Track Sprint**	-	-	2	-	2			
	Para-Cycling Track Endurance**	-	-	2	-	2			
Rowing	Para-Rowing**	-	-	2	-	-	2	0	0%
Other Rugby	Wheelchair Rugby	1	-	-	-	-	1	0	0%
Sitting Volleyball	Sitting Volleyball	-	-	1	-	-	1	0	0%
Tennis	Wheelchair Tennis**	-	-	12	-	-	12	0	0%
Triathlon	Para-Triathlon**	2	-	2	-	-	4	0	0%
<b>Totals</b>		<b>3</b>	<b>0</b>	<b>29</b>	<b>0</b>		<b>32</b>	<b>0</b>	<b>0%</b>

\*\* Sports and disciplines under the governance of the respective ASOIF and AIOWF IFs.

**Table 83: HBOC Tests Conducted in Sports for Athletes with an Impairment (Blood)**

Sports	Disciplines	IC		OOC		Sub Total	Total Samples	Total AAFs	% AAF
		Samples	AAF	Samples	AAF				
Canoe/Kayak	Para-Canoe Sprint**	-	-	2	-	-	2	0	0%
Cycling	Para-Cycling Road**	-	-	6	-	6	7	0	0%
	Para-Cycling Track Sprint**	-	-	1	-	1			
Other Rugby	Wheelchair Rugby	1	-	-	-	-	1	0	0%
Sitting Volleyball	Sitting Volleyball	-	-	2	-	-	2	0	0%
Tennis	Wheelchair Tennis**	-	-	34	-	-	34	0	0%
Triathlon	Para-Triathlon**	2	-	-	-	-	2	0	0%
<b>Totals</b>		<b>3</b>	<b>0</b>	<b>45</b>	<b>0</b>		<b>48</b>	<b>0</b>	<b>0%</b>

\*\* Sports and disciplines under the governance of the respective ASOIF and AIOWF IFs.

**Table 84: HBT (Transfusion) Tests Conducted in Sports for Athletes with an Impairment (Blood)**

Sports	Disciplines	IC		OOC		Sub Total	Total Samples	Total AAFs	% AAF
		Samples	AAF	Samples	AAF				
Cycling	Para-Cycling Road**	-	-	2	-	-	2	0	0%
<b>Totals</b>		<b>0</b>	<b>0</b>	<b>2</b>	<b>0</b>		<b>2</b>	<b>0</b>	<b>0%</b>

\*\* Sports and disciplines under the governance of the respective ASOIF and AIOWF IFs.

Table 85: GC/C/IRMS Tests Conducted in Other Sports/Disciplines from Code Signatories (Urine)

Sports	Disciplines	IC			OOC			Sub Total	Total Samples	Total AAFs	% AAF		
		Samples	Inc*	ATF**	AAF	Samples	Inc*					ATF**	AAF
Arm Wrestling		2	-	-	-	3	-	-	1	-	5	1	20%
Rugby League		6	-	-	-	7	-	-	-	-	13	0	0%
Taekwondo	ITF Taekwondo	1	-	-	-	1	-	-	-	2	3	0	0%
	Sparring	1	-	-	-	-	-	-	-	1			
Triathlon	Ironman	8	-	1	-	20	1	-	2	-	28	2	7%
<b>Totals</b>		<b>18</b>			<b>0</b>	<b>31</b>			<b>3</b>		<b>49</b>	<b>3</b>	<b>6%</b>

\* The GC/C/IRMS result is inconclusive due to technical limitations (insufficient sample volume, very low concentrations of TCs or ERCs, presence of interfering compounds, etc.)

\*\* The GC/C/IRMS result does not meet the positivity criteria; however is not consistent with the endogenous origin of the target compound(s) in the laboratory's opinion.

Table 86: GC/C/IRMS Tests Conducted in Other Sports/Disciplines from Code Signatories for 19-norandrosterone (Urine)

Sports	Disciplines	IC		OOC		Sub Total	Total Samples	Total AAFs	% AAF
		Samples	AAF	Samples	AAF				
Arm Wrestling	-	3	3	1	1	-	4	4	100%
Rugby League	-	-	-	1	1	-	1	1	100%
<b>Totals</b>		<b>3</b>	<b>3</b>	<b>2</b>	<b>2</b>		<b>5</b>	<b>5</b>	<b>100%</b>

Table 87: GC/C/IRMS Tests Conducted in Other Sports/Disciplines from Code Signatories for Boldenone (Urine)

Sports	Disciplines	IC		OOC		Sub Total	Total Samples	Total AAFs	% AAF
		Samples	AAF	Samples	AAF				
Arm Wrestling	-	1	-	-	-	-	1	0	0%
Triathlon	Ironman	-	-	1	1	-	1	1	100%
<b>Totals</b>		<b>1</b>	<b>0</b>	<b>1</b>	<b>1</b>		<b>2</b>	<b>1</b>	<b>50%</b>

Table 88: ESA Tests Conducted in Other Sports/Disciplines from Code Signatories (Urine and Blood)

		Urine							
Sports	Disciplines	IC		OOC		Sub Total	Total Samples	Total AAFs	% AAF
		Samples	AAF	Samples	AAF				
Arm Wrestling	-	1	-	2	-	-	3	0	0%
Karate	Shinkyokushin WKO	4	-	-	-	-	4	0	0%
Rugby League	-	1	-	62	-	-	63	0	0%
Taekwondo	ITF Taekwondo	11	-	3	-	-	14	0	0%
Triathlon	Ironman	83	-	288	1	-	371	1	0.3%
<b>Totals</b>		<b>100</b>	<b>0</b>	<b>355</b>	<b>1</b>		<b>455</b>	<b>1</b>	<b>0%</b>

		Blood							
Sports	Disciplines	IC		OOC		Sub Total	Total Samples	Total AAFs	% AAF
		Samples	AAF	Samples	AAF				
Triathlon	Ironman	-	-	76	-	-	76	0	0%
<b>Totals</b>		<b>0</b>	<b>0</b>	<b>76</b>	<b>0</b>		<b>76</b>	<b>0</b>	<b>0%</b>

**Table 89: GHRF(GHS/GHRP) Tests Conducted in Other Sports/Disciplines from Code Signatories (Urine)**

Sports	Disciplines	IC		OOC		Sub Total	Total Samples	Total AAFs	% AAF
		Samples	AAF	Samples	AAF				
Arm Wrestling	-	27	-	17	-	-	44	0	0%
Karate	Shinkyokushin WKO	3	-	-	-	-	3	0	0%
Rugby League	-	19	-	387	-	-	406	0	0%
Taekwondo	ITF Taekwondo	11	-	5	-	-	16	0	0%
Triathlon	Ironman	34	-	192	-	-	226	0	0%
	<b>Totals</b>	<b>94</b>	<b>0</b>	<b>601</b>	<b>0</b>		<b>695</b>	<b>0</b>	<b>0%</b>

**Table 90: GHRF(GHRH) Tests Conducted in Other Sports/Disciplines from Code Signatories (Urine)**

Sports	Disciplines	IC		OOC		Sub Total	Total Samples	Total AAFs	% AAF
		Samples	AAF	Samples	AAF				
Rugby League	-	-	-	28	-	-	28	0	0%
Triathlon	Ironman	17	-	58	-	-	75	0	0%
	<b>Totals</b>	<b>17</b>	<b>0</b>	<b>86</b>	<b>0</b>		<b>103</b>	<b>0</b>	<b>0%</b>



**Table 91: GnRH Tests Conducted in Other Sports/Disciplines from Code Signatories (Urine)**

Sports	Disciplines	IC		OOC		Sub Total	Total Samples	Total AAFs	% AAF
		Samples	AAF	Samples	AAF				
Arm Wrestling	-	26	-	8	-	-	34	0	0%
Karate	Shinkyokushin WKO	2	-	-	-	-	2	0	0%
Rugby League	-	15	-	387	-	-	402	0	0%
Taekwondo	ITF Taekwondo	2	-	3	-	-	5	0	0%
Triathlon	Ironman	34	-	148	-	-	182	0	0%
<b>Totals</b>		<b>79</b>	<b>0</b>	<b>546</b>	<b>0</b>		<b>625</b>	<b>0</b>	<b>0%</b>

**Table 92: Insulin Tests\* conducted in Other Sports/Disciplines from Code Signatories (Urine and Blood)**

Sports	Disciplines	Urine							
		IC		OOC		Sub Total	Total Samples	Total AAFs	% AAF
Samples	AAF	Samples	AAF						
Taekwondo	ITF Taekwondo	-	-	1	-	-	1	0	0%
Triathlon	Ironman	-	-	13	-	-	13	0	0%
<b>Totals</b>		<b>0</b>	<b>0</b>	<b>14</b>	<b>0</b>		<b>14</b>	<b>0</b>	<b>0%</b>

\* No Insulin Blood Tests in Sports for Other Sports/Disciplines from Code Signatories were recorded in ADAMS

**Table 93: IGF-I Tests\*\* Conducted in Other Sports/Disciplines from Code Signatories (Urine and Blood)**

Sports	Disciplines	Urine							
		IC		OOC		Sub Total	Total Samples	Total AAFs	% AAF
Samples	AAF	Samples	AAF						
Triathlon	Ironman	-	-	7	-	-	7	0	0%
<b>Totals</b>		<b>0</b>	<b>0</b>	<b>7</b>	<b>0</b>		<b>7</b>	<b>0</b>	<b>0%</b>

Sports	Disciplines	Blood							
		IC		OOC		Sub Total	Total Samples	Total AAFs	% AAF
Samples	AAF	Samples	AAF						
Rugby League	-	-	-	10	-	-	10	0	0%
<b>Totals</b>		<b>0</b>	<b>0</b>	<b>10</b>	<b>0</b>		<b>10</b>	<b>0</b>	<b>0%</b>

**Table 94: hGH Isoforms Tests Conducted in Other Sports/Disciplines from Code Signatories (Blood)**

Sports	Disciplines	IC		OOC		Sub Total	Total Samples	Total AAFs	% AAF
		Samples	AAF	Samples	AAF				
Arm Wrestling	-	-	-	1	-	-	1	0	0%
Kurash	-	3	-	-	-	-	3	0	0%
Rugby League	-	6	-	21	-	-	27	0	0%
Taekwondo	ITF Taekwondo	3	-	2	-	-	5	0	0%
Triathlon	Ironman	1	-	49	-	-	50	0	0%
<b>Totals</b>		<b>13</b>	<b>0</b>	<b>73</b>	<b>0</b>		<b>86</b>	<b>0</b>	<b>0%</b>

**Table 95: hGH Biomarkers Tests Conducted in Other Sports/Disciplines from Code Signatories (Blood)**

Sports	Disciplines	IC		OOC		Sub Total	Total Samples	Total AAFs	% AAF
		Samples	AAF	Samples	AAF				
Rugby League	Rugby League	5	-	136	-	-	141	0	0%
Triathlon	Ironman	-	-	33	-	-	33	0	0%
<b>Totals</b>		<b>5</b>	<b>0</b>	<b>169</b>	<b>0</b>		<b>174</b>	<b>0</b>	<b>0%</b>

**Table 96: HBOC Tests Conducted in Other Sports/Disciplines from Code Signatories (Blood)**

Sports	Disciplines	IC		OOC		Sub Total	Total Samples	Total AAFs	% AAF
		Samples	AAF	Samples	AAF				
Rugby League	-	-	-	77	-	-	77	0	0%
Triathlon	Ironman	-	-	7	-	-	7	0	0%
<b>Totals</b>		<b>0</b>	<b>0</b>	<b>84</b>	<b>0</b>		<b>84</b>	<b>0</b>	<b>0%</b>

**Table 97: HBT (Transfusion) Tests Conducted in Other Sports/Disciplines from Code Signatories (Blood)**

Sports	Disciplines	IC		OOC		Sub Total	Total Samples	Total AAFs	% AAF
		Samples	AAF	Samples	AAF				
-	-	-	-	-	-	-	0	0	0%
<b>Totals</b>		<b>0</b>	<b>0</b>	<b>0</b>	<b>0</b>		<b>0</b>	<b>0</b>	<b>0%</b>

**Table 98: GC/C/IRMS Tests Conducted in Other Sports/Disciplines (Urine)**

Sports	Disciplines	IC				OOC				Sub Total	Total Samples	Total AAFs	% AAF
		Samples	Inc*	ATF**	AAF	Samples	Inc*	ATF**	AAF				
American Football	University	7	-	-	-	6	-	-	-	-	13	0	0%
Aquatics	Military Swimming Sprint 100m	2	-	-	2	-	-	-	-	2	5	3	60%
	University Swimming Middle	2	-	-	-	-	-	-	-	2			
	Military Swimming Middle	1	-	-	1	-	-	-	-	1			
Athletics	University Sprint 400m or less	1	-	-	-	-	-	-	-	1	5	0	0%
	College Cross Country	1	-	-	-	-	-	-	-	1			
	WMA Masters Athletics	1	-	-	-	-	-	-	-	1			
	Long Distance 3000m or greater	1	-	-	-	-	-	-	-	1			
	Ultra Running	1	-	-	-	-	-	-	-	1			
Australian Rules Football	-	5	-	-	-	11	-	-	-	-	16	0	0%
Baseball	Professional Baseball	5	-	-	-	2	-	-	-	-	7	0	0%
Basketball	Professional Basketball	1	-	-	-	-	-	-	-	-	1	0	0%
Biathlon	University	8	-	-	-	5	-	-	-	13	13	0	0%
Bodybuilding	INBA Natural Bodybuilding	3	-	-	-	-	-	-	-	3	8	2	25%
	Physique Sports	2	-	-	2	-	-	-	-	2			
	WNBF Natural Bodybuilding	2	-	-	-	-	-	-	-	2			
	CrossFit	1	-	-	-	-	-	-	-	1			
Boxing	Professional Boxing	4	-	1	-	13	-	-	-	17	20	0	0%
	Boxing	3	-	-	-	-	-	-	-	3			
Budo	-	-	-	-	-	1	-	-	-	-	1	0	0%
Clay Target Shooting	-	1	-	-	-	-	-	-	-	-	1	0	0%
Company Sports	-	-	-	-	-	1	-	1	-	-	1	0	0%
Curling	University	1	-	-	-	2	-	-	-	-	3	0	0%
Football	University	1	-	-	-	-	-	-	-	-	1	0	0%
Gaelic Games	Football	1	-	-	-	-	-	-	-	1	2	0	0%
	Hurling	-	-	-	-	1	-	-	-	1			
Golf	Professional Golf	1	1	-	-	1	-	-	-	-	2	0	0%
Gymnastics	University Artistic	1	-	-	-	-	-	-	-	-	1	0	0%
Heavy Events	Strongest man	-	-	-	-	1	-	-	-	-	1	0	0%
Horse Racing	-	2	-	-	-	-	-	-	-	-	2	0	0%
Ice Hockey	University	2	-	-	-	-	-	-	-	-	2	0	0%
Judo	University	1	-	-	-	1	-	-	-	-	2	0	0%
Kabaddi	-	7	-	-	-	-	-	-	-	-	7	0	0%
Kickboxing	IKF-Kickboxing	1	-	-	1	-	-	-	-	-	1	1	100%
Mixed Martial Arts	-	7	-	-	-	155	-	-	4	-	162	4	2%
Orienteering	Military Ski Orienteering	1	-	-	-	-	-	-	-	-	1	0	0%
Padel	-	2	-	-	-	-	-	-	-	-	2	0	0%
Pencak Silat	-	5	-	1	-	1	-	-	-	-	6	0	0%
Power Press	-	1	-	-	-	-	-	-	-	-	1	0	0%
Powerlifting	WDFPF Powerlifting	1	-	-	1	-	-	-	-	-	1	1	100%
Rugby	University Sevens	-	-	-	-	2	-	-	-	-	2	0	0%
School Sports	Athletics Combined Events	1	-	-	-	-	-	-	-	1	4	0	0%
	Athletics Long distance 3000m or	1	-	-	-	-	-	-	-	1			
	Athletics Sprint 400m or less	1	-	-	-	-	-	-	-	1			
	Athletics Throws	1	-	-	-	-	-	-	-	1			
Shooting	Military Shooting	1	-	-	-	-	-	-	-	-	1	0	0%
Skating	University Figure Skating	2	-	-	-	-	-	-	-	-	2	0	0%
Skiing	University Cross Country	2	-	-	-	-	-	-	-	1	3	0	0%
	University Alpine Skiing	1	-	-	-	-	-	-	-	1			
Skyrunning (R)	-	1	-	-	-	-	-	-	-	-	1	0	0%
Taekwondo	University Poomsae	1	-	-	-	-	-	-	-	-	1	0	0%

**Table 98: GC/C/IRMS Tests Conducted in Other Sports/Disciplines (Urine) - continued**

Sports	Disciplines	IC				OOC				Sub Total	Total Samples	Total AAFs	% AAF
		Samples	Inc*	ATF**	AAF	Samples	Inc*	ATF**	AAF				
Triathlon	Military Triathlon	1	-	-	-	-	-	-	-	-	1	0	0%
Ultimate Fighting	-	-	-	-	-	1	-	-	-	-	1	0	0%
Weightlifting	University	1	-	-	-	-	-	-	-	-	1	0	0%
Wrestling	Swiss Wrestling	-	-	-	-	1	-	-	-	-	1	0	0%
<b>Totals</b>		<b>101</b>			<b>7</b>	<b>205</b>			<b>4</b>		<b>306</b>	<b>11</b>	<b>4%</b>

\* The GC/C/IRMS result is inconclusive due to technical limitations (insufficient sample volume, very low concentrations of TCs or ERCs, presence of interfering compounds, etc.)

\*\* The GC/C/IRMS result does not meet the positivity criteria; however is not consistent with the endogenous origin of the target compound(s) in the laboratory's opinion.

**Table 99: GC/C/IRMS Tests Conducted in Other Sports/Disciplines for 19-norandrosterone (Urine)**

Sports	Disciplines	IC		OOC		Sub Total	Total Samples	Total AAFs	% AAF
		Samples	AAF	Samples	AAF				
Mixed Martial Arts	-	1	1	-	-	-	1	1	100%
<b>Totals</b>		<b>1</b>	<b>1</b>	<b>0</b>	<b>0</b>		<b>1</b>	<b>1</b>	<b>100%</b>

**Table 100: GC/C/IRMS Tests Conducted in Other Sports/Disciplines for Boldenone (Urine)**

Sports	Disciplines	IC		OOC		Sub Total	Total Samples	Total AAFs	% AAF
		Samples	AAF	Samples	AAF				
Bodybuilding	INBA Natural Bodybuilding	1	1	-	-	1	2	2	100%
	Physique Sports	1	1	-	-	1			
Mixed Martial Arts	-	-	-	1	1	-	1	1	100%
<b>Totals</b>		<b>2</b>	<b>2</b>	<b>1</b>	<b>1</b>		<b>3</b>	<b>3</b>	<b>100%</b>

**Table 101: ESA Tests Conducted in Other Sports/Disciplines (Urine and Blood)**

Sports	Disciplines	Urine						Total AAFs	% AAF
		IC Samples	AAF	OOB Samples	AAF	Sub Total	Total Samples		
<b>American Football</b>	University	-	-	21	-	-	21	0	0%
<b>Aquatics</b>	Free Diving	18	-	1	-	10	56	0	0%
	University Open Water	7	-	3	-	9			
	University Swimming Middle Distance 200-	8	-	1	-	5			
	University Swimming Sprint 100m or less	4	-	1	-	5			
	University Swimming Long Distance 800m	5	-	-	-	3			
	Military Swimming Long Distance 800m or	3	-	-	-	3			
	Military Swimming Middle Distance 200-	3	-	-	-	1			
	University Water Polo	1	-	-	-	1			
	Military Swimming Sprint 100m or less	1	-	-	-	1			
<b>Athletics</b>	University Long Distance 3000m or greater	24	-	2	-	26	69	0	0%
	University Sprint 400m or less	11	-	-	-	11			
	University Middle Distance 800-1500m	8	-	1	-	9			
	Military Long Distance 3000m or greater	4	-	2	-	6			
	WMA Masters Athletics	5	-	-	-	5			
	Military Cross-Country	4	-	-	-	2			
	Military Sprint 400m or less	1	-	1	-	2			
	Military Middle Distance 800-1500m	-	-	2	-	5			
	Military Athletics	2	-	-	-	2			
University Combined Events	2	-	-	-	2				
<b>Australian Rules Football</b>	-	-	-	12	-	-	12	0	0%
<b>Badminton</b>	University	1	-	-	-	-	1	0	0%
<b>Baseball</b>	Professional Baseball	20	-	-	-	20	21	0	0%
	University	1	-	-	-	1			
<b>Basketball</b>	Professional Basketball	10	-	-	-	10	12	0	0%
	University	2	-	-	-	2			
<b>Basque Sports</b>	Aizkora-korrika	6	-	-	-	-	6	0	0%
<b>Biathlon</b>	University	27	-	25	-	52	57	0	0%
	Military Biathlon	5	-	-	-	5			
<b>Bodybuilding</b>	INBA Natural Bodybuilding	1	-	-	-	-	1	0	0%
<b>Boxing</b>	Professional Boxing	3	-	46	-	49	51	0	0%
	Boxing	2	-	-	-	2			
<b>Canoe/Kayak</b>	University Long Distance 1000m	1	-	-	-	-	1	0	0%
<b>Chin-up</b>	Chin-Up Repetitions	-	-	1	-	-	1	0	0%
	Military Track Endurance	1	-	1	-	2			
<b>Cycling</b>	University Mountain Bike	-	-	1	-	1	5	0	0%
	Military Mountain Bike	-	-	1	-	1			
	Military Road	1	-	-	-	1			
<b>Fencing</b>	University Sabre	1	-	-	-	1	2	0	0%
	University Foil	1	-	-	-	1			
<b>Football</b>	University	2	-	-	-	2	4	0	0%
	College	-	-	2	-	2			
<b>Gaelic Games</b>	Football	-	-	4	-	-	4	0	0%
<b>Golf</b>	Professional Golf	6	-	-	-	-	6	0	0%
<b>Gymnastics</b>	University Artistic	3	-	-	-	3	4	0	0%
	University Rhythmic	1	-	-	-	1			
<b>Heavy Athletics</b>	-	1	-	-	-	-	1	0	0%
<b>Heavy Events</b>	-	-	-	2	-	-	2	0	0%
<b>Ice Hockey</b>	League	1	-	1	-	-	3	0	0%
	University	1	-	-	-	-			
<b>Jiu-Jitsu</b>	-	-	-	3	-	-	3	0	0%
<b>Judo</b>	University	4	-	-	-	-	4	0	0%
<b>Kickboxing</b>	IKF-Kickboxing	13	-	-	-	-	13	0	0%

**Table 101: ESA Tests Conducted in Other Sports/Disciplines (Urine and Blood) - continued**

Sports	Disciplines	Urine							
		IC Samples	AAF	OOC Samples	AAF	Sub Total	Total Samples	Total AAFs	% AAF
Military Sport Pentathlon	Military Pentathlon	1	-	-	-	-	1	0	0%
Mixed Martial Arts	-	1	-	171	-	-	172	0	0%
Orienteering	Military Ski Orienteering	2	-	-	-	-	2	0	0%
Padel	-	1	-	-	-	-	1	0	0%
Pencak Silat	-	-	-	1	-	-	1	0	0%
Power Press	-	-	-	1	-	-	1	0	0%
Powerlifting	WDFPF Powerlifting	1	-	-	-	-	1	0	0%
Ringette	-	1	-	-	-	-	1	0	0%
Roller Sports	University Inline Speed Skating Distance	7	-	-	-	-	7	0	0%
Sambo	University	1	-	-	-	-	1	0	0%
School Sports	Athletics Long distance 3000m or greater	3	-	-	-	3	4	0	0%
	Athletics Combined Events	1	-	-	-	1			
Skating	University Short Track	10	-	-	-	10	20	0	0%
	Military Speed Skating 1500m or less	2	-	2	-	4			
	Military Short Track Skating	2	-	-	-	2			
	Military Speed Skating greater than 1500m	1	-	1	-	2			
	University Figure Skating	1	-	1	-	2			
Ski Mountaineering	Military Ski Mountaineering	2	-	-	-	-	2	0	0%
Skiing	University Cross Country	14	-	-	-	14	31	0	0%
	Military Cross-Country	5	-	-	-	5			
	University Snowboard	3	-	-	-	3			
	University Alpine Skiing	3	-	-	-	3			
	University Freestyle Skiing	2	-	-	-	2			
	Military Alpine	2	-	-	-	2			
	University Nordic Combined	2	-	-	-	2			
Skyrunning (R)	-	2	-	-	-	-	2	0	0%
Taekwondo	University Sparring	4	-	-	-	-	4	0	0%
Tennis	University	1	-	-	-	-	1	0	0%
Traditional Karate	-	-	-	4	-	-	4	0	0%
Triathlon	University	3	-	1	-	-	4	0	0%
Ultimate Fighting	-	-	-	4	-	-	4	0	0%
Ultra Triathlon	-	8	-	-	-	-	8	0	0%
VA'A	Outrigger (Sprint)	13	-	-	-	-	13	0	0%
Waterskiing	University Racing Water Ski	4	-	-	-	-	4	0	0%
Weightlifting	University	2	-	-	-	-	2	0	0%
Wushu	University Taolu	1	-	-	-	-	1	0	0%
<b>Totals</b>		<b>332</b>	<b>0</b>	<b>320</b>	<b>0</b>		<b>652</b>	<b>0</b>	<b>0%</b>

Sports	Disciplines	Blood							
		IC Samples	AAF	OOC Samples	AAF	Sub Total	Total Samples	Total AAFs	% AAF
Aquatics	University Swimming Middle Distance 200-400m	1	-	-	-	-	1	0	0%
Athletics	University Long Distance 3000m or greater	-	-	2	-	2	3	0	0%
	Military Throws	-	-	1	-	1			
Australian Rules Football	-	-	-	1	-	-	1	0	0%
Baseball	Professional Baseball	11	-	-	-	-	11	0	0%
Boxing	Professional Boxing	1	-	-	-	-	1	0	0%
Cross Training	Military cross training	1	-	-	-	-	1	0	0%
Cycling	University Track Endurance	1	-	-	-	1	2	0	0%
	University Mountain Bike	-	-	1	-	1			
Mixed Martial Arts	-	-	-	2	-	-	2	0	0%
<b>Totals</b>		<b>15</b>	<b>0</b>	<b>7</b>	<b>0</b>		<b>22</b>	<b>0</b>	<b>0%</b>

**Table 102: GHRF(GHS/GHRP) Tests Conducted in Other Sports/Disciplines (Urine)**

Sports	Disciplines	IC		OOC		Sub Total	Total Samples	Total AAFs	% AAF
		Samples	AAF	Samples	AAF				
<b>American Football</b>	University	97	-	276	-	-	<b>373</b>	<b>0</b>	0%
<b>Aquatics</b>	Military Swimming Sprint 100m or less	49	-	1	-	50	<b>96</b>	<b>0</b>	0%
	Military Swimming Middle Distance 200-400m	24	-	2	-	26			
	University Swimming Middle Distance 200-400m	8	-	6	-	14			
	Military Swimming Long Distance 800m or greater	4	-	-	-	4			
	University Swimming Sprint 100m or less	-	-	1	-	1			
	Free Diving	-	-	1	-	1			
<b>Athletics</b>	University Long Distance 3000m or greater	15	-	5	-	20	<b>89</b>	<b>0</b>	0%
	University Sprint 400m or less	5	-	12	-	17			
	College Cross Country	4	-	9	-	13			
	University Jumps	5	-	4	-	9			
	University Throws	5	-	2	-	7			
	University Middle Distance 800-1500m	1	-	6	-	7			
	University Combined Events	4	-	2	-	6			
	Military Athletics	4	-	-	-	4			
	University Track & Field (R)	-	-	2	-	2			
	Military Middle Distance 800-1500m	-	-	2	-	2			
	Military Long Distance 3000m or greater	1	-	-	-	1			
Military Sprint 400m or less	1	-	-	-	1				
<b>Australian Rules Football</b>	-	5	-	-	-	-	<b>5</b>	<b>0</b>	0%
<b>Badminton</b>	College	2	-	-	-	-	<b>2</b>	<b>0</b>	0%
<b>Baseball</b>	University	-	-	25	-	25	<b>35</b>	<b>0</b>	0%
	Professional Baseball	-	-	10	-	10			
<b>Basketball</b>	University	10	-	6	-	16	<b>32</b>	<b>0</b>	0%
	College	6	-	9	-	15			
	Professional Basketball	1	-	-	-	1			
<b>Biathlon</b>	University	2	-	7	-	-	<b>9</b>	<b>0</b>	0%
<b>Bodybuilding</b>	INBA Natural Bodybuilding	7	1	1	-	8	<b>20</b>	<b>1</b>	5%
	Physique Sports	6	-	-	-	6			
	FISAF Fitness	4	-	-	-	4			
	WNBF Natural Bodybuilding	1	-	1	-	2			
<b>Boxing</b>	Professional Boxing	14	-	28	-	-	<b>42</b>	<b>0</b>	0%
<b>Broomball</b>	-	6	-	-	-	-	<b>6</b>	<b>0</b>	0%
<b>Chin-up</b>	Weighted Chin-Up	-	-	2	-	2	<b>3</b>	<b>0</b>	0%
	Chin-Up Repetitions	-	-	1	-	1			
<b>Cycling</b>	Military Mountain Bike	-	-	1	-	1	<b>3</b>	<b>0</b>	0%
	Military Track Endurance	-	-	1	-	1			
	Military Road	1	-	-	-	1			
<b>Field Hockey</b>	University	2	-	-	-	-	<b>2</b>	<b>0</b>	0%
<b>Football</b>	University	18	-	4	-	22	<b>41</b>	<b>0</b>	0%
	College	10	-	9	-	19			
<b>Gaelic Games</b>	Football	-	-	4	-	4	<b>7</b>	<b>0</b>	0%
	Hurling	-	-	3	-	3			
<b>Golf</b>	College	2	-	-	-	-	<b>2</b>	<b>0</b>	0%
<b>Gymnastics</b>	University Artistic	1	-	-	-	-	<b>1</b>	<b>0</b>	0%
<b>Heavy Athletics</b>	Heavy Athletics	2	-	-	-	-	<b>2</b>	<b>0</b>	0%

**Table 102: GHRF(GHS/GHRP) Tests Conducted in Other Sports/Disciplines (Urine)- continued**

Sports	Disciplines	IC		OOC		Sub Total	Total Samples	Total AAFs	% AAF
		Samples	AAF	Samples	AAF				
Heavy Events	Strongest man	1	-	5	-	6	8	0	0%
	Strongest Women	1	-	1	-	2			
Ice Hockey	University	21	-	32	-	53	56	0	0%
	National Icehockey League	2	-	1	-	3			
Jiu-Jitsu	-	11	-	3	-	-	14	0	0%
Judo	University	-	-	1	-	-	1	0	0%
Kabaddi	-	-	-	1	-	-	1	0	0%
Kempo	-	-	-	1	-	-	1	0	0%
Kung Fu	-	15	-	-	-	-	15	0	0%
Military Sport Pentathlon	Military Pentathlon	1	-	-	-	-	1	0	0%
Mixed Martial Arts	-	303	1	2052	-	-	2355	1	0.04%
Pencak Silat	-	-	-	1	-	-	1	0	0%
Power Press	-	3	-	11	-	-	14	0	0%
Powerlifting	WDFPF Powerlifting	1	-	-	-	-	1	0	0%
Ringette	-	-	-	5	-	-	5	0	0%
Rope Skipping	-	4	-	-	-	-	4	0	0%
Rugby Union	University Sevens	12	-	10	-	22	23	0	0%
	Rugby League (R)	1	-	-	-	1			
School Sports	Athletics Long distance 3000m or greater	1	-	-	-	1	2	0	0%
	Athletics Combined Events	1	-	-	-	1			
Shooting	Ball-Trap	14	-	-	-	-	14	0	0%
Skating	Military Speed Skating 1500m or less	3	-	5	-	8	18	0	0%
	University Short Track	6	-	-	-	6			
	University Figure Skating	1	-	1	-	2			
	Military Speed Skating greater than 1500m	1	-	1	-	2			
Skiing	University Cross Country	3	-	-	-	3	9	0	0%
	University Alpine Skiing	2	-	-	-	2			
	University Nordic Combined	1	-	-	-	1			
	University Ski Jumping	1	-	-	-	1			
	University Snowboard	1	-	-	-	1			
University Freestyle Skiing	1	-	-	-	1				
Traditional Karate	-	-	-	5	-	-	5	0	0%
Triathlon	University	2	-	1	-	-	3	0	0%
Ultimate Fighting	-	-	-	4	-	-	4	0	0%
Volleyball	College	9	-	3	-	12	27	0	0%
	Military Beach Volleyball	10	-	-	-	10			
	University Volleyball	3	-	2	-	5			
Waterskiing	University Racing Water Ski	4	-	-	-	-	4	0	0%
Weightlifting	University	25	-	2	-	-	27	0	0%
Wrestling	University	-	-	8	-	-	8	0	0%
<b>Totals</b>		<b>792</b>	<b>2</b>	<b>2599</b>	<b>0</b>		<b>3,391</b>	<b>2</b>	<b>0.06%</b>



**Table 103: GHRF(GHRH) Tests Conducted in Other Sports/Disciplines (Urine)**

Sports	Disciplines	IC		OOC		Sub Total	Total Samples	Total AAFs	% AAF
		Samples	AAF	Samples	AAF				
Aquatics	Military Swimming Middle Distance 200-400m	3	-	2	-	5	9	0	0%
	Military Swimming Sprint 100m or less	3	-	-	-	3			
	University Swimming Middle Distance 200-400m	-	-	1	-	1			
Bodybuilding	Physique Sports	2	-	-	-	2	3	0	0%
	WNBF Natural Bodybuilding	1	-	-	-	1			
Boxing	Professional Boxing	3	-	3	-	-	6	0	0%
Jiu-Jitsu	-	11	-	-	-	-	11	0	0%
Kabaddi	-	-	-	1	-	-	1	0	0%
Military Sport Pentathlon	-	1	-	-	-	-	1	0	0%
Mixed Martial Arts	-	180	-	650	-	-	830	0	0%
Pencak Silat	-	-	-	1	-	-	1	0	0%
Power Press	-	-	-	4	-	-	4	0	0%
School Sports	Athletics Long distance 3000m or greater	1	-	-	-	1	2	0	0%
	Athletics Combined Events	1	-	-	-	1			
Skating	Military Speed Skating 1500m or less	1	-	2	-	-	3	0	0%
<b>Totals</b>		<b>207</b>	<b>0</b>	<b>664</b>	<b>0</b>		<b>871</b>	<b>0</b>	<b>0%</b>

**Table 104: GnRH Tests Conducted in Other Sports/Disciplines (Urine)**

Sports	Disciplines	IC		OOC		Sub Total	Total Samples	Total AAFs	% AAF
		Samples	AAF	Samples	AAF				
American Football	University	97	-	275	-	-	372	0	0%
Aquatics	Military Swimming Sprint 100m or less	49	-	1	-	50	94	0	0%
	Military Swimming Middle Distance 200-	24	-	2	-	26			
	University Swimming Middle Distance 200-	8	-	6	-	14			
	Military Swimming Long Distance 800m or	4	-	-	-	4			
Athletics	University Long Distance 3000m or greater	15	-	3	-	18	75	0	0%
	University Sprint 400m or less	3	-	12	-	15			
	College Cross Country	4	-	9	-	13			
	University Middle Distance 800-1500m	1	-	5	-	6			
	University Combined Events	4	-	2	-	6			
	University Jumps	1	-	4	-	5			
	Military Athletics	4	-	-	-	4			
	University Throws	1	-	2	-	3			
	University Track & Field (R)	-	-	2	-	2			
	Military Long Distance 3000m or greater	1	-	-	-	1			
	Military Sprint 400m or less	1	-	-	-	1			
Military Middle Distance 800-1500m	-	-	1	-	1				
Australian Rules Football	-	5	-	-	-	-	5	0	0%
Badminton	College	2	-	-	-	-	2	0	0%
Baseball	University	-	-	25	-	-	25	0	0%
Basketball	University	10	-	6	-	16	31	0	0%
	College	6	-	9	-	15			
Bodybuilding	Physique Sports	6	-	-	-	6	17	0	0%
	INBA Natural Bodybuilding	5	-	-	-	5			
	FISAF Fitness	4	-	-	-	4			
	WNBF Natural Bodybuilding	1	-	1	-	2			
Boxing	Professional Boxing	3	-	7	-	10	12	0	0%
	Boxing	2	-	-	-	2			
Broomball	-	6	-	-	-	-	6	0	0%
Cycling	Military Track Endurance	-	-	1	-	1	2	0	0%
	Military Mountain Bike	-	-	1	-	1			
Field Hockey	University	2	-	-	-	-	2	0	0%
Football	University	18	-	4	-	22	41	0	0%
	College	10	-	9	-	19			
Gaelic Games	Football	-	-	4	-	4	7	0	0%
	Hurling	-	-	3	-	3			
Golf	College	2	-	-	-	-	2	0	0%
Heavy Athletics	-	2	-	-	-	-	2	0	0%
Ice Hockey	University	20	-	32	-	52	53	0	0%
	National Icehockey League	1	-	-	-	1			
Jiu-Jitsu	-	11	-	1	-	-	12	0	0%
Kung Fu	-	15	-	-	-	-	15	0	0%
Military Sport Pentathlon	Military Pentathlon	1	-	-	-	-	1	0	0%
Mixed Martial Arts	-	270	-	1091	-	-	1361	0	0%
Power Press	-	-	-	4	-	-	4	0	0%
Ringette	-	-	-	5	-	-	5	0	0%

**Table 104: GnRH Tests Conducted in Other Sports/Disciplines (Urine)**

Sports	Disciplines	IC		OOC		Sub Total	Total Samples	Total AAFs	% AAF
		Samples	AAF	Samples	AAF				
Rugby Union	University Sevens	12	-	10	-	-	22	0	0%
School Sports	Athletics Long distance 3000m or greater	1	-	-	-	1	2	0	0%
	Athletics Combined Events	1	-	-	-	1			
Shooting	Ball-Trap	14	-	-	-	-	14	0	0%
Skating	Military Speed Skating 1500m or less	3	-	5	-	8	10	0	0%
	Military Speed Skating greater than 1500m	1	-	1	-	2			
Ultimate Fighting	Ultimate Fighting	-	-	2	-	-	2	0	0%
	College	9	-	3	-	12			
Volleyball	Military Beach Volleyball	10	-	-	-	10	27	0	0%
	University Volleyball	3	-	2	-	5			
Waterskiing	University Racing Water Ski	4	-	-	-	-	4	0	0%
Weightlifting	University	1	-	1	-	-	2	0	0%
Wrestling	University	-	-	8	-	-	8	0	0%
<b>Totals</b>		<b>678</b>	<b>0</b>	<b>1559</b>	<b>0</b>		<b>2,237</b>	<b>0</b>	<b>0%</b>

**Table 105: Insulin Tests\* Conducted in Other Sports/Disciplines (Urine and Blood)**

		Urine							
Sports	Disciplines	IC		OOC		Sub Total	Total Samples	Total AAFs	% AAF
		Samples	AAF	Samples	AAF				
-	-	-	-	-	-	-	0	0	0%
<b>Totals</b>		<b>0</b>	<b>0</b>	<b>0</b>	<b>0</b>		<b>0</b>	<b>0</b>	<b>0%</b>

\* No Insulin Urine or Blood Tests in Other Sports/Disciplines were recorded in ADAMS

**Table 106: IGF-I Tests\* Conducted in Other Sports/Disciplines (Urine and Blood)**

		Blood							
Sports	Disciplines	IC		OOC		Sub Total	Total Samples	Total AAFs	% AAF
		Samples	AAF	Samples	AAF				
American Football	University	18	-	31	-	-	49	0	0%
Mixed Martial Arts	UFC Flyweight	2	-	-	-	-	2	0	0%
Ultimate Fighting	Ultimate Fighting	-	-	1	-	-	1	0	0%
<b>Totals</b>		<b>20</b>	<b>0</b>	<b>32</b>	<b>0</b>		<b>52</b>	<b>0</b>	<b>0%</b>

\* No IGF-I Urine Tests in Other Sports were recorded in ADAMS

**Table 107: hGH Isoforms Tests Conducted in Other Sports/Disciplines (Blood)**

Sports	Disciplines	IC		OOC		Sub Total	Total Samples	Total AAFs	% AAF
		Samples	AAF	Samples	AAF				
American Football	University	18	-	32	-	-	50	0	0%
Aquatics	University Swimming Sprint 100m or less	1	-	1	-	2	5	0	0%
	University Swimming Middle Distance 200-400m	2	-	-	-	2			
	University Diving	1	-	-	-	1			
Archery	University	1	-	-	-	-	1	0	0%
Athletics	University Sprint 400m or less	2	-	-	-	2	7	0	0%
	University Throws	1	-	-	-	1			
	University Long Distance 3000m or greater	-	-	1	-	1			
	Military Sprint 400m or less	1	-	-	-	1			
	Military Middle Distance 800-1500m	1	-	-	-	1			
	Military Throws	-	-	1	-	1			
Baseball	Professional Baseball	33	-	-	-	-	33	0	0%
Basketball	Professional Basketball	15	-	-	-	15	16	0	0%
	University	1	-	-	-	1			
Biathlon	University	4	-	3	-	7	11	0	0%
	Military Biathlon	4	-	-	-	4			
Bodybuilding	INBA Natural Bodybuilding	3	-	4	-	7	8	0	0%
	Physique Sports	1	-	-	-	1			
Boxing	Professional Boxing	2	-	16	-	-	18	0	0%
Chin-up	Weighted Chin-Up	-	-	2	-	2	3	0	0%
	Chin-Up Repetitions	-	-	1	-	1			
Cycling	Military Mountain Bike	-	-	1	-	1	3	0	0%
	University Track Endurance	1	-	-	-	1			
	University Mountain Bike	-	-	1	-	1			
Football	University	4	-	-	-	-	4	0	0%
Gaelic Games	Football	-	-	16	-	16	19	0	0%
	Hurling	-	-	3	-	3			
Gymnastics	University Artistic	5	-	-	-	-	5	0	0%
Heavy Events	Strongest man	2	-	4	-	6	8	0	0%
	Strongest Women	-	-	1	-	1			
	Gripevents	1	-	-	-	1			
Jiu-Jitsu	-	-	-	1	-	-	1	0	0%
Judo	University	1	-	-	-	-	1	0	0%
Mixed Martial Arts	-	2	-	5	-	-	7	0	0%
Power Press	-	3	-	11	-	-	14	0	0%
Skating	Military Speed Skating 1500m or less	2	-	1	-	3	6	0	0%
	Military Short Track Skating	2	-	-	-	2			
	Military Speed Skating greater than 1500m	-	-	1	-	1			
Skiing	Military Cross-Country	4	-	-	-	4	5	0	0%
	University Cross Country	1	-	-	-	1			
Traditional Karate	-	1	-	4	-	-	5	0	0%
Ultimate Fighting	-	-	-	3	-	-	3	0	0%
Volleyball	Professional Volleyball	8	-	-	-	8	9	0	0%
	University Volleyball	1	-	-	-	1			
Weightlifting	University	3	-	-	-	-	3	0	0%
<b>Totals</b>		<b>132</b>	<b>0</b>	<b>113</b>	<b>0</b>		<b>245</b>	<b>0</b>	<b>0%</b>

**Table 108: hGH Biomarkers Tests Conducted in Other Sports/Disciplines (Blood)**

Sports	Disciplines	IC		OOC		Sub Total	Total Samples	Total AAFs	% AAF
		Samples	AAF	Samples	AAF				
American Football	University	18	-	31	-	-	49	0	0%
Australian Rules Football	-	-	-	2	-	-	2	0	0%
Biathlon	University	-	-	2	-	-	2	0	0%
Bodybuilding	INBA Natural Bodybuilding	-	-	2	-	-	2	0	0%
Boxing	Professional Boxing	2	-	6	-	-	8	0	0%
Mixed Martial Arts Total	-	24	-	32	-	-	56	0	0%
Power Press	-	6	-	-	-	-	6	0	0%
Skating	Military Speed Skating greater than 1500m	-	-	1	-	-	1	0	0%
Triathlon	University	1	-	-	-	-	1	0	0%
Ultimate Fighting	-	-	-	1	-	-	1	0	0%
<b>Totals</b>		<b>51</b>	<b>0</b>	<b>77</b>	<b>0</b>		<b>128</b>	<b>0</b>	<b>0%</b>

**Table 109: HBOC Tests Conducted in Other Sports/Disciplines (Blood)**

Sports	Disciplines	IC		OOC		Sub Total	Total Samples	Total AAFs	% AAF
		Samples	AAF	Samples	AAF				
Australian Rules Football	-	-	-	2	-	-	2	0	0%
Bodybuilding	INBA Natural Bodybuilding	-	-	2	-	-	2	0	0%
Cycling	University Mountain Bike	-	-	1	-	-	1	0	0%
Mixed Martial Arts	UFC Heavyweight	-	-	1	-	-	1	0	0%
Traditional Karate	-	-	-	3	-	-	3	0	0%
Triathlon	University	1	-	-	-	-	1	0	0%
<b>Totals</b>		<b>1</b>	<b>0</b>	<b>9</b>	<b>0</b>		<b>10</b>	<b>0</b>	<b>0%</b>

**Table 110: HBT (Transfusion) Tests Conducted in Other Sports/Disciplines (Blood)**

Sports	Disciplines	IC		OOC		Sub Total	Total Samples	Total AAFs	% AAF
		Samples	AAF	Samples	AAF				
-	-	-	-	-	-	-	0	0	0%
<b>Totals</b>		<b>0</b>	<b>0</b>	<b>0</b>	<b>0</b>		<b>0</b>	<b>0</b>	<b>0%</b>

**2017 Anti-Doping Testing Figures**  
*Samples Analyzed and Reported by Accredited Laboratories in ADAMS*

**Table 111: Total AAFs\* per Drug Class as Reported in ASOIF Sports**

Sports	Discipline	Anabolic Agents	Peptide Hormones, Growth Factors and Related Substances	Beta-2 Agonists	Hormone and Metabolic Modulators	Diuretics and Other Masking Agents	Stimulants	Narcotics	Cannabinoids	Glucocorticoids	Alcohol	Beta- Blockers	Enhancement of Oxygen Transfer	Chemical and Physical Manipulation	Sub total	Total Findings per Sport	% of total Findings
		S1.	S2.	S3.	S4.	S5.	S6.	S7.	S8.	S9.	P1.	P2.	M1.	M2.			
Aquatics	Swimming Sprint 100m or less	19	-	6	1	1	7	-	-	2	-	-	-	-	36	77	4.2%
	Swimming Middle Distance 200-400m	5	-	1	1	5	2	-	-	2	-	-	-	-	16		
	Open Water	3	1	-	-	1	4	-	-	-	-	-	-	-	9		
	Water Polo	2	-	-	2	-	1	-	1	-	-	-	-	-	6		
	Diving	2	-	-	-	-	3	-	-	-	-	-	-	-	5		
	Swimming Long Distance 800m or greater	1	-	1	1	-	-	1	-	-	-	-	-	-	4		
Archery	Aquatics	-	-	-	-	-	1	-	-	-	-	2	-	-	3	5	0.3%
	Recurve	-	-	-	-	1	-	-	-	-	-	-	-	-	1		
	Compound	-	-	-	-	-	-	-	-	-	-	1	-	-	1		
Athletics	Long Distance 3000m or greater	46	23	10	7	6	7	1	-	14	-	-	-	-	114	333	18.2%
	Sprint 400m or less	39	9	1	9	4	8	1	-	3	-	-	-	-	74		
	Throws	37	-	2	4	2	7	-	1	-	-	-	-	-	53		
	Marathon	11	5	1	-	1	1	-	-	4	-	-	-	-	23		
	Jumps	5	-	-	-	2	4	-	3	2	-	-	-	-	16		
	Middle Distance 800-1500m	4	5	-	3	1	1	-	-	2	-	-	-	-	16		
	Combined Events	-	-	1	4	4	1	-	1	-	-	-	-	-	11		
	Race Walk	2	1	-	-	3	-	-	-	1	-	-	-	-	7		
	Cross Country	-	-	2	-	-	-	-	-	3	-	-	-	-	5		
	Athletics	2	-	-	-	-	-	1	1	-	-	-	-	-	4		
	Road Running	1	-	-	-	-	-	-	1	2	-	-	-	-	4		
	Ultra Running	-	-	-	-	1	1	-	-	-	-	-	-	-	2		
	Half Marathon	1	-	-	-	-	-	-	-	1	-	-	-	-	2		
Mountain Running	-	-	1	-	-	-	-	-	-	-	-	-	-	1			
Badminton	Track	1	-	-	-	-	-	-	-	-	-	-	-	-	-	1	0.1%
	-	-	-	-	-	-	1	-	-	-	-	-	-	-	-		
Basketball	Basketball	7	-	6	2	-	16	-	10	4	-	-	-	-	45	46	2.5%
	3 on 3	-	-	-	1	-	-	-	-	-	-	-	-	-	1		
Boxing	-	19	1	6	9	29	7	3	7	4	-	-	-	-	85	85	4.6%
	Sprint 200m	3	2	1	-	2	1	-	-	-	-	-	-	-	9		
Canoe/Kayak	Long Distance 1000m	6	-	-	-	-	-	-	-	-	-	-	-	-	6	27	1.5%
	Middle Distance 500m	3	-	-	1	-	-	-	-	-	-	-	-	-	4		
	Freestyle	3	-	-	-	-	-	-	-	-	-	-	-	-	3		
	Canoe Slalom	2	-	-	-	-	-	-	-	1	-	-	-	-	3		
	Wildwater	-	-	-	1	-	-	-	-	-	-	-	-	-	1		
	Marathon	1	-	-	-	-	-	-	-	-	-	-	-	-	1		
Cycling	Road	82	44	14	15	7	45	13	2	45	-	-	-	-	267	365	19.9%
	Mountain Bike	12	2	1	-	1	11	-	-	5	-	-	-	-	32		
	Track Endurance	2	-	5	3	3	5	1	-	-	-	-	-	-	19		
	Track Sprint	4	1	-	1	7	2	-	-	2	-	-	-	-	17		
	Cyclo-Cross	4	1	1	1	-	2	-	1	3	-	-	-	-	13		
	BMX	5	-	1	-	2	1	-	-	2	-	-	-	-	11		
	Cycling	-	-	2	-	-	-	-	-	1	-	-	-	-	3		
	Artistic	1	-	-	-	-	-	-	-	1	-	-	-	-	2		
Equestrian	Track	-	-	-	-	-	1	-	-	-	-	-	-	-	1	8	0.4%
	Eventing	-	-	-	-	1	5	-	-	-	-	-	-	-	6		
	Dressage	-	-	-	1	-	-	-	-	-	-	-	-	-	1		
	Endurance	1	-	-	-	-	-	-	-	-	-	-	-	-	1		

\* The Adverse Analytical Findings (AAFs) in this report are not to be confused with adjudicated or sanctioned Anti-Doping Rule Violations (ADRVs), as the figures given in this report may contain findings that underwent the Therapeutic Use Exemption (TUE) approval process or multiple findings on the same Athlete. This data details the number of occurrences of AAFs and therefore multiple AAFs may be linked to the same Sample.

**2017 Anti-Doping Testing Figures**  
*Samples Analyzed and Reported by Accredited Laboratories in ADAMS*

**Table 111: Total AAFs\* per Drug Class as Reported in ASOIF Sports**

Sports	Discipline	Anabolic Agents	Peptide Hormones, Growth Factors and Related Substances	Beta-2 Agonists	Hormone and Metabolic Modulators	Diuretics and Other Masking Agents	Stimulants	Narcotics	Cannabinoids	Glucocorticoids	Alcohol	Beta- Blockers	Enhancement of Oxygen Transfer	Chemical and Physical Manipulation	Sub total	Total Findings per Sport	% of total Findings
		S1.	S2.	S3.	S4.	S5.	S6.	S7.	S8.	S9.	P1.	P2.	M1.	M2.			
Fencing	Sabre	-	-	1	-	-	-	-	-	2	-	-	-	-	3	7	0.4%
	Foil	1	-	-	-	1	1	-	-	-	-	-	-	-	3		
	Epee	-	-	-	-	-	-	-	1	-	-	-	-	-	1		
Field Hockey	Indoor	7	-	-	-	-	-	-	-	-	-	-	-	-	7	14	0.8%
	Field Hockey	2	-	-	1	-	3	-	-	1	-	-	-	-	7		
Football	Football	43	4	10	3	20	38	7	12	38	-	-	-	-	175	183	10.0%
	Futsal	2	-	-	-	-	2	-	3	-	-	-	-	-	7		
	Beach Football	-	-	-	-	-	-	1	-	-	-	-	-	-	1		
Golf	-	1	-	-	-	-	-	-	1	1	-	1	-	-	4	0.2%	
Gymnastics	Artistic	1	-	-	-	2	4	-	-	-	-	-	-	-	7	16	0.9%
	Rhythmic	-	-	-	-	6	-	-	-	-	-	-	-	-	6		
	Trampoline	-	-	-	-	-	1	-	-	-	-	-	-	-	1		
	Aerobic	-	-	-	-	-	1	-	-	-	-	-	-	-	1		
	Acrobatic	-	-	-	-	-	1	-	-	-	-	-	-	-	1		
Handball	Indoor	9	-	2	3	1	6	3	1	-	-	-	-	-	25	1.4%	
Judo	-	23	-	-	8	13	12	1	1	2	-	-	-	-	60	3.3%	
Modern Pentathlon	-	1	-	-	-	-	-	-	1	-	-	-	-	-	2	0.1%	
Rowing	-	14	1	1	3	9	3	-	-	2	-	-	-	-	33	1.8%	
Rugby Union	Fifteens	40	1	6	5	2	20	8	5	5	-	-	-	-	92	110	6.0%
	Sevens	7	-	-	1	1	2	1	-	3	-	-	-	-	15		
	Rugby Union	-	-	-	-	-	-	-	3	-	-	-	-	-	3		
Sailing	Sailing	1	-	-	-	1	-	-	-	-	-	-	-	-	2	3	8.8%
	Laser-R	-	-	-	-	-	-	-	1	-	-	-	-	-	1		
Shooting	Shooting	-	-	2	1	4	2	-	1	-	-	1	-	-	11	15	0.8%
	Shotgun	4	-	-	-	-	-	-	-	-	-	-	-	-	4		
Table Tennis	-	-	-	-	1	-	-	1	1	-	-	-	-	-	3	0.2%	
Taekwondo	Sparring	3	-	-	1	4	1	-	-	-	-	-	-	-	9	13	0.7%
	Taekwondo	2	-	-	-	-	-	-	-	-	-	-	-	-	2		
	Poomsae	-	-	1	-	-	1	-	-	-	-	-	-	-	2		
Tennis	-	3	-	-	2	5	16	1	3	4	-	-	-	-	34	1.9%	
Triathlon	Triathlon	5	3	1	-	4	3	-	-	4	-	-	-	-	20	26	1.4%
	Duathlon	-	-	2	-	-	-	-	-	1	-	-	-	-	3		
	Aquathlon	1	-	-	-	-	-	-	-	-	-	-	-	-	1		
	Cross Triathlon	-	-	-	-	-	1	-	-	-	-	-	-	-	1		
	Long Distance	-	-	1	-	-	-	-	-	-	-	-	-	-	1		
Volleyball	Volleyball	10	-	3	-	1	3	-	1	-	-	-	-	-	18	25	1.4%
	Beach	1	-	-	-	2	2	-	-	2	-	-	-	-	7		
Weightlifting	Weightlifting	129	3	8	12	25	23	1	2	3	-	-	-	-	206	206	11.2%
	Wrestling	20	2	3	6	12	11	-	3	1	-	-	-	-	58		
	Freestyle	8	-	-	1	4	4	-	1	-	-	-	-	-	18		
Wrestling	Greco-Roman	4	-	1	3	1	-	-	1	2	-	-	-	-	12	107	5.8%
	Traditional Wrestling	7	-	-	2	-	-	-	-	-	-	-	-	-	9		
	Grappling	7	-	-	1	-	-	-	-	-	-	-	-	-	8		
	Women's Freestyle	-	-	-	-	1	-	-	-	-	-	-	-	-	1		
	Pankration	-	-	-	-	-	-	-	-	1	-	-	-	-	1		
<b>TOTAL PER DRUG CLASS</b>		<b>692</b>	<b>109</b>	<b>105</b>	<b>121</b>	<b>205</b>	<b>306</b>	<b>47</b>	<b>68</b>	<b>175</b>	<b>0</b>	<b>5</b>	<b>0</b>	<b>0</b>	<b>1833</b>		
<b>% of Drug Class</b>		<b>38%</b>	<b>6%</b>	<b>6%</b>	<b>7%</b>	<b>11%</b>	<b>17%</b>	<b>3%</b>	<b>4%</b>	<b>10%</b>	<b>0%</b>	<b>0.3%</b>	<b>0%</b>	<b>0%</b>			

\* The Adverse Analytical Findings (AAFs) in this report are not to be confused with adjudicated or sanctioned Anti-Doping Rule Violations (ADRVs), as the figures given in this report may contain findings that underwent the Therapeutic Use Exemption (TUE) approval process or multiple findings on the same Athlete. This data details the number of occurrences of AAFs and therefore multiple AAFs may be linked to the same Sample.

**2017 Anti-Doping Testing Figures**  
*Samples Analyzed and Reported by Accredited Laboratories in ADAMS*

**Table 112: Total AAFs\* per Drug Class as Reported in AIOWF Sports**

Sports	Discipline	Anabolic Agents	Peptide Hormones, Growth Factors and Related Substances	Beta-2 Agonists	Hormone and Metabolic Modulators	Diuretics and Other Masking Agents	Stimulants	Narcotics	Cannabinoids	Glucocorticoid- steroids	Alcohol	Beta- Blockers	Enhancement of Oxygen Transfer	Chemical and Physical Manipulation	sub total	Total Findings per Sport	% of total Findings
		S1.	S2.	S3.	S4.	S5.	S6.	S7.	S8.	S9.	P1.	P2.	M1.	M2.			
Biathlon	-	-	-	-	-	1	-	-	-	-	-	-	-	-	-	1	1%
Bobsleigh	Skeleton	-	-	-	-	2	3	-	-	-	-	-	-	-	5	10	14%
	Bobsleigh	-	-	-	1	-	4	-	-	-	-	-	-	-	5		
Ice Hockey	-	-	-	-	-	-	1	-	-	-	-	-	-	-	-	1	1%
Luge	-	4	-	5	4	1	17	-	1	2	-	-	-	-	-	34	49%
Skating	Luge	1	-	-	-	-	-	-	1	-	-	-	-	-	2	8	12%
	Figure Skating	-	-	-	-	2	1	-	-	-	-	-	-	-	3		
	Speed Skating 1500m or less	2	-	-	-	-	-	-	-	-	-	-	-	-	2		
	Speed Skating greater than 1500m	-	-	-	1	-	-	-	-	-	-	-	-	-	1		
Skiing	Cross-Country	-	1	1	4	3	-	-	-	-	-	-	-	-	9	15	22%
	Snowboard	-	-	-	-	-	2	-	1	-	-	-	-	-	3		
	Alpine	-	-	-	-	1	-	-	1	-	-	-	-	-	2		
	Freestyle	-	-	-	-	-	1	-	-	-	-	-	-	-	1		
<b>TOTAL PER DRUG CLASS</b>		<b>7</b>	<b>1</b>	<b>6</b>	<b>10</b>	<b>10</b>	<b>29</b>	<b>0</b>	<b>4</b>	<b>2</b>	<b>0</b>	<b>0</b>	<b>0</b>	<b>0</b>		<b>69</b>	
<b>% of Drug Class</b>		<b>10%</b>	<b>1%</b>	<b>9%</b>	<b>14%</b>	<b>14%</b>	<b>42%</b>	<b>0%</b>	<b>6%</b>	<b>3%</b>	<b>0%</b>	<b>0%</b>	<b>0%</b>	<b>0%</b>			

\* The *Adverse Analytical Findings (AAFs)* in this report are not to be confused with adjudicated or sanctioned *Anti-Doping Rule Violations (ADRVs)*, as the figures given in this report may contain findings that underwent the Therapeutic Use Exemption (TUE) approval process or multiple findings on the same *Athlete*. This data details the number of occurrences of AAFs and therefore multiple AAFs may be linked to the same Sample.



**2017 Anti-Doping Testing Figures**  
**Samples Analyzed and Reported by Accredited Laboratories in ADAMS**

**Table 113: Total AAFs\* per Drug Class as Reported in ARISF Sports**

Sports	Discipline	Drug Class														sub total	Total Findings per Sport	% of total Findings
		S1.	S2.	S3.	S4.	S5.	S6.	S7.	S8.	S9.	P1.	P2.	M1.	M2.				
Air Sports	Hang Gliding & Paragliding	-	-	1	-	-	-	-	-	-	-	-	-	-	1	2	0.8%	
	Rotorcraft	-	-	-	-	1	-	-	-	-	-	-	-	-	1			
American Football	-	9	1	2	2	1	7	-	4	1	-	-	-	-	-	27	11.2%	
Automobile Sports	Automobile Sports	1	-	-	-	1	1	-	-	-	-	-	-	-	3	7	2.9%	
	Rally	2	-	-	-	1	-	-	-	-	-	-	-	-	3			
	Karting	-	-	-	-	-	-	-	-	-	-	1	-	-	1			
Bandy	-	-	-	1	-	-	-	-	-	-	-	-	-	-	-	1	0.4%	
Baseball / Softball	Baseball	22	-	-	2	-	23	1	2	-	-	-	-	-	-	50	20.7%	
	Softball	-	-	-	-	-	-	-	-	-	-	-	-	-	-			
Basque Pelota	-	1	-	-	-	-	-	-	-	2	-	-	-	-	-	3	1.2%	
Billiards Sports	Pool	-	-	-	-	-	2	-	2	-	-	-	-	-	4	10	4.1%	
	Snooker	-	-	1	-	1	-	-	-	-	-	1	-	-	3			
	Billiards	-	-	-	-	1	1	-	1	-	-	-	-	-	3			
Boules Sports	Petanque	-	-	-	-	2	1	-	1	-	-	-	-	-	4	5	2.1%	
	Boules Sports	1	-	-	-	-	-	-	-	-	-	-	-	-	1			
Bowling	-	-	-	-	1	2	-	-	-	-	-	-	-	-	-	3	1.2%	
Bridge	-	-	-	-	-	5	-	-	-	-	-	-	-	-	-	5	2.1%	
Cheer	-	1	-	1	1	-	4	-	1	-	-	-	-	-	-	8	5.5%	
Chess	-	-	-	-	-	2	-	-	-	-	-	-	-	-	-	2	0.8%	
Cricket	-	1	-	1	-	-	1	-	1	2	-	-	-	-	-	6	2.5%	
DanceSport	Latin	-	-	-	-	-	4	-	-	-	-	-	-	-	4	6	2.5%	
	DanceSport	-	-	-	-	-	2	-	-	-	-	-	-	-	2			
Floorball	-	-	-	-	-	1	3	-	-	-	-	-	-	-	-	4	1.7%	
Karate	-	2	1	2	-	-	2	-	3	-	-	-	-	-	-	10	4.1%	
Korfball	-	-	-	-	-	-	-	-	-	-	-	-	-	-	-	0	0.0%	
Life Saving	Pool	-	-	1	-	-	1	-	-	-	-	-	-	-	2	4	1.7%	
	Lifesaving	-	-	-	-	-	-	-	-	1	-	-	-	-	1			
	Ocean	-	-	-	-	-	1	-	-	-	-	-	-	-	1			
Motorcycling	Motorcycle Racing	-	-	-	-	-	1	-	2	-	-	-	-	-	3	10	4.1%	
	Enduro	-	-	-	-	-	2	-	-	-	-	-	-	-	2			
	Supercross	-	-	-	-	-	1	-	-	-	-	-	-	-	1			
	Speedway	-	-	-	1	-	-	-	-	-	-	-	-	-	1			
	Supermoto	-	-	-	-	-	-	-	-	1	-	-	-	-	1			
	Motocross	-	-	-	-	1	-	-	-	-	-	-	-	-	1			
	Road Racing	-	-	-	-	1	-	-	-	-	-	-	-	-	1			
Mountaineering and Climbing	Ice Climbing	-	-	-	1	-	-	-	-	-	-	-	-	-	-	1	0.4%	
Muaythai	-	1	-	-	-	11	2	-	9	-	-	-	-	-	-	23	9.5%	
Orienteering	Orienteering	-	-	-	-	-	-	-	-	2	-	-	-	-	2	5	2.1%	
	Mountain Bike Orienteering	-	-	-	-	1	-	-	-	-	-	-	-	-	1			
	Trail Orienteering	-	-	-	-	1	-	-	-	-	-	-	-	-	1			
	Ski Orienteering	-	-	-	1	-	-	-	-	-	-	-	-	-	1			

**2017 Anti-Doping Testing Figures**  
*Samples Analyzed and Reported by Accredited Laboratories in ADAMS*

**Table 113: Total AAFs\* per Drug Class as Reported in ARISF Sports - continued**

Sports	Discipline	S1.	S2.	S3.	S4.	S5.	S6.	S7.	S8.	S9.	P1.	P2.	M1.	M2.	sub total	Total Findings per Sport	% of total Findings
Powerboating	Aquabike	2	-	-	-	-	-	-	-	-	-	-	-	-	2	4	1.7%
	Offshore	-	-	-	-	-	-	-	-	1	-	-	-	-	1		
	Circuit	-	-	-	-	1	-	-	-	-	-	-	-	-	1		
Racquetball	-	-	-	-	1	-	-	-	-	-	-	-	-	-	-	1	0.4%
Roller Sports	Rink Hockey (R)	2	-	-	-	-	-	-	-	-	-	-	-	-	2	10	4.1%
	Inline Speed Skating Sprint 1000m or less	1	-	-	-	-	-	-	-	1	-	-	-	-	2		
	Hockey	-	-	1	1	-	-	-	-	-	-	-	-	-	2		
	Inline Hockey (R)	-	-	-	-	-	2	-	-	-	-	-	-	-	2		
	Inline Speed Skating Distance greater than 1000m	-	-	-	-	-	-	1	-	-	-	-	-	-	1		
Ski Mountaineering	Alpine & Downhill	1	-	-	-	-	-	-	-	-	-	-	-	-	1	3	1.2%
Sport Climbing	Speed	1	-	-	-	-	-	-	-	-	-	-	-	-	1		
Squash	-	-	-	1	-	-	1	-	-	2	-	-	-	-	4		
Sumo	-	-	-	-	-	-	-	-	-	1	-	-	-	-	-	1	0.4%
Surfing	-	-	-	-	-	1	-	-	1	-	-	-	-	-	-	2	0.8%
Tug of War	-	-	-	-	-	-	-	-	-	1	-	-	-	-	-	1	0.4%
Underwater Sports	Finswimming Pool	1	-	-	1	-	1	-	1	-	-	-	-	-	4	8	3.3%
	UW Orienteering	-	-	-	-	2	-	-	-	-	-	-	-	-	2		
	UW Rugby	-	-	-	-	-	-	-	-	1	-	-	-	-	1		
	Finswimming Open Water	-	-	1	-	-	-	-	-	-	-	-	-	-	1		
Waterskiing	Cable Wakeboard	3	-	-	-	-	-	-	-	-	-	-	-	-	3	4	1.7%
	Racing Water Ski	-	-	-	-	-	1	-	-	-	-	-	-	-	1		
Wushu	Sanda	5	-	-	1	3	1	-	-	-	-	-	-	-	-	10	4.1%
<b>TOTAL PER DRUG CLASS</b>		<b>57</b>	<b>2</b>	<b>13</b>	<b>12</b>	<b>41</b>	<b>66</b>	<b>2</b>	<b>29</b>	<b>17</b>	<b>0</b>	<b>2</b>	<b>0</b>	<b>0</b>	<b>241</b>		
<b>% of Drug Class</b>		<b>24%</b>	<b>0.8%</b>	<b>5%</b>	<b>5%</b>	<b>17%</b>	<b>27%</b>	<b>1%</b>	<b>12%</b>	<b>7%</b>	<b>0%</b>	<b>1%</b>	<b>0%</b>	<b>0%</b>			

\* The Adverse Analytical Findings (AAFs) in this report are not to be confused with adjudicated or sanctioned Anti-Doping Rule Violations (ADRVs), as the figures given in this report may contain findings that underwent the Therapeutic Use Exemption (TUE) approval process or multiple findings on the same Athlete. This data details the number of occurrences of AAFs and therefore multiple AAFs may be linked to the same Sample.

**2017 Anti-Doping Testing Figures**  
*Samples Analyzed and Reported by Accredited Laboratories in ADAMS*

**Table 114: Total AAFs\* per Drug Class as Reported in AIMS Sports**

Sports	Discipline	Anabolic Agents	Peptide Hormones, Growth Factors and Related Substances	Beta-2 Agonists	Hormone and Metabolic Modulators	Diuretics and Other Masking Agents	Stimulants	Narcotics	Cannabinoids	Glucocortico- steroids	Alcohol	Beta- Blockers	Enhancement of Oxygen Transfer	Chemical and Physical Manipulation	sub total	Total Findings per Sport	% of total Findings
		S1.	S2.	S3.	S4.	S5.	S6.	S7.	S8.	S9.	P1.	P2.	M1.	M2.			
Aikido	-	-	-	-	-	-	-	-	-	-	-	-	-	-	-	0	0%
Bodybuilding	Bodybuilding	504	3	4	53	122	18	-	11	-	-	-	-	-	715	934	70%
	Fitness	143	-	4	19	45	4	1	1	2	-	-	-	-	219		
Casting	-	-	-	-	-	-	-	-	-	-	-	-	-	-	-	0	0%
Cheer	-	-	-	-	-	-	-	-	-	-	-	-	-	-	-	0	0%
Darts	-	-	-	-	-	-	5	1	-	-	-	2	-	-	-	8	0.6%
Dragon Boat	-	-	-	-	-	-	-	-	-	-	-	-	-	-	-	0	0.0%
Draughts	-	-	-	-	-	1	-	-	-	-	-	-	-	-	-	1	0.1%
Fistball	-	-	-	-	-	-	-	-	-	-	-	-	-	-	-	0	0%
Go	-	-	-	-	-	-	-	-	-	-	-	-	-	-	-	0	0%
Icestocksport	-	-	-	-	-	-	-	-	-	-	-	-	-	-	-	0	0%
Ju-Jitsu	-	3	2	-	1	1	2	-	-	-	-	-	-	-	-	9	0.7%
Kendo	-	-	-	-	-	-	-	-	-	-	-	-	-	-	-	0	0.0%
Kickboxing	Kickboxing	16	1	1	6	6	3	-	7	3	-	-	-	-	43	61	5%
	Pancrace	3	-	-	1	1	-	-	-	2	-	-	-	-	7		
	Low Kick	2	-	-	-	2	-	-	-	-	-	-	-	-	4		
	K1 Rules	-	-	-	-	-	1	-	2	-	-	-	-	-	3		
	Full Contact	-	-	-	-	3	-	-	-	-	-	-	-	-	3		
	Kick Light	-	-	1	-	-	-	-	-	-	-	-	-	-	1		
Lacrosse	-	-	-	-	-	-	-	-	-	-	-	-	-	-	-	0	0%
Minigolf	Minigolf	-	-	-	-	3	-	-	-	-	-	-	-	-	-	3	0.2%
Powerlifting	Powerlifting	151	4	5	32	34	31	1	7	-	-	-	-	1	266	312	23%
	Force Athletique	21	-	-	6	1	4	-	1	1	-	-	-	-	34		
	Bench Press	9	-	1	1	1	-	-	-	-	-	-	-	-	12		
Sambo	Sambo	-	1	-	1	2	1	-	-	-	-	-	-	-	-	5	0%
Savate	Savate	-	-	-	-	-	-	-	-	2	-	-	-	-	-	2	0.1%
Sepaktakraw	-	-	-	-	-	-	-	-	-	-	-	-	-	-	-	0	0%
Sleddog	-	-	-	-	-	-	-	-	-	-	-	-	-	-	-	0	0%
Soft Tennis	-	-	-	-	-	-	-	-	-	-	-	-	-	-	-	0	0%
Sport Fishing	Fresh Water Sport Fishing	-	-	-	-	2	-	-	-	-	-	-	-	-	2	4	0.3%
	Sport Fishing	-	-	-	-	-	-	-	1	-	-	-	-	-	1		
	Fly Sport Fishing	-	-	-	-	-	-	-	1	-	-	-	-	-	1		
<b>TOTAL PER DRUG CLASS</b>		<b>852</b>	<b>11</b>	<b>16</b>	<b>120</b>	<b>224</b>	<b>69</b>	<b>3</b>	<b>31</b>	<b>10</b>	<b>0</b>	<b>2</b>	<b>0</b>	<b>1</b>		<b>1339</b>	
<b>% of Drug Class</b>		<b>64%</b>	<b>1%</b>	<b>1%</b>	<b>9%</b>	<b>17%</b>	<b>5%</b>	<b>0%</b>	<b>2%</b>	<b>1%</b>	<b>0%</b>	<b>0%</b>	<b>0%</b>	<b>0%</b>			

\* The Adverse Analytical Findings (AAFs) in this report are not to be confused with adjudicated or sanctioned Anti-Doping Rule Violations (ADRVs), as the figures given in this report may contain findings that underwent the Therapeutic Use Exemption (TUE) approval process or multiple findings on the same Athlete. This data details the number of occurrences of AAFs and therefore multiple AAFs may be linked to the same Sample.

**Table 115: Total AAFs\* per Drug Class as Reported in IPC Sports and Sports for Athletes with an Impairment**

Sports	Discipline	Anabolic Agents	Peptide Hormones, Growth Factors and Related Substances	Beta-2 Agonists	Hormone and Metabolic Modulators	Diuretics and Other Masking Agents	Stimulants	Narcotics	Cannabinoids	Glucocortico- steroids	Alcohol	Beta- Blockers	Enhancement of Oxygen Transfer	Chemical and Physical Manipulation	sub total	Total Findings per Sport	% of total Findings
		S1.	S2.	S3.	S4.	S5.	S6.	S7.	S8.	S9.	P1.	P2.	M1.	M2.			
Para-Athletics	Sprint 400m or less	2	-	-	-	6	-	-	-	-	-	-	-	-	8	24	14.1%
	Throws	-	1	-	-	3	1	1	1	-	-	-	-	-	7		
	Middle Distance 800-1500m	-	-	-	-	1	1	2	-	-	-	-	-	-	4		
	Para-Athletics	-	-	2	-	-	-	-	-	-	-	-	-	-	2		
	Long Distance 3000m and greater	-	1	1	-	-	-	-	-	-	-	-	-	-	2		
Para-Biathlon	Jumps	-	-	-	-	-	1	-	-	-	-	-	-	1	1	0.6%	
Para-DanceSport	-	-	-	-	1	-	-	-	-	-	-	-	-	-	1	0.6%	
Para-Ice Hockey	-	2	-	-	1	-	-	-	-	-	-	-	-	-	3	1.8%	
Para-Powerlifting	-	17	1	-	2	-	1	2	-	-	-	-	-	-	23	13.5%	
Para-Alpine Skiing	-	-	-	-	-	2	2	-	-	-	-	-	-	-	4	2.4%	
Para-Cross Country Skiing	Sprint/Short Distance	-	-	-	-	1	-	-	-	-	-	-	-	-	1	0.6%	
Para-Snowboard	-	-	-	-	-	-	-	2	-	-	-	-	-	-	2	1.2%	
Para-Swimming	Middle Distance 200-400m	1	-	-	-	1	2	-	-	2	-	-	-	-	6	10	5.9%
	Sprint 100m or less	-	-	-	-	-	4	-	-	-	-	-	-	-	4		
Shooting Para Sport	-	-	-	-	-	1	-	-	-	2	-	-	-	-	3	1.8%	
Aquatics	CISS Swimming Sprint 100m or less	1	-	-	1	-	-	-	-	-	-	-	-	-	2	4	2.4%
	CISS Swimming Middle Distance 200-400m	-	-	-	-	2	-	-	-	-	-	-	-	-	2		
Archery	Para-Archery**	-	-	-	-	-	1	-	-	-	-	3	-	-	4	2.4%	
Athletics	INAS Middle Distance 800-1500m	1	-	-	-	-	-	-	-	-	-	-	-	-	1	4	2.4%
	INAS Long Distance 3000m and greater	-	-	-	1	-	-	-	-	-	-	-	-	-	1		
	CISS Long Distance 3000m and greater	-	-	-	-	-	1	-	-	-	-	-	-	-	1		
Basketball	Wheelchair Basketball	-	-	-	-	1	-	-	-	-	-	-	-	-	1	5	2.9%
Boccia	Para-Boccia	2	-	-	-	2	-	-	-	-	-	-	-	-	4	2.4%	
CP Football	CP Football	-	-	-	-	-	1	-	-	-	-	-	-	-	1	0.6%	
Curling	Wheelchair Curling	-	-	-	3	6	-	1	-	-	-	-	-	-	10	5.9%	
Cycling	Para-Cycling Road**	8	-	-	-	10	5	-	-	-	-	-	-	-	23	25	14.7%
	Para-Cycling Track Endurance**	-	-	-	-	-	2	-	-	-	-	-	-	-	2		
Fencing	Wheelchair Fencing	-	-	-	-	-	-	1	-	-	-	-	-	-	1	0.6%	
Football	CISS Football	1	-	-	-	-	-	-	-	-	-	-	-	-	1	0.6%	
Football 5-a-Side	Para-Football 5-a-side	-	-	-	-	4	-	1	1	-	-	-	-	-	6	3.5%	
Goalball	Goalball	1	-	-	-	3	-	-	-	-	-	-	-	-	4	2.4%	
Handball	CISS Handball	-	-	-	-	-	1	-	-	-	-	-	-	-	1	0.6%	
Judo	Para-Judo**	-	-	-	-	3	-	1	-	-	-	-	-	-	4	2.4%	
Para-Athletics	Throws	1	-	-	-	-	-	-	-	-	-	-	-	-	1	0.6%	
Powerlifting	IBSA Powerlifting	-	-	-	-	1	-	-	-	-	-	-	-	-	1	0.6%	
Rowing	Para-Rowing**	-	-	-	-	-	1	-	-	-	-	-	-	-	1	0.6%	
Other Rugby	Wheelchair Rugby	1	-	-	-	2	-	1	1	-	-	-	-	-	5	2.9%	
Sitting Volleyball	Sitting Volleyball	1	-	-	2	3	-	-	-	-	-	-	-	-	6	3.5%	
Table Tennis	Para-Table Tennis**	-	-	-	-	1	-	-	-	-	-	-	-	-	1	0.6%	
Taekwondo	Para-Taekwondo-Kyorugi	-	-	-	-	2	1	-	-	-	-	-	-	-	3	1.8%	
Tennis	Wheelchair Tennis**	-	-	-	-	-	-	2	-	-	-	-	-	-	2	1.2%	
Triathlon	Para-Triathlon**	2	-	1	-	1	-	-	-	-	-	-	-	-	4	2.4%	
<b>TOTAL PER DRUG CLASS</b>		<b>41</b>	<b>3</b>	<b>4</b>	<b>9</b>	<b>62</b>	<b>26</b>	<b>14</b>	<b>4</b>	<b>4</b>	<b>0</b>	<b>3</b>	<b>0</b>	<b>0</b>	<b>170</b>		
<b>% of Drug Class</b>		<b>24%</b>	<b>2%</b>	<b>2%</b>	<b>5%</b>	<b>36%</b>	<b>15%</b>	<b>8%</b>	<b>2%</b>	<b>2%</b>	<b>0%</b>	<b>2%</b>	<b>0%</b>	<b>0%</b>			

\* The Adverse Analytical Findings (AAFs) in this report are not to be confused with adjudicated or sanctioned Anti-Doping Rule Violations (ADRVs), as the figures given in this report may contain findings that underwent the Therapeutic Use Exemption (TUE) approval process or multiple findings on the same Athlete. This data details the number of occurrences of AAFs and therefore multiple AAFs may be linked to the same Sample.

**2017 Anti-Doping Testing Figures**  
**Samples Analyzed and Reported by Accredited Laboratories in ADAMS**

**Table 116: Total AAFs\* per Drug Class in Other Sports - Code Signatories and Other Sports**

Sports	Discipline	Anabolic Agents	Peptide Hormones, Growth Factors and Related Substances	Beta-2 Agonists	Hormone and Metabolic Modulators	Diuretics and Other Masking Agents	Stimulants	Narcotics	Cannabinoids	Glucocorticosteroids	Alcohol	Beta-Blockers	Enhancement of Oxygen Transfer	Chemical and Physical Manipulation	Sub total	Total Findings per Sport	% of total Findings
		S1.	S2.	S3.	S4.	S5.	S6.	S7.	S8.	S9.	P1.	P2.	M1.	M2.			
Arm Wrestling	-	13	-	-	5	6	-	-	-	2	-	-	-	-	-	26	40.6%
Bowls	-	-	-	-	-	1	1	-	-	-	-	-	-	-	-	2	3.1%
Karate	-	1	-	-	-	-	-	-	-	-	-	-	-	-	-	1	1.6%
Kettlebell Lifting	-	1	-	-	-	-	1	-	-	-	-	-	-	-	-	2	3.1%
Kurash	-	2	-	-	-	-	-	-	-	-	-	-	-	-	-	2	3.1%
Rugby League	-	5	-	5	-	-	8	-	1	-	-	-	-	-	-	19	29.7%
Taekwondo	ITF Taekwondo	1	-	-	-	1	-	-	-	-	-	-	-	-	-	2	3.1%
Triathlon	Ironman	5	1	1	-	1	1	1	-	-	-	-	-	-	-	10	15.6%
<b>TOTAL PER DRUG CLASS</b>		<b>28</b>	<b>1</b>	<b>6</b>	<b>5</b>	<b>9</b>	<b>11</b>	<b>1</b>	<b>1</b>	<b>2</b>	<b>0</b>	<b>0</b>	<b>0</b>	<b>0</b>		<b>64</b>	
<b>% of Drug Class</b>		<b>44%</b>	<b>2%</b>	<b>9%</b>	<b>8%</b>	<b>14%</b>	<b>17%</b>	<b>2%</b>	<b>2%</b>	<b>3%</b>	<b>0%</b>	<b>0%</b>	<b>0%</b>	<b>0%</b>			

**Table 117: Total AAFs\* per Drug Class in Other Sports**

Sports	Discipline	Anabolic Agents	Peptide Hormones, Growth Factors and Related Substances	Beta-2 Agonists	Hormone and Metabolic Modulators	Diuretics and Other Masking Agents	Stimulants	Narcotics	Cannabinoids	Glucocorticosteroids	Alcohol	Beta-Blockers	Enhancement of Oxygen Transfer	Chemical and Physical Manipulation	Sub total	Total Findings per Sport	% of total Findings
		S1.	S2.	S3.	S4.	S5.	S6.	S7.	S8.	S9.	P1.	P2.	M1.	M2.			
American Football	University	6	-	-	3	-	9	-	3	-	-	-	-	-	-	21	5.8%
Aquatics	University Swimming Sprint 100m or less	-	-	-	-	-	3	-	-	-	-	-	-	-	3	7	1.9%
	Military Swimming Middle Distance 200-400m	1	-	-	-	-	1	-	-	-	-	-	-	-	2		
	Military Swimming Sprint 100m or less	2	-	-	-	-	-	-	-	-	-	-	-	-	2		
Athletics	University Jumps	-	-	-	-	-	-	-	-	2	-	-	-	-	-	2	0.6%
Australian Rules Football	-	-	-	-	-	-	-	-	-	1	-	-	-	-	-	1	0.3%
Baseball	Professional Baseball	6	-	-	-	-	6	1	-	-	-	-	-	-	13	14	3.9%
	University	1	-	-	-	-	-	-	-	-	-	-	-	-	1		
Basketball	University	-	-	-	-	-	-	-	1	-	-	-	-	-	1	2	0.6%
	Professional Basketball	-	-	-	-	1	-	-	-	-	-	-	-	-	1		
Bodybuilding	Physique Sports	45	-	-	3	10	2	2	-	-	-	-	-	-	62	103	28.6%
	WNBF Natural Bodybuilding	6	-	-	2	2	4	-	1	-	-	-	-	-	15		
	INBA Natural Bodybuilding	3	1	2	2	2	2	-	-	-	-	-	-	-	12		
	CrossFit	1	-	-	2	1	3	-	-	-	-	-	-	-	7		
	FISAF Fitness	6	-	-	-	1	-	-	-	-	-	-	-	-	7		
Boxing	Professional Boxing	3	-	-	1	-	2	1	-	-	-	-	-	-	7	32	8.9%
	Boxing	3	-	-	1	3	-	-	-	-	-	-	-	-	7		
	WBA Professional Boxing	4	-	-	1	1	-	-	1	-	-	-	-	-	7		
	WBF Professional Boxing	2	-	-	1	1	-	-	1	-	-	-	-	-	5		
	WBO Professional Boxing	1	-	-	1	-	2	-	-	-	-	-	-	-	4		
WBC Professional Boxing	-	-	-	-	1	-	-	-	-	1	-	-	-	2			
Broomball	-	-	-	-	-	-	-	-	2	-	-	-	-	-	-	2	0.6%
Cycling	University Mountain Bike	1	-	-	-	-	-	-	-	-	-	-	-	-	-	1	0.3%
Football	University	-	-	1	-	-	-	-	-	-	-	-	-	-	1	2	0.6%
	College	-	-	-	-	-	-	-	1	-	-	-	-	-	1		

\* The Adverse Analytical Findings (AAFs) in this report are not to be confused with adjudicated or sanctioned Anti-Doping Rule Violations (ADRVs), as the figures given in this report may contain findings that underwent the Therapeutic Use Exemption (TUE) approval process or multiple findings on the same Athlete. This data details the number of occurrences of AAFs and therefore multiple AAFs may be linked to the same Sample.

**2017 Anti-Doping Testing Figures**  
**Samples Analyzed and Reported by Accredited Laboratories in ADAMS**

**Table 117: Total AAFs\* per Drug Class in Other Sports - continued**

Sports	Discipline	Anabolic Agents	Peptide Hormones, Growth Factors and Related Substances	Beta-2 Agonists	Hormone and Metabolic Modulators	Diuretics and Other Masking Agents	Stimulants	Narcotics	Cannabinoids	Glucocortic- steroids	Alcohol	Beta- Blockers	Enhancement of Oxygen Transfer	Chemical and Physical Manipulation	Sub total	Total Findings per Sport	% of total Findings
		S1.	S2.	S3.	S4.	S5.	S6.	S7.	S8.	S9.	P1.	P2.	M1.	M2.			
Golf	Professional Golf	-	-	-	-	-	2	-	-	-	-	-	-	-	-	2	0.6%
Gymnastics	University Rhythmic	-	-	-	-	2	-	-	-	-	-	-	-	-	2	3	0.8%
	University Artistic	-	-	-	-	-	1	-	-	-	-	-	-	-	1		
Heavy Athletics	-	1	-	-	-	-	-	-	-	-	-	-	-	-	-	1	0.3%
Horse Racing	-	-	-	-	-	2	6	1	-	-	-	-	-	-	-	9	2.5%
Ice Hockey	University	-	-	-	-	-	1	-	1	-	-	-	-	-	-	2	0.6%
Jet-Ski	-	-	-	-	-	-	-	-	-	6	-	-	-	-	-	6	1.7%
Jiu-Jitsu	-	-	-	1	1	-	-	-	-	-	-	-	-	-	-	2	0.6%
Kabaddi	-	-	-	-	-	-	1	-	-	-	-	-	-	-	-	1	0.3%
Kempo	-	-	-	-	1	2	-	-	-	-	-	-	-	-	-	3	0.8%
Kickboxing	IKF-Kickboxing	1	-	-	-	-	-	-	-	-	-	-	-	-	-	1	0.3%
Kung Fu	-	3	-	-	2	4	-	-	-	-	-	-	-	-	-	9	2.5%
Longue Paume	-	-	-	-	-	-	1	-	2	-	-	-	-	-	-	3	0.8%
Mixed Martial Arts	-	27	2	3	19	22	15	-	3	-	-	-	-	-	-	91	25.3%
Multifunctional Training	-	1	-	-	-	-	-	-	-	-	-	-	-	-	-	1	0.3%
Padel	-	-	-	-	-	-	1	-	-	-	-	-	-	-	-	1	0.3%
Pencak Silat	-	-	-	-	-	1	1	-	-	-	-	-	-	-	-	2	0.6%
Power Press	-	-	-	-	-	-	1	-	-	-	-	-	-	-	-	1	0.3%
Powerlifting	WDFPF Powerlifting	7	-	-	2	2	4	1	1	-	-	-	-	-	17	18	5.0%
	WPA Powerlifting	-	-	-	-	1	-	-	-	-	-	-	-	-	1		
School Sports	Athletics Sprint 400m or less	1	-	-	-	-	-	-	-	-	-	-	-	-	-	1	0.3%
Strongman	-	3	-	-	-	-	-	-	-	-	-	-	-	-	-	3	0.8%
Table Tennis	University	-	-	-	-	-	1	-	-	-	-	-	-	-	-	1	0.3%
Taekwondo	University Sparring	-	-	-	-	1	-	-	-	-	-	-	-	-	-	1	0.3%
Traditional Archery	Traditional Archery	-	-	-	-	2	-	-	-	-	-	-	-	-	-	2	0.6%
Ultimate Fighting	Ultimate Fighting	-	-	-	1	1	1	-	-	-	-	-	-	-	-	3	0.8%
VA'A	Outrigger (Sprint)	1	-	-	-	-	-	-	-	2	-	-	-	-	-	3	0.8%
Volleyball	Military Volleyball	-	-	-	-	-	-	-	-	2	-	-	-	-	2	3	0.8%
	University Volleyball	-	-	-	1	-	-	-	-	-	-	-	-	-	1		
<b>TOTAL PER DRUG CLASS</b>		<b>136</b>	<b>3</b>	<b>7</b>	<b>44</b>	<b>63</b>	<b>70</b>	<b>6</b>	<b>17</b>	<b>14</b>	<b>0</b>	<b>0</b>	<b>0</b>	<b>0</b>		<b>360</b>	
<b>% of Drug Class</b>		<b>38%</b>	<b>1%</b>	<b>2%</b>	<b>12%</b>	<b>18%</b>	<b>19%</b>	<b>2%</b>	<b>5%</b>	<b>4%</b>	<b>0%</b>	<b>0%</b>	<b>0%</b>	<b>0%</b>			

\* The Adverse Analytical Findings (AAFs) in this report are not to be confused with adjudicated or sanctioned Anti-Doping Rule Violations (ADRVs), as the figures given in this report may contain findings that underwent the Therapeutic Use Exemption (TUE) approval process or multiple findings on the same Athlete. This data details the number of occurrences of AAFs and therefore multiple AAFs may be linked to the same Sample.



# 2017 Anti-Doping Testing Figures by Testing Authority

---

## Table of Contents

---

### Total Samples Analyzed

---

- Table 1 : SUMMARY - Total Samples by Testing Authority (TA) Category
- Table 2 : Total Samples by TA Category - ASOIF member International Federations
- Table 3 : Total Samples by TA Category - AIOWF member International Federations
- Table 4 : Total Samples by TA Category - ARISF member International Federations
- Table 5 : Total Samples by TA Category - AIMS member International Federations
- Table 6 : Total Samples by TA Category - National Anti-Doping Organizations (NADOs)
- Table 7 : Total Samples by TA Category - Regional Anti-Doping Organizations (RADOs)
- Table 8 : Total Samples by TA Category - Multi-Sports Organizations and Events
- Table 9 : Total Samples by TA Category - Other ADOs which are Code Signatories
- Table 10 : Total Samples by TA Category - Other Sport Organizations
- Table 11 : Total Samples by TA Category - Regional Sport Organizations
- Table 12 : Total Samples by TA Category - National Federations (NFs)

### Tests Conducted

---

- Table 13 : GC/C/IRMS Tests Conducted per Testing Authority for Markers of the Steroid Profile
- Table 14 : ESA Tests Conducted per Testing Authority (Urine)
- Table 15 : ESA Tests Conducted per Testing Authority (Blood)
- Table 16 : GHRF (GHS/GHRP) Tests Conducted per Testing Authority (Urine)
- Table 17 : GHRF (GHRH) Tests Conducted per Testing Authority (Urine)
- Table 18 : GnRH Tests Conducted per Testing Authority (Urine)
- Table 19 : Insulin Tests Conducted per Testing Authority (Urine and Blood)
- Table 20 : IGF-1 Analogs Tests Conducted per Testing Authority (Urine and Blood)
- Table 21 : hGH Isoforms Tests Conducted per Testing Authority (Blood)
- Table 22 : hGH Biomarkers Tests Conducted per Testing Authority (Blood)
- Table 23 : HBOC Tests Conducted per Testing Authority (Blood)
- Table 24 : HBT (Transfusion) Tests Conducted per Testing Authority (Blood)

### Sports Governed by ASOIF IFs:

---

- Table 25 : ASOIF Sport - Aquatics
- Table 26 : ASOIF Sport - Archery
- Table 27 : ASOIF Sport - Athletics
- Table 28 : ASOIF Sport - Badminton
- Table 29 : ASOIF Sport - Basketball
- Table 30 : ASOIF Sport - Boxing
- Table 31 : ASOIF Sport - Canoe / Kayak
- Table 32 : ASOIF Sport - Cycling
- Table 33 : ASOIF Sport - Equestrian Sports
- Table 34 : ASOIF Sport - Fencing
- Table 35 : ASOIF Sport - Field Hockey
- Table 36 : ASOIF Sport - Football



## Table of Contents

---

**Table 37 : ASOIF Sport - Golf**  
**Table 38 : ASOIF Sport - Gymnastics**  
**Table 39 : ASOIF Sport - Handball**  
**Table 40 : ASOIF Sport - Judo**  
**Table 41 : ASOIF Sport - Modern Pentathlon**  
**Table 42 : ASOIF Sport - Rowing**  
**Table 43 : ASOIF Sport - Rugby Union**  
**Table 44 : ASOIF Sport - Sailing**  
**Table 45 : ASOIF Sport - Shooting**  
**Table 46 : ASOIF Sport - Table Tennis**  
**Table 47 : ASOIF Sport - Taekwondo**  
**Table 48 : ASOIF Sport - Tennis**  
**Table 49 : ASOIF Sport - Triathlon**  
**Table 50 : ASOIF Sport - Volleyball**  
**Table 51 : ASOIF Sport - Weightlifting**  
**Table 52 : ASOIF Sport - Wrestling**

### **Sports Governed by AIOWF IFs:**

---

**Table 53 : AIOWF Sport - Biathlon**  
**Table 54 : AIOWF Sport - Bobsleigh**  
**Table 55 : AIOWF Sport - Curling**  
**Table 56 : AIOWF Sport - Ice Hockey**  
**Table 57 : AIOWF Sport - Luge**  
**Table 58 : AIOWF Sport - Skating**  
**Table 59 : AIOWF Sport - Skiing**

### **Sports Governed by ARISF IFs:**

---

**Table 60 : ARISF Sport - Air Sports**  
**Table 61 : ARISF Sport - American Football**  
**Table 62 : ARISF Sport - Automobile**  
**Table 63 : ARISF Sport - Bandy**  
**Table 64 : ARISF Sport - Baseball**  
**Table 65 : ARISF Sport - Basque Pelota**  
**Table 66 : ARISF Sport - Billiards Sports**  
**Table 67 : ARISF Sport - Boules Sports**  
**Table 68 : ARISF Sport - Bowling**  
**Table 69 : ARISF Sport - Bridge**  
**Table 70 : AIMS Sport - Cheer**  
**Table 71 : ARISF Sport - Chess**  
**Table 72 : ARISF Sport - Cricket**  
**Table 73 : ARISF Sport - DanceSport**  
**Table 74 : ARISF Sport - Floorball**

## Table of Contents

---

Table 75	: ARISF Sport - Flying Disc
Table 76	: ARISF Sport - Karate
Table 77	: ARISF Sport - Korfbal
Table 78	: ARISF Sport - Life Saving
Table 79	: ARISF Sport - Motorcycle Racing
Table 80	: ARISF Sport - Mountaineering and Climbing
Table 81	: AIMS Sport - Muaythai
Table 82	: ARISF Sport - Netball
Table 83	: ARISF Sport - Orienteering
Table 84	: ARISF Sport - Polo
Table 85	: ARISF Sport - Powerboating
Table 86	: ARISF Sport - Racquetball
Table 87	: ARISF Sport - Roller Sports
Table 88	: ARISF Sport - Ski Mountaineering
Table 89	: ARISF Sport - Softball
Table 90	: ARISF Sport - Sport Climbing
Table 91	: ARISF Sport - Squash
Table 92	: ARISF Sport - Sumo
Table 93	: ARISF Sport - Surfing
Table 94	: ARISF Sport - Tug of War
Table 95	: ARISF Sport - Underwater Sports
Table 96	: ARISF Sport - Water Skiing
Table 97	: ARISF Sport - Wushu

### Sports Governed by AIMS IFs:

---

Table 98	: AIMS Sport - Aikido
Table 99	: AIMS Sport - Bodybuilding
Table 100	: AIMS Sport - Casting
Table 101	: AIMS Sport - Darts
Table 102	: AIMS Sport - Dragon Boat
Table 103	: AIMS Sport - Draughts
Table 104	: AIMS Sport - Fistball
Table 105	: AIMS Sport - Go
Table 106	: AIMS Sport - Icestocksport
Table 107	: AIMS Sport - Ju-Jitsu
Table 108	: AIMS Sport - Kendo
Table 109	: AIMS Sport - Kickboxing
Table 110	: AIMS Sport - Lacrosse
Table 111	: AIMS Sport - Minigolf
Table 112	: AIMS Sport - Powerlifting
Table 113	: AIMS Sport - Sambo
Table 114	: AIMS Sport - Savate

## Table of Contents

---

- Table 115 : AIMS Sport - Sepaktakraw
- Table 116 : AIMS Sport - Sleddog
- Table 117 : AIMS Sport - Soft Tennis
- Table 118 : AIMS Sport - Sport Fishing

### Sports Governed by the IPC:

---

- Table 119 : IPC Sport - Para-Swimming and Aquatics
- Table 120 : IPC Sport - IPC Sport - Para-Athletics and Athletics
- Table 121 : IPC Sport - Para-Biathlon
- Table 122 : IPC Sport - Para-DanceSport
- Table 123 : IPC Sport - Para-Ice Hockey
- Table 124 : IPC Sport - IPC Sport - Para-Powerlifting and Powerlifting
- Table 125 : IPC Sport - Shooting Para Sport
- Table 126 : IPC Sport - Para-Alpine Skiing and Para-Cross Country and Skiing
- Table 127 : IPC Sport - Para-Cross Country
- Table 128 : IPC Sport - Para-Snowboard

### Sports for Athletes with an Impairment

---

- Table 129 : Sports for Athletes with an Impairment - Aquatics (CISS, INAS)
- Table 130 : Sports for Athletes with an Impairment - Archery (Para-Archery)
- Table 131 : Sports for Athletes with an Impairment - Arm Wrestling (Para-Arm Wrestling)
- Table 132 : Sports for Athletes with an Impairment - Athletics (CISS, IBSA, INAS)
- Table 133 : Sports for Athletes with an Impairment - Badminton (Para-Badminton, CISS)
- Table 134 : Sports for Athletes with an Impairment - Basketball (Wheelchair, CISS, INAS-FID)
- Table 135 : Sports for Athletes with an Impairment - Bobsleigh (Para-Bobsleigh)
- Table 136 : Sports for Athletes with an Impairment - Boccia (Para-Boccia)
- Table 137 : Sports for Athletes with an Impairment - Bowling (CISS, IBSA)
- Table 138 : Sports for Athletes with an Impairment - Canoe / Kayak (Para-Canoe Sprint)
- Table 139 : Sports for Athletes with an Impairment - CP Football
- Table 140 : Sports for Athletes with an Impairment - Curling (Wheelchair, CISS)
- Table 141 : Sports for Athletes with an Impairment - Cycling (Para-Cycling, INAS, CISS)
- Table 142 : Sports for Athletes with an Impairment - Equestrian (Para-Equestrian)
- Table 143 : Sports for Athletes with an Impairment - Fencing (Wheelchair)
- Table 144 : Sports for Athletes with an Impairment - Field Hockey (Para-Field Hockey)
- Table 145 : Sports for Athletes with an Impairment - Football (CISS, INAS)
- Table 146 : Sports for Athletes with an Impairment - Football 5-a-Side (Para-Football 5-a-Side)
- Table 147 : Sports for Athletes with an Impairment - Football 7-a-Side (Para-Football 7-a-Side)
- Table 148 : Sports for Athletes with an Impairment - Goalball
- Table 149 : Sports for Athletes with an Impairment - Handball (Para-Handball, CISS)
- Table 150 : Sports for Athletes with an Impairment - Ice Hockey (CISS)

## Table of Contents

---

Table 151	: Sports for Athletes with an Impairment - Judo (Para-Judo, CISS, INAS)
Table 152	: Sports for Athletes with an Impairment - Karate (CISS)
Table 153	: Sports for Athletes with an Impairment - Luge (Para-Luge)
Table 154	: Sports for Athletes with an Impairment - Orienteering (CISS)
Table 155	: Sports for Athletes with an Impairment - Para-Athletics (IWAS)
Table 156	: Sports for Athletes with an Impairment - Para-Bowls
Table 157	: Sports for Athletes with an Impairment - Para-Swimming (IWAS)
Table 158	: Sports for Athletes with an Impairment - Powerlifting (IBSA)
Table 159	: Sports for Athletes with an Impairment - Rowing (Para-Rowing)
Table 160	: Sports for Athletes with an Impairment - Rugby (Wheelchair)
Table 161	: Sports for Athletes with an Impairment - Sailing (Para-Sailing)
Table 162	: Sports for Athletes with an Impairment - Shooting (CISS)
Table 163	: Sports for Athletes with an Impairment - Sitting Volleyball
Table 164	: Sports for Athletes with an Impairment - Skiing (CISS)
Table 165	: Sports for Athletes with an Impairment - Sport Climbing (Para-Climbing)
Table 166	: Sports for Athletes with an Impairment - Table Tennis (Para-Table Tennis, CISS, INAS)
Table 167	: Sports for Athletes with an Impairment - Taekwondo (Para-Taekwondo, CISS)
Table 168	: Sports for Athletes with an Impairment - Tennis (Para-Tennis, Wheelchair, CISS, INAS)
Table 169	: Sports for Athletes with an Impairment - Triathlon (Para-Triathlon)
Table 170	: Sports for Athletes with an Impairment - Volleyball (CISS)
Table 171	: Sports for Athletes with an Impairment - Waterskiing
Table 172	: Sports for Athletes with an Impairment - Wrestling (CISS)

### Other Sports - Code Signatories

---

Table 173	: Other Sports - Code Signatories - Arm Wrestling
Table 174	: Other Sports - Code Signatories - Bowls
Table 175	: Other Sports - Code Signatories - Electronic Sports
Table 176	: Other Sports - Code Signatories - Karate (Shinkyokushin WKO)
Table 177	: Other Sports - Code Signatories - Kettlebell Lifting
Table 178	: Other Sports - Code Signatories - Kurash
Table 179	: Other Sports - Code Signatories - Rugby League
Table 180	: Other Sports - Code Signatories - ITF Taekwondo
Table 181	: Other Sports - Code Signatories - Ironman Triathlon

## Terms and Abbreviations

<b>IC</b>	In-Competition
<b>OO</b>	Out-of-Competition
<b>Sample</b>	Any biological material collected for the purposes of Doping Control*
<b>AAF</b>	Adverse Analytical Finding
<b>ATF</b>	Atypical Finding
<b>GC/C/IRMS</b>	Gas Chromatograph/Carbon/Isotope Ratio Mass Spectrometry (e.g."IRMS")
<b>ESA</b>	Erythropoiesis Stimulating Agent**
<b>hGH</b>	Human Growth Hormone Isoform Differential Immunoassays
<b>hGH Biomarkers</b>	Human Growth Hormone Biomarkers
<b>GHRF (GHS/GHRP)</b>	Growth Hormone Releasing Factors (Growth Hormone Secretagogues/GH-Releasing Peptides)
<b>GHRF (GHRH)</b>	Growth Hormone Releasing Factors (Growth Hormone Releasing Hormone)
<b>GnRH</b>	Gonadotrophin Releasing Hormones
<b>HBT</b>	Homologous Blood Transfusion
<b>HBOC</b>	Haemoglobin Based Oxygen Carrier
<b>IGF-I</b>	Insulin-like Growth Factor-I (and its analogues)
<b>ABP</b>	Athlete Biological Passport
<b>IOC</b>	International Olympic Committee
<b>ASOIF</b>	Association of Summer Olympic International Sports Federations
<b>AIOWF</b>	Association of International Olympic Winter Sports Federations
<b>ARISF</b>	Association of IOC Recognized International Sports Federations
<b>AIMS</b>	Alliance of Independent Members of Sport
<b>ADO</b>	Anti-Doping Organization
<b>NADO</b>	National Anti-Doping Organization
<b>RADO</b>	Regional Anti-Doping Organization
<b>NOC</b>	National Olympic Committee
<b>MEO</b>	Multi-Sports Organizations and Events
<b>IF</b>	International Federation
<b>NF</b>	National Federation
<b>IPC</b>	International Paralympic Committee***
<b>ADAMS</b>	Anti-Doping Administration and Management System
<b>TA</b>	Testing Authority
<b>SCA</b>	Sample Collection Authority
-	a "dash" represents "0" (no data) in tables compiling the number of Samples, ATFs or AAFs
<b>( R )</b>	A discipline which is discontinued in ADAMS based on request of the governing IF, being an event under an existing discipline or being no longer necessary for administrative purposes

\* Biological material limited to urine and blood in this report

\*\* Including recombinant erythropoietins (i.e. epoetins) and their analogues (e.g. darbepoetin, pegserpoetin, peginesatide, CERA, EPO-Fc)

\*\*\* Limited to sports/disciplines under the governance of the IPC (others are compiled under the category "Sports for Athletes with an Impairment").

*This report compiles data as recorded in ADAMS on 10 April 2017 plus supplementary information up to May 16, 2018*

## Report Notes

### RADOs

A number of countries (including those without National Anti-Doping Organizations (NADO) testing programs) conduct part or all of their testing program through their respective Regional Anti-Doping Organizations (RADOs). Their testing figures are incorporated in the RADO testing figures. The countries involved with RADOs are listed below.

#### Zone

#### Participating Countries

#### Africa

Africa Zone I RADO	Algeria, Libya, Mauritania, Morocco and Tunisia
Africa Zone II & III RADO	Benin, Burkina Faso, Cape Verde, Côte d'Ivoire, Guinea, Guinea Bissau, Mali, Niger, Senegal and Togo
Africa Zone IV RADO	Cameroon, Central African Republic, Chad, Congo, Democratic Republic of Congo, Equatorial Guinea, Gabon and Sao Tome and Principe
Africa Zone V RADO	Burundi, Egypt, Eritrea, Ethiopia, Kenya, Rwanda, Sudan, Tanzania and Uganda
Africa Zone VI RADO	Angola, Botswana, Ghana, Lesotho, Malawi, Mozambique, Namibia, South Africa, Swaziland, Zambia and Zimbabwe
Indian Ocean RADO	Comoros, Djibouti, Madagascar, Mauritius and Seychelles

#### Americas

Caribbean RADO	Antigua and Barbuda, Aruba, Bahamas, Barbados, Bonaire, British Virgin Islands, Cayman Islands, Curaçao, Dominica, Grenada, Guyana, St. Kitts and Nevis, St. Lucia, St. Vincent and the Grenadines, Suriname, Trinidad and Tobago, Turks and Caicos and United States Virgin Islands
Central America RADO	Belize, Costa Rica, Guatemala, Honduras, Nicaragua and Panama
South America RADO	Bolivia, Paraguay and Peru

#### Asia

Central Asia RADO	Afghanistan, Kazakhstan, Kyrgyzstan, Mongolia, Pakistan, Tajikistan, Turkmenistan and Uzbekistan
Gulf States and Yemen RADO	Bahrain, Kuwait, Oman, Qatar, Saudi Arabia, United Arab Emirates and Yemen
South Asia RADO	Bangladesh, Bhutan, Maldives, Nepal and Sri Lanka
South East Asia RADO	Brunei Darussalam, Cambodia, Indonesia, Laos, Malaysia, Myanmar, Philippines, Singapore, Thailand, Timor-Lest and Vietnam
West Asia RADO	Iraq, Jordan, Lebanon, Palestine and Syria

#### Europe

Eastern Europe RADO	Albania, Armenia, Bosnia & Herzegovina, Georgia, Macedonia, Moldova and Montenegro
---------------------	--

#### Oceania

RADO Oceania	American Samoa, Cook Islands, Federated States of Micronesia, Fiji, French Polynesia, Guam, New Caledonia, Palau, Papua New Guinea, Samoa, Solomon Islands, Tonga, Tuvalu and Vanuatu
--------------	---

**Table 1: SUMMARY**

**Total Samples by Testing Authority\* (TA) Category**

Testing Authority Category	N° of TAs	Urine		Blood		Total Samples	% of total
		Samples	%AAF	Samples	% AAF		
National Anti-Doping Organization	111	148,458	1.24%	13,012	0.08%	161,470	66%
ASOIF member International Federation	28	37,162	0.68%	6,227	0.31%	43,389	18%
Sport Federation (National, Regional, Other)**	48	9,116	1.89%	73	-	9,189	4%
Regional Sport Organization	48	8,299	0.89%	413	-	8,712	4%
Other Sport Organization	53	5,381	2.43%	125	-	5,506	2%
AIOWF member International Federation	7	5,431	0.33%	594	-	6,025	2%
Other Sport Organizations - Code Signatories	30	4,386	1.49%	430	-	4,816	2%
ARISF member International Federation	37	2,764	1.81%	93	-	2,857	1%
AIMS member International Federation	19	1,356	5.5%	45	-	1,401	0.6%
Regional Anti-Doping Organization	15	1,229	1.22%	1	-	1,230	0.5%
Multi-Sport Organizations and Events	2	585	1.7%	52	-	637	0.3%
<b>TOTALS</b>	<b>398</b>	<b>224,167</b>		<b>21,065</b>		<b>245,232</b>	

**IC and OOC Samples by Testing Authority\* (TA) Category**

Testing Authority Category	Urine				Blood			
	IC		OOO		IC		OOO	
	Samples	% AAF	Samples	% AAF	Samples	% AAF	Samples	% AAF
National Anti-Doping Organization	78,851	1.8%	69,607	0.1%	3,032	0.07%	9,980	0.08%
ASOIF member International Federation	21,914	1.0%	15,248	0.3%	1,858	1.0%	4,369	-
Sport Federation (National, Regional, Other)**	7,097	2.2%	2,019	0.9%	53	-	20	-
Regional Sport Organization	7,489	0.9%	810	0.6%	123	-	290	-
Other Sport Organization	3,999	3.0%	1,382	87.0%	69	-	56	-
AIOWF member International Federation	3,169	0.5%	2,262	0.1%	207	-	387	-
Other Sport Organizations - Code Signatories	3,608	1.9%	778	0.7%	99	-	331	-
ARISF member International Federation	2,106	2.4%	658	0.6%	42	-	51	-
AIMS member International Federation	977	7.3%	379	0.5%	27	-	18	-
Regional Anti-Doping Organization	337	1.8%	892	1.0%	-	-	1	-
Multi-Sport Organizations and Events	585	1.7%	-	-	52	-	-	-
	<b>130,132</b>		<b>94,035</b>		<b>5,562</b>		<b>15,503</b>	

\* Testing Authority (TA) names appear in this report as entered by the respective Anti-Doping Organizations (ADOs) in ADAMS

\*\* Note: Although National Federations themselves are not signatories to the World Anti-Doping Code and therefore not entitled to authorize testing independently, the rules of some National Anti-Doping Organizations (NADOs) and International Sport Federations (IFs) may delegate testing authority to these bodies. Tests attributed to National Federations therefore may in some instances be a part of NADO or IF programs.

**2017 Anti-Doping Testing Figures**  
*Samples Analyzed and Reported by Accredited Laboratories in ADAMS*

**Table 2: Total Samples by TA Category - ASOIF member International Federations**

ASOIF member International Federations	ADAMS ADO Code	Urine						Blood						Total		
		ADAMS ADO Code	Samples	IC ATF	AAF	Samples	IC ATF	AAF	Samples	IC ATF	AAF	Samples	IC ATF	AAF	Total Samples	% ATF
International Cycling Union	UCI	4777	4	67	3306	-	7	486	2	19	384	-	-	8953	0.1%	1.0%
IAAF - Athletics Integrity Unit	IAAF - AIU	2714	6	26	3562	2	11	95	-	-	1064	-	-	7435	0.1%	0.5%
International Swimming Federation	FINA	1099	-	5	3035	-	4	169	-	-	1147	-	-	5450	-	0.2%
International Tennis Federation	ITF	3079	-	26	825	-	1	418	-	-	822	2	-	5144	0.0%	0.5%
International Weightlifting Federation	IWF	1390	2	19	938	-	10	400	-	-	36	-	-	2764	0.1%	1.0%
World Rugby	World Rugby	686	-	4	1391	-	4	1	-	-	364	-	-	2442	-	0.3%
International Federation of Football Associations	FIFA	799	-	4	176	1	1	121	-	-	175	-	-	1271	0.1%	0.4%
International Judo Federation	IJF	948	2	9	-	-	-	-	-	-	-	-	-	948	0.2%	0.9%
International Basketball Federation	FIBA	721	-	-	133	-	-	7	-	-	35	-	-	896	-	-
International Triathlon Union	ITU	639	1	4	127	1	2	60	-	-	41	-	-	867	0.2%	0.7%
United World Wrestling	UWW	584	1	8	229	-	1	32	-	-	18	-	-	863	0.1%	1.0%
World Taekwondo	WT	671	2	7	142	-	-	21	-	-	-	-	-	834	0.2%	0.8%
Badminton World Federation	BWF	375	-	-	294	-	-	-	-	-	31	-	-	700	-	-
International Volleyball Federation	FIVB	368	-	2	134	-	1	18	-	-	122	-	-	642	-	0.5%
International Shooting Sport Federation	ISSF	515	-	4	20	-	-	-	-	-	-	-	-	535	-	0.7%
International Boxing Association	AIBA	389	-	3	115	-	1	-	-	-	24	-	-	528	-	0.8%
International Fencing Federation	FIE	420	-	1	66	-	-	-	-	-	-	-	-	486	-	0.2%
International Gymnastics Federation	FIG	329	-	4	46	-	-	7	-	-	6	-	-	388	-	1.0%
International Rowing Federation	FISA	142	-	2	155	-	1	-	-	-	69	-	-	366	-	0.8%
International Canoe Federation	ICF	177	-	2	158	-	1	1	-	-	24	1	-	360	0.3%	0.8%
International Handball Federation	IHF	284	-	2	60	-	-	-	-	-	-	-	-	344	-	0.6%
International Hockey Federation	FIH	194	-	3	66	-	-	20	-	-	-	-	-	280	-	1.1%
World Archery Federation	WA	193	2	-	53	-	-	-	-	-	-	-	-	246	0.8%	-
International Modern Pentathlon Union	UIPM	145	1	1	37	-	-	-	-	-	-	-	-	182	0.5%	0.5%
International Table Tennis Federation	ITTF	75	-	-	95	-	-	2	-	-	5	-	-	177	-	-
International Equestrian Federation	FEI	101	-	5	31	-	-	-	-	-	-	-	-	132	-	3.8%
World Sailing	WS	80	-	-	48	-	-	-	-	-	2	-	-	130	-	-
International Golf Federation	IGF	20	2	-	6	-	-	-	-	-	-	-	-	26	7.7%	-
		<b>21,914</b>	<b>23</b>	<b>208</b>	<b>15,248</b>	<b>4</b>	<b>45</b>	<b>1,858</b>	<b>2</b>	<b>19</b>	<b>4,369</b>	<b>3</b>	<b>-</b>	<b>43,389</b>	<b>0.1%</b>	<b>0.6%</b>

**Table 3: Total Samples by TA Category - AIOWF member International Federations**

AIOWF member International Federations	ADAMS ADO Code	Urine						Blood						Total		
		ADAMS ADO Code	Samples	IC ATF	AAF	Samples	IC ATF	AAF	Samples	IC ATF	AAF	Samples	IC ATF	AAF	Total Samples	% ATF
International Ski Federation	FIS	1037	4	1	983	-	-	57	-	-	251	-	-	2328	0.2%	0.0%
International Skating Union	ISU	798	-	-	509	-	-	57	-	-	44	-	-	1408	-	-
International Biathlon Union	IBU	365	1	-	354	-	-	72	-	-	69	-	-	860	0.1%	-
International Ice Hockey Federation	IIHF	597	-	9	82	-	-	16	-	-	1	-	-	696	-	1.3%
International Bobsleigh and Skeleton Federation	IBSF	237	-	2	147	-	-	5	-	-	22	-	-	411	-	0.5%
World Curling Federation	WCF	56	-	3	130	-	3	-	-	-	-	-	-	186	-	3.2%
International Luge Federation	FIL	79	-	-	57	-	-	-	-	-	-	-	-	136	-	-
		<b>3,169</b>	<b>5</b>	<b>15</b>	<b>2,262</b>	<b>-</b>	<b>3</b>	<b>207</b>	<b>-</b>	<b>-</b>	<b>387</b>	<b>-</b>	<b>-</b>	<b>6,025</b>	<b>0.1%</b>	<b>0.3%</b>



**2017 Anti-Doping Testing Figures**  
*Samples Analyzed and Reported by Accredited Laboratories in ADAMS*

**Table 4: Total Samples by TA Category - ARISF member International Federations**

ARISF member International Federations	ADAMS ADO Code	Urine						Blood						Total		
		Samples	IC ATF	AAF	Samples	OOC ATF	AAF	Samples	IC ATF	AAF	Samples	OOC ATF	AAF	Samples	% ATF	% AAF
International Cricket Council	ICC	149	-	-	214	-	1	-	-	-	26	-	-	389	-	0.3%
World Baseball Softball Confederation	WBSC	266	-	21	11	-	-	16	-	-	-	-	-	293	-	7.2%
World Skate	WSK	240	-	5	42	-	-	-	-	-	6	-	-	288	-	1.7%
World Underwater Federation	CMAS	119	-	1	36	-	-	5	-	-	-	-	-	160	-	0.6%
World Karate Federation	WKF	81	-	-	41	-	-	2	-	-	2	-	-	126	-	-
International Motorcycling Federation	FIM	121	-	1	-	-	-	-	-	-	-	-	-	121	-	0.8%
International Federation of Sport Climbing	IFSC	114	-	-	7	-	-	-	-	-	-	-	-	121	-	-
International Automobile Federation	FIA	109	-	1	11	-	-	-	-	-	-	-	-	120	-	0.8%
International Waterski & Wakeboard Federation	IWWF	99	-	1	14	-	-	2	-	-	-	-	-	115	-	0.9%
International Floorball Federation	IFF	65	-	1	33	-	-	-	-	-	5	-	-	103	-	1.0%
World Squash Federation	WSF	65	-	-	32	-	-	5	-	-	-	-	-	102	-	-
International Orienteering Federation	IOF	66	-	2	23	-	-	4	-	-	-	-	-	93	-	2.2%
International Surfing Association	ISA	79	-	-	3	-	-	-	-	-	-	-	-	82	-	-
World DanceSport Federation	WDSF	61	-	2	12	-	-	-	-	-	-	-	-	73	-	2.7%
International Wushu Federation	IWUF	37	-	-	31	-	-	-	-	-	-	-	-	68	-	-
International Ski Mountaineering Federation	ISMF	41	-	-	20	-	-	-	-	-	4	-	-	65	-	-
International Cheer Union	ICU	41	-	4	12	-	1	-	-	-	-	-	-	53	-	9.4%
International Federation of Muaythai Amateur	IFMA	40	-	2	7	-	-	4	-	-	-	-	-	51	-	3.9%
International Federation of Bandy	FIB	24	-	-	19	-	-	-	-	-	4	-	-	47	-	-
International Climbing and Mountaineering Federation	UIAA	41	-	1	4	-	-	-	-	-	-	-	-	45	-	2.2%
World Air Sports Federation	FAI	33	-	1	4	-	1	-	-	-	-	-	-	37	-	5.4%
International Polo Federation	FIP	25	-	-	9	-	-	-	-	-	-	-	-	34	-	-
International Powerboating Union	UIM	32	-	1	-	-	-	2	-	-	-	-	-	34	-	2.9%
International Sumo Federation	IFS-Sumo	20	-	1	11	-	-	-	-	-	-	-	-	31	-	3.2%
International Federation of Basque Pelota	FIPV	23	-	-	6	-	1	-	-	-	-	-	-	29	-	3.4%
International Life Saving Federation	ILSF	18	-	1	9	-	-	-	-	-	-	-	-	27	-	3.7%
International Racquetball Federation	IRF	8	-	-	17	-	-	-	-	-	-	-	-	25	-	-
International Federation of American Football	IFAF	4	-	-	15	-	-	-	-	-	-	-	-	19	-	-
World Confederation of Billiards Sports	WCBS	18	-	2	1	-	-	-	-	-	-	-	-	19	-	10.5%
International Korfball Federation	IKF	14	-	-	2	-	-	-	-	-	2	-	-	18	-	-
International Netball Federation	INF	15	-	-	-	-	-	2	-	-	-	-	-	17	-	-
Bowl Sports World Confederation	CMSB	13	-	2	-	-	-	-	-	-	-	-	-	13	-	15.4%
World Bridge Federation	WBF	11	-	3	-	-	-	-	-	-	-	-	-	11	-	27.3%
World Flying Disc Federation	WFDF	-	-	-	8	-	-	-	-	-	2	-	-	10	-	-
World Bowling	WB	4	-	-	3	-	-	-	-	-	-	-	-	7	-	-
World Chess Federation	FIDE	5	-	-	1	-	-	-	-	-	-	-	-	6	-	-
Tug of War International Federation	TWIF	5	-	-	-	-	-	-	-	-	-	-	-	5	-	-
		<b>2,106</b>	-	<b>53</b>	<b>658</b>	-	<b>4</b>	<b>42</b>	-	-	<b>51</b>	-	-	<b>2,857</b>	-	<b>2.0%</b>

**2017 Anti-Doping Testing Figures**  
*Samples Analyzed and Reported by Accredited Laboratories in ADAMS*

**Table 5: Total Samples by TA Category - AIMS member International Federations**

AIMS member International Federations	ADAMS ADO Code	Urine						Blood						Total		
		Samples	IC ATF	AAF	Samples	OOO ATF	AAF	Samples	IC ATF	AAF	Samples	OOO ATF	AAF	Samples	% ATF	% AAF
International Powerlifting Federation	IPF	502	1	21	268	-	1	-	-	-	16	-	-	786	0.1%	2.8%
International Federation of Sambo	FIAS	173	-	1	18	-	-	12	-	-	-	-	-	203	-	0.5%
International Federation of Bodybuilding and Fitness	IFBB	148	-	46	-	-	-	12	-	-	-	-	-	160	-	28.8%
World Association of Kickboxing Organizations	WAKO	22	1	1	31	-	1	-	-	-	-	-	-	53	1.9%	3.8%
International Dragon Boat Federation	IDBF	14	-	-	17	-	-	-	-	-	-	-	-	31	-	-
International Federation Icestocksport	IFI	19	-	-	8	-	-	2	-	-	2	-	-	31	-	-
International Sepaktakraw Federation	ISTAF	25	-	-	-	-	-	-	-	-	-	-	-	25	-	-
International Lacrosse Federation	FILx	10	-	-	9	-	-	1	-	-	-	-	-	20	-	-
International Savate Federation	FIS-Savate	8	-	-	9	-	-	-	-	-	-	-	-	17	-	-
World Draughts Federation	FMJD	9	-	1	7	-	-	-	-	-	-	-	-	16	-	6.3%
World Minigolf Sport Federation	WMF	10	-	-	3	-	-	-	-	-	-	-	-	13	-	-
World Darts Federation	WDF	10	-	-	-	-	-	-	-	-	-	-	-	10	-	-
International Kendo Federation	FIK	5	-	-	4	-	-	-	-	-	-	-	-	9	-	-
International Casting Sport Federation	ICSF	6	-	-	-	-	-	-	-	-	-	-	-	6	-	-
International Federation of Sleddog Sports	IFSS	6	-	-	-	-	-	-	-	-	-	-	-	6	-	-
International Fistball Association	IFA	-	-	-	5	-	-	-	-	-	-	-	-	5	-	-
Ju-Jitsu International Federation	JJIF	4	-	1	-	-	-	-	-	-	-	-	-	4	-	25.0%
International Go Federation	IGF-Go	4	-	-	-	-	-	-	-	-	-	-	-	4	-	-
International Sport Fishing Confederation	CIPS	2	-	-	-	-	-	-	-	-	-	-	-	2	-	-
		<b>977</b>	<b>2</b>	<b>71</b>	<b>379</b>	<b>-</b>	<b>2</b>	<b>27</b>	<b>-</b>	<b>-</b>	<b>18</b>	<b>-</b>	<b>-</b>	<b>1,401</b>	<b>0.1%</b>	<b>5.2%</b>

**Table 6: Total Samples by TA Category - National Anti-Doping Organizations (NADOs)**

NADOs	ADAMS ADO Code	Samples	Urine					Blood					Total			
			IC ATF	AAF	Samples	OOC ATF	AAF	Samples	IC ATF	AAF	Samples	OOC ATF	AAF	Samples	% ATF	% AAF
German National Anti-Doping Agency	NADA	4969	-	54	7159	-	8	680	-	-	1598	-	-	14406	-	0.4%
China Anti-Doping Agency	CHINADA	4993	-	44	4406	1	35	615	-	-	1035	2	5	11049	0.03%	0.8%
US Anti-Doping Agency	USADA	2912	3	64	6335	5	72	97	-	-	476	-	-	9820	0.1%	1.4%
Italian National Anti-Doping Agency	NADO ITALIA	6136	3	69	1874	-	6	409	-	-	291	-	-	8710	0.03%	0.9%
UK Anti-Doping	UKAD	2192	2	34	4401	1	23	50	-	-	783	-	-	7426	0.04%	0.8%
French Anti-Doping Agency	AFLD-NADO	3848	1	155	2370	-	7	316	-	2	742	-	-	7276	0.01%	2.3%
Brasilian Authority on Anti-Doping Control	ABCD	4962	-	55	549	-	3	38	-	-	118	-	1	5667	-	1.0%
Russian National Anti-Doping Organization	RUSADA	1554	2	20	3706	1	12	17	-	-	210	-	-	5487	0.1%	0.6%
Japan Anti-Doping Agency	JADA	3434	-	5	1532	-	-	-	-	-	77	-	-	5043	-	0.1%
Australian Sports Anti-Doping Authority	ASADA	1614	-	30	2608	-	12	9	-	-	410	-	-	4641	-	0.9%
Canadian Centre for Ethics in Sport	CCES	1228	-	50	2338	1	6	56	-	-	321	-	-	3943	0.0%	1.4%
Turkish Anti Doping Commission	TADC	2751	-	27	819	-	3	36	-	-	94	-	-	3700	-	0.8%
Spain National Anti-Doping Agency	ESP-NADO	2218	-	43	1083	-	4	129	-	-	225	-	2	3655	-	1.3%
Swedish Sports Confederation	RF	1415	1	17	1941	4	22	5	-	-	90	-	-	3451	0.1%	1.1%
Polish Anti-Doping Agency	POLADA	1677	-	37	1336	-	4	33	-	-	378	-	-	3424	-	1.2%
Romanian National Anti-Doping Agency	ANAD-Romania	1706	-	20	1184	1	8	55	-	-	255	-	-	3200	0.0%	0.9%
National Anti Doping Agency -India	IND-NADO	1495	4	55	1469	4	16	68	-	-	142	-	-	3174	0.3%	2.2%
Korea Anti-Doping Agency	KADA	1999	1	30	975	-	12	94	-	-	1	-	-	3069	0.0%	1.4%
Portugal Anti-Doping Agency	ADoP	2012	-	46	914	-	1	-	-	-	-	-	-	2926	-	1.6%
Doping Control Agency of Thailand	DCAT	1328	-	28	1453	-	5	-	-	-	-	-	-	2781	-	1.2%
Finnish Center for Integrity in Sports/Finnish Anti-Doping Agency	FINCIS/FINADA	1111	-	8	1307	-	2	89	-	-	206	-	-	2713	-	0.4%
Netherlands Anti-Doping Authority	ADAN	1395	-	25	1046	1	3	-	-	-	122	-	-	2563	0.0%	1.1%
Antidoping Switzerland	ADCH	793	-	9	1377	1	4	-	-	-	275	-	-	2445	0.0%	0.5%
Anti-Doping Norway	ADNO	806	-	8	1392	-	8	13	-	-	223	-	-	2434	-	0.7%
NADO Flanders	NADOF	1051	-	26	932	2	13	-	-	-	76	-	-	2059	0.1%	1.9%
National Anti-Doping Agency Austria GmbH	NADA Austria	350	-	10	1283	-	2	-	-	-	210	-	-	1843	-	0.7%
Drug Free Sport New Zealand	DFSNZ	566	-	8	1046	2	1	-	-	-	76	-	-	1688	0.1%	0.5%
Chilean National Anti-Doping Commission	CHI-NADO	1163	1	18	466	-	6	-	-	-	-	-	-	1629	0.1%	1.5%
Hungarian Anti-Doping Agency	HUNADO	627	-	13	775	-	4	16	-	-	175	-	-	1593	-	1.1%
Colombian NADO	COL-NADO	1169	-	29	290	-	2	62	1	-	70	3	-	1591	0.3%	1.9%
Anti-Doping Denmark	ADD	546	-	9	782	-	7	2	-	-	168	-	-	1498	-	1.1%
Czech Anti-Doping Committee	CADC	1057	3	17	349	1	2	-	-	-	61	-	-	1467	0.3%	1.3%
French Community of Belgium NADO	BEL-CFWB	930	-	27	416	-	1	7	-	-	90	-	-	1443	-	1.9%
South African Institute for Drug-Free Sport	SAIDS	594	-	39	584	-	6	-	-	-	-	-	-	1178	-	3.8%
I.R Iran National Anti-Doping Organization	IRI-NADO	883	1	39	266	-	14	-	-	-	-	-	-	1149	0.1%	4.6%
Cuban National Anti-Doping Agency	CUB-NADO	445	-	4	628	-	4	-	-	-	66	-	-	1139	-	0.7%
Sport Ireland	SI	234	-	2	493	-	-	-	-	-	388	-	-	1115	-	0.2%
National Anti-Doping Commission of Argentina	ARG-NADO	979	2	16	66	1	1	-	-	-	-	-	-	1045	0.3%	1.6%
Kazakhstan National Anti-Doping Centre	KAZ-NADO	563	2	16	455	-	8	-	-	-	-	-	-	1018	0.2%	2.4%
Saudi Arabian Antidoping Committee	KSA-NADO	773	-	9	226	-	2	-	-	-	-	-	-	999	-	1.1%
Hellenic National Council for Combatting Doping	ESKAN	785	-	3	194	-	-	-	-	-	-	-	-	979	-	0.3%

**Table 6: Total Samples by TA Category - National Anti-Doping Organizations (NADOs) - continued**

NADOs	ADAMS ADO Code	Urine						Blood						Total		
		ADAMS Samples	IC ATF	AAF	OOC Samples	ATF	AAF	IC Samples	ATF	AAF	OOC Samples	ATF	AAF	ADAMS Samples	% ATF	% AAF
Egyptian National Anti-doping Organization	EGY-NADO	507	3	17	408	-	14	-	-	-	-	-	915	0.3%	3.4%	
Anti-Doping Agency of Kenya	ADAK	331	-	10	547	-	-	-	-	-	-	-	878	-	1.1%	
Bulgarian Anti-doping Center	BUL-NADO	348	-	9	373	-	3	12	-	-	44	-	777	-	1.5%	
Belarus National Anti-Doping Agency	BNADA	191	-	-	456	-	6	20	-	-	108	-	775	-	0.8%	
National Anti-doping Center of Ukraine	NADC Ukraine	292	-	8	456	-	8	-	-	-	-	-	748	-	2.1%	
Croatian Institute for Toxicology and Anti-Doping	CITA	329	-	2	334	-	-	12	-	-	60	-	735	-	0.3%	
Anti-Doping Agency of Serbia	ADAS	493	-	11	85	-	-	12	-	-	23	-	613	-	1.8%	
Anti-Doping Paraguay	PAR-NADO	514	2	3	37	-	-	-	-	-	-	-	551	0.4%	0.5%	
Azerbaijan National Anti-Doping Agency	AMADA	203	1	13	255	1	9	16	-	-	59	-	533	0.4%	4.1%	
Peru National Anti-Doping Commission	CONAD PERU	372	1	10	127	-	1	-	-	-	-	-	499	0.2%	2.2%	
Jamaica Anti-Doping Commission	JADCO	157	2	3	237	1	1	44	-	-	54	-	492	0.6%	0.8%	
Agency for Anti-Doping Control of Bosnia and Herzegovina	BIH-NADO	119	-	2	246	-	1	3	-	-	48	-	416	-	0.7%	
Anti-Doping Agency of Malaysia	ADAMAS	169	-	3	210	-	1	-	-	-	-	-	379	-	1.1%	
Israeli NADO	ISR-NADO	177	-	5	176	1	-	-	-	-	-	-	353	0.3%	1.4%	
Ethiopian Anti doping Organization	ETH-NADO	158	-	1	191	1	-	-	-	-	-	-	349	0.3%	0.3%	
Slovak Anti-Doping Agency	SADA	83	-	8	228	-	-	-	-	-	14	-	325	-	2.5%	
Estonian Anti-Doping Agency	EADA	91	-	5	181	-	-	-	-	-	29	-	301	-	1.7%	
Anti-Doping Singapore	ADS	13	-	-	271	1	-	5	-	-	4	-	293	0.3%	-	
Slovenian Antidoping Organization	SLOADO	175	-	-	109	-	-	-	-	-	-	-	284	-	-	
Qatar Antidoping Commission	QADC	217	-	3	37	-	1	-	-	-	5	-	259	-	1.5%	
Common Community Commission (Brussels)	COCOM	150	-	-	72	-	-	12	-	-	12	-	246	-	-	
National Anti-Doping Agency of Tunisia	ANAD	134	-	3	110	-	-	-	-	-	-	-	244	-	1.2%	
United Arab Emirates National Anti-doping Committee	UAE-NADO	240	-	-	1	-	-	-	-	-	-	-	241	-	-	
Cyprus Anti-Doping Authority	CYADA	209	-	5	15	-	-	-	-	-	2	-	226	-	2.2%	
Hong Kong Anti-Doping Committee	HKG-ADC	16	-	-	203	-	-	-	-	-	3	-	222	-	-	
Anti-Doping Commission, Chinese Taipei Olympic Committee	CTADA	24	-	-	194	-	5	-	-	-	-	-	218	-	2.3%	
Mongolian National Anti-Doping Organization	MGL-NADO	83	-	10	121	-	1	-	-	-	-	-	204	-	5.4%	
Guatemala NADO	GUA-OAD	197	1	12	6	-	-	-	-	-	-	-	203	0.5%	5.9%	
Algerian National Anti-Doping Organization	ALG-NADO	149	-	10	45	-	-	-	-	-	-	-	194	-	5.2%	
Luxembourg NADO	ALAD	119	-	5	49	-	-	-	-	-	20	-	188	-	2.7%	
Anti-Doping department of State Sports Medicine Centre	LAT-NADO	39	-	3	121	1	1	-	-	-	-	-	160	0.6%	2.5%	
Mexican National Anti-Doping Committee	MEX-NADO	84	-	9	73	-	1	-	-	-	-	-	157	-	6.4%	
National Olympic and Sports Association of Iceland	ISL-NADO	82	-	1	60	-	3	-	-	-	-	-	142	-	2.8%	
Lithuanian Anti-Doping Agency	LTU-NADO	63	-	7	63	-	1	-	-	-	7	1	133	0.8%	6.0%	
Sri Lanka Anti Doping Agency	SRI-NADO	118	2	5	13	-	-	-	-	-	-	-	131	1.5%	3.8%	
Jordan Anti-doping Organization	JADO	16	-	2	109	-	3	-	-	-	-	-	125	-	4.0%	
Brunei Darussalam Anti-Doping Committee	BDADC BRUNEI	10	-	-	114	-	-	-	-	-	-	-	124	-	-	
Uruguay Anti-Doping	URU-NADO	63	-	7	58	-	-	-	-	-	-	-	121	-	5.8%	
Anti-Doping Commission of Malta	MLT-NADO	72	-	-	39	-	2	-	-	-	-	-	111	-	1.8%	
San Marino Standing Committee on Anti-Doping	SMR-NADO	97	-	1	12	-	-	-	-	-	-	-	109	-	0.9%	
Monaco Anti-Doping Committee	CMA Monaco	17	-	2	71	-	-	-	-	-	15	-	103	-	1.9%	

**2017 Anti-Doping Testing Figures**  
*Samples Analyzed and Reported by Accredited Laboratories in ADAMS*

**Table 6: Total Samples by TA Category - National Anti-Doping Organizations (NADOs) - continued**

NADOs	ADAMS ADO Code	Urine						Blood						Total		
		Samples	IC ATF	AAF	Samples	IC ATF	AAF	Samples	IC ATF	AAF	Samples	IC ATF	AAF	Samples	% ATF	% AAF
Georgian Anti-Doping Agency	GEO-NADO	75	-	-	17	-	-	-	-	-	9	-	-	101	-	-
Venezuela NADO	VEN-NADO	87	-	-	14	-	-	-	-	-	-	-	101	-	-	
Bermuda Sport Anti- Doping Authority	BSADA	49	-	2	21	-	-	-	-	-	12	-	-	82	-	2.4%
Ecuador NADO	ECU-NADO	62	-	3	14	-	-	-	-	-	-	-	76	-	3.9%	
Anti-Doping Organization of Pakistan	ADOPak	69	-	1	7	-	-	-	-	-	-	-	76	-	1.3%	
Lembaga Anti-Doping Indonesia	LADI	33	-	-	26	-	-	-	-	-	-	-	59	-	-	
Anti-Doping Organization of New Caledonia	OADNC	51	-	-	-	-	-	-	-	-	-	-	51	-	-	
Vietnam Anti-Doping & Sports Medicine Agency	VADA	10	-	-	31	-	1	-	-	-	-	-	41	-	2.4%	
National Anti-Doping Commission of Macedonia	MKD-NADO	21	-	-	17	-	-	-	-	-	-	-	38	-	-	
Nicaragua Anti-doping Organization	NCA-NADO	8	-	-	29	-	-	-	-	-	-	-	37	-	-	
NADO-DG Eupen - Belgium	NADO-DG Eupen	17	-	-	18	-	-	-	-	-	-	-	35	-	-	
Andorra National Anti-Doping Commission	AGAD	2	-	-	30	-	-	-	-	-	-	-	32	-	-	
Nigerian National Anti-Doping Committee	NGR-NADO	28	-	7	2	-	-	-	-	-	-	-	30	-	23.3%	
National Antidoping Agency of the Republic of Moldova	NADO Moldova	10	-	2	18	-	-	-	-	-	-	-	28	-	7.1%	
Cameroon Anti-Doping Organisation	OALUDS	16	-	-	10	-	-	-	-	-	-	-	26	-	-	
Armenian National Anti-Doping Organization	ARM-NADO	21	-	1	4	-	-	-	-	-	-	-	25	-	4.0%	
French Polynesia Youth Services and Sports	TAH-NADO	25	-	-	-	-	-	-	-	-	-	-	25	-	-	
Costa Rica NADO	CRC-NADO	19	-	-	-	-	-	-	-	-	-	-	19	-	-	
Philippine Sports Commission	PHI-NADO	18	-	1	1	-	-	-	-	-	-	-	19	-	5.3%	
National Anti-Doping Commission of Barbados	NADC	12	-	-	2	-	2	-	-	-	-	-	14	-	14.3%	
National Anti Doping Agency Belize	NADO-Belize	9	-	-	-	-	-	-	-	-	-	-	9	-	-	
Eritrea NADO	ERI-NADO	8	-	-	-	-	-	-	-	-	-	-	8	-	-	
Lebanon National Olympic Committee	LIB-NOC	7	-	-	-	-	-	-	-	-	-	-	7	-	-	
Trinidad and Tobago Olympic Committee	TTOC	7	-	-	-	-	-	-	-	-	-	-	7	-	-	
Albanian Ministry of Tourism, Culture, Youth and Sports	ALB-NADO	-	-	-	4	-	-	-	-	-	-	-	4	-	-	
Puerto Rico Anti-Doping Organization	PUR-NADO	-	-	-	3	-	-	-	-	-	-	-	3	-	-	
Myanmar National Anti-Doping Organization	MYA-NADO	2	-	1	-	-	-	-	-	-	-	-	2	-	50.0%	
Oman Anti-Doping Committee	OADC	1	-	-	-	-	-	-	-	-	-	-	1	-	-	
Kuwait Anti-Doping Committee	KUW-NADO	-	-	-	1	-	-	-	-	-	-	-	1	-	-	
		<b>78,851</b>	<b>38</b>	<b>1,431</b>	<b>69,607</b>	<b>32</b>	<b>414</b>	<b>3,032</b>	<b>1</b>	<b>2</b>	<b>9,980</b>	<b>6</b>	<b>8</b>	<b>161,470</b>	<b>0.05%</b>	<b>1.1%</b>

**2017 Anti-Doping Testing Figures**  
*Samples Analyzed and Reported by Accredited Laboratories in ADAMS*

**Table 7: Total Samples by TA Category - Regional Anti-Doping Organizations (RADOs)**

RADOs	ADAMS ADO Code	Urine						Blood						Total		
		Samples	IC ATF	AAF	Samples	ATF	AAF	Samples	IC ATF	AAF	Samples	ATF	AAF	Samples	% ATF	% AAF
Africa Zone I RADO	AFR-RADO-I	200	-	5	273	-	4	-	-	-	1	-	-	474	-	1.9%
Oceania RADO	O-RADO	55	-	1	103	-	2	-	-	-	-	-	158	-	1.9%	
Africa Zone V RADO	AFR-RADO-V	24	-	-	66	-	-	-	-	-	-	-	90	-	-	
Africa Zone VI RADO	AFR-RADO-VI	40	-	-	49	-	2	-	-	-	-	-	89	-	2.2%	
Caribbean RADO	CAR-RADO	12	-	-	62	-	1	-	-	-	-	-	74	-	1.4%	
Africa Zone II & III RADO	AFR-RADO-II-III	-	-	-	70	-	-	-	-	-	-	-	70	-	-	
Eastern Europe RADO	E-EUR-RADO	-	-	-	55	-	-	-	-	-	-	-	55	-	-	
West Asia RADO	W-ASIA-RADO	-	-	-	42	-	-	-	-	-	-	-	42	-	-	
South East Asia RADO	SE-ASIA-RADO	-	-	-	41	-	-	-	-	-	-	-	41	-	-	
Central Asia RADO	RADOCA-RADO	-	-	-	40	-	-	-	-	-	-	-	40	-	-	
South Asia RADO	S-ASIA-RADO	-	-	-	30	-	-	-	-	-	-	-	30	-	-	
South American RADO	RADO-SAM	-	-	-	25	-	-	-	-	-	-	-	25	-	-	
Central American RADO	RADO-CAM	-	-	-	23	-	-	-	-	-	-	-	23	-	-	
Indian Ocean RADO	IND-OCE-RADO	4	-	-	13	-	-	-	-	-	-	-	17	-	-	
Africa Zone IV RADO	AFR-RADO-IV	2	-	-	-	-	-	-	-	-	-	-	2	-	-	
		<b>337</b>	-	<b>6</b>	<b>892</b>	-	<b>9</b>	-	-	-	<b>1</b>	-	-	<b>1,230</b>	-	<b>1.2%</b>

**Table 8: Total Samples by TA Category - Multi-Sports Organizations and Events**

Multi-Sport Organizations and Events	ADAMS ADO Code	Urine						Blood						Total		
		Samples	IC ATF	AAF	Samples	ATF	AAF	Samples	IC ATF	AAF	Samples	ATF	AAF	Samples	% ATF	% AAF
Olympic Council of Asia	OCA	549	-	10	-	-	-	52	-	-	-	-	-	601	-	1.7%
International Sports Federation for Athletes with an Intellectual Disability	INAS	36	-	-	-	-	-	-	-	-	-	-	36	-	-	
		<b>585</b>	-	<b>10</b>	-	-	-	<b>52</b>	-	-	-	-	-	<b>637</b>	-	<b>1.6%</b>

**2017 Anti-Doping Testing Figures**  
*Samples Analyzed and Reported by Accredited Laboratories in ADAMS*

**Table 9: Total Samples by TA Category - Other ADOs which are Code Signatories**

Other ADOs which are Code Signatories	ADAMS ADO Code	Urine						Blood						Total		
		ADAMS Samples	IC ATF	AAF	ADAMS Samples	IC ATF	AAF	ADAMS Samples	IC ATF	AAF	ADAMS Samples	IC ATF	AAF	ADAMS Samples	% ATF	% AAF
International Paralympic Committee	IPC	753	-	19	391	-	2	2	-	-	233	-	-	1379	-	1.5%
International University Sport Federation	FISU	832	-	6	-	-	-	28	-	-	-	-	-	860	-	0.7%
World Triathlon Corporation	WTC	365	1	3	238	1	3	-	-	-	86	-	-	689	0.3%	0.9%
International World Games Association	IWGA	310	-	4	19	-	-	57	-	-	3	-	-	389	-	1.0%
International Committee of Sports for the Deaf	ICSD / CISS	330	-	3	-	-	-	-	-	-	-	-	-	330	-	0.9%
International Military Sports Council	CISM	188	-	4	-	-	-	11	-	-	-	-	-	199	-	2.0%
Rugby League International Federation	RLIF	77	-	-	81	-	-	-	-	-	-	-	-	158	-	-
International Committee for the Francophonie Games	CIJF	105	-	-	3	-	-	-	-	-	-	-	-	108	-	-
World Arm Wrestling Federation	WAF	96	-	5	-	-	-	-	-	-	-	-	-	96	-	5.2%
International Blind Sport Association	IBSA	84	-	3	7	-	1	-	-	-	2	-	-	93	-	4.3%
Commonwealth Games Federation	CGF	52	-	1	13	-	-	-	-	-	5	-	-	70	-	1.4%
International Wheelchair and Amputee Sports Federation	IWAS	63	-	2	3	-	-	-	-	-	-	-	-	66	-	3.0%
World Paravolley	WPV	49	-	2	13	-	1	-	-	-	2	-	-	64	-	4.7%
International Masters Games Association	IMGA	62	1	4	-	-	-	-	-	-	-	-	-	62	1.6%	6.5%
Boccia International Sports Federation	BISFED	44	-	1	1	-	-	-	-	-	-	-	-	45	-	2.2%
World Karate Organization	WKO	34	-	1	-	-	-	-	-	-	-	-	-	34	-	2.9%
International Union of Kettlebell Lifting	IUKL	32	-	2	-	-	-	-	-	-	-	-	-	32	-	6.3%
International Wheelchair Basketball Federation	IWBF	28	-	-	-	-	-	-	-	-	-	-	-	28	-	-
International Wheelchair Rugby Federation	IWRF	20	-	2	-	-	-	1	-	-	-	-	-	21	-	9.5%
Kurash International Federation	IKA	17	1	1	-	-	-	-	-	-	-	-	-	17	5.9%	5.9%
International Federation of Cerebral Palsy Football	IFCPF	8	-	1	8	-	-	-	-	-	-	-	-	16	-	6.3%
International Taekwon-Do Federation	TKD-ITF	13	-	-	-	-	-	-	-	-	-	-	-	13	-	-
International School Sport Federation	ISF-School	10	-	-	-	-	-	-	-	-	-	-	-	10	-	-
World Dance Council	WDC	10	-	-	-	-	-	-	-	-	-	-	-	10	-	-
International Workers Sports Confederation	CSIT	9	-	-	-	-	-	-	-	-	-	-	-	9	-	-
International Federation of Cheerleading	IFC	6	-	-	-	-	-	-	-	-	-	-	-	6	-	-
International Gira (Kettlebell) Sport Federation	IGSF	5	-	-	-	-	-	-	-	-	-	-	-	5	-	-
International eSports Federation	IeSF	4	-	-	-	-	-	-	-	-	-	-	-	4	-	-
Kudo International Federation	KIF	2	-	-	-	-	-	-	-	-	-	-	-	2	-	-
International Olympic Committee	IOC	-	-	-	1	-	-	-	-	-	-	-	-	1	-	-
		<b>3,608</b>	<b>3</b>	<b>64</b>	<b>778</b>	<b>1</b>	<b>7</b>	<b>99</b>	<b>-</b>	<b>-</b>	<b>331</b>	<b>-</b>	<b>-</b>	<b>4,816</b>	<b>0.1%</b>	<b>1.5%</b>

**Table 10: Total Samples by TA Category - Other Sport Organizations**

Other Sport Organizations	ADAMS ADO Code	Urine						Blood						Total		
		Samples	IC ATF	AAF	Samples	IC ATF	AAF	Samples	IC ATF	AAF	Samples	IC ATF	AAF	Samples	% ATF	% AAF
CHN-Provincial Sports Bureau in China	CHN-PSB	273	-	1	1179	-	9	-	-	-	-	-	-	1452	-	0.7%
Italian Ministry of Health Departement	CVD-Italia	1256	-	30	-	-	-	-	-	-	-	-	-	1256	-	2.4%
South East Asian Games Federation	SEAGF	787	1	5	17	-	-	29	-	-	-	-	-	833	0.1%	0.6%
The Islamic Solidarity Sports Federation	ISS Federation	364	-	7	-	-	-	30	-	-	-	-	-	394	-	1.8%
Irish Turf Club	ITC (R)	244	-	7	-	-	-	-	-	-	-	-	-	244	-	2.9%
Basque Anti-Doping Agency	ESP-Vasco	192	-	4	42	-	-	-	-	-	-	-	-	234	-	1.7%
World Anti-Doping Agency	WADA-AMA	6	-	-	69	-	1	6	-	-	54	-	-	135	-	0.7%
World Drug Free Powerlifting Federation	WDFPF	90	-	8	5	-	2	-	-	-	-	-	-	95	-	10.5%
International Mixed Martial Arts Federation	IMMAF	80	-	17	-	-	-	-	-	-	-	-	-	80	-	21.3%
World Boxing Council	WBC	72	-	5	2	-	-	2	-	-	-	-	-	76	-	6.6%
Swiss Natural Body-Building and Fitness Federation	SUI-SNBF	54	-	3	14	-	-	-	-	-	-	-	-	68	-	4.4%
International Boxing Federation	IBF	56	-	4	-	-	-	-	-	-	-	-	-	56	-	7.1%
Japan Keirin Foundation	JKA	52	-	1	-	-	-	-	-	-	-	-	-	52	-	1.9%
World Boxing Association	WBA	47	-	6	-	-	-	-	-	-	-	-	-	47	-	12.8%
Federacion Dominicana de Medicina del Deporte	FEDOMEDE	24	-	-	15	-	-	-	-	-	-	-	-	39	-	-
World Boxing Organization	WBO	32	-	4	2	-	-	-	-	-	-	-	-	34	-	11.8%
World Masters Athletics	WMA	30	-	-	-	-	-	-	-	-	-	-	-	30	-	-
Sports Bureau of Macao SAR Government	MAC-NADO	26	-	1	-	-	-	-	-	-	-	-	-	26	-	3.8%
World Boxing Federation	WBF-Prof	24	-	4	-	-	-	-	-	-	-	-	-	24	-	16.7%
International Natural Bodybuilding Association	INBA	10	-	1	10	-	-	-	-	-	2	-	-	22	-	4.5%
International Boxing Organization	IBO	21	-	-	-	-	-	-	-	-	-	-	-	21	-	-
Kyokushin World Union	KWU	20	-	-	-	-	-	-	-	-	-	-	-	20	-	-
International Association for Development of Apnea	AIDA	19	-	-	-	-	-	-	-	-	-	-	-	19	-	-
Association of Rowing Clubs	ACT	3	-	-	16	-	-	-	-	-	-	-	-	19	-	-
European Police Sport Union	USPE	18	-	-	-	-	-	-	-	-	-	-	-	18	-	-
FVA Professional Boxing	AUT-ProBOX	14	-	-	3	-	-	-	-	-	-	-	-	17	-	-
International Va'a Federation	IVFFIV	16	-	2	-	-	-	-	-	-	-	-	-	16	-	12.5%
World Snooker Limited	WSL	15	-	-	-	-	-	-	-	-	-	-	-	15	-	-
International Ultratriathlon Association	IUTA	13	-	-	-	-	-	-	-	-	-	-	-	13	-	-
International Association of Ultrarunners	IAU	13	-	-	-	-	-	-	-	-	-	-	-	13	-	-
International Sports Federation of Fire Fighters & Rescuers	ISFFR	12	-	-	-	-	-	-	-	-	-	-	-	12	-	-
International Fresh Water Sport Fishing Federation	FIPS-ed	12	-	1	-	-	-	-	-	-	-	-	-	12	-	8.3%
International Street and Ball Hockey Federation	ISBHF	12	-	-	-	-	-	-	-	-	-	-	-	12	-	-
International Federation of Sea Fishing Sport	FIPS-M	8	-	-	2	-	-	-	-	-	-	-	-	10	-	-
International Rafting Federation	IRF-Rafting	10	-	-	-	-	-	-	-	-	-	-	-	10	-	-
International Pole Sports Federation	IPSF	9	-	-	-	-	-	-	-	-	-	-	-	9	-	-
International Federation of Pétanque and Provençale Games	FIPJP	8	-	-	-	-	-	-	-	-	-	-	-	8	-	-
Medical and Sports Clinic of Wielkopolska Region	POL-WPSL	8	-	-	-	-	-	-	-	-	-	-	-	8	-	-
International Police Sports Union	USIP	6	-	1	-	-	-	-	-	-	-	-	-	6	-	16.7%
CHN-Chinese Sport Event Organizing Committee	CHN-SEOC	4	-	-	-	-	-	2	-	-	-	-	-	6	-	-
Professional Golf Tour of India	IND-PGTI	6	-	-	-	-	-	-	-	-	-	-	-	6	-	-



**2017 Anti-Doping Testing Figures**  
*Samples Analyzed and Reported by Accredited Laboratories in ADAMS*

**Table 10: Total Samples by TA Category - Other Sport Organizations - continued**

Other Sport Organizations	ADAMS ADO Code	Samples	Urine						Blood						Total		
			IC ATF	AAF	Samples	ATF	AAF	Samples	IC ATF	AAF	Samples	ATF	AAF	Samples	% ATF	% AAF	
<b>World Surfing League</b>	WSLeague	-	-	-	5	-	-	-	-	-	-	-	-	-	5	-	-
<b>World Bodybuilding &amp; Physique Sports Federation</b>	WBPF	5	-	4	-	-	-	-	-	-	-	-	-	-	5	-	80.0%
<b>International Federation of Boules Sport</b>	FIB - Boules	4	-	-	-	-	-	-	-	-	-	-	-	4	-	-	
<b>International Fly Sport Fishing Federation</b>	FIPS-Mouche	4	-	1	-	-	-	-	-	-	-	-	-	4	-	25.0%	
<b>International Practical Shooting Confederation</b>	IPSC	4	-	-	-	-	-	-	-	-	-	-	-	4	-	-	
<b>Cosmos Cyprus Throwdown</b>	CYP-MLTTR	3	-	1	-	-	-	-	-	-	-	-	-	3	-	33.3%	
<b>Korean Changwon Cycle Racing Corporation</b>	Changwon CRC	3	-	-	-	-	-	-	-	-	-	-	-	3	-	-	
<b>International Crossbow Shooting Union</b>	ICSU	3	-	-	-	-	-	-	-	-	-	-	-	3	-	-	
<b>World Karate and Kickboxing Association</b>	WKA	3	-	1	-	-	-	-	-	-	-	-	-	3	-	33.3%	
<b>International non-governmental organization for Sports Aerobics and Fitness</b>	FISAF International	2	-	-	-	-	-	-	-	-	-	-	-	2	-	-	
<b>International Federation of Tchoukball</b>	FITB	2	-	-	-	-	-	-	-	-	-	-	-	2	-	-	
<b>Others in China</b>	China-Others	-	-	-	1	-	-	-	-	-	-	-	-	1	-	-	
		<b>3,999</b>	<b>1</b>	<b>119</b>	<b>1,382</b>	<b>-</b>	<b>12</b>	<b>69</b>	<b>-</b>	<b>-</b>	<b>56</b>	<b>-</b>	<b>-</b>	<b>5,506</b>	<b>0.02%</b>	<b>2.4%</b>	

**Table 11: Total Samples by TA Category - Regional Sport Organizations**

Regional Sport Organizations	ADAMS ADO Code	Samples	Urine						Blood						Total		
			IC ATF	AAF	Samples	IC ATF	AAF	Samples	IC ATF	AAF	Samples	IC ATF	AAF	Samples	% ATF	% AAF	
Union of European Football Associations	UEFA	1769	-	7	490	-	-	77	-	-	287	-	-	2623	-	0.3%	
South American Football Confederation	CONMEBOL	1526	-	11	145	-	-	-	-	-	-	-	-	1671	-	0.7%	
European Athletics Association	EA	791	-	5	-	-	-	-	-	-	3	-	-	794	-	0.6%	
Central American Sports Organization	ORDECA	380	-	9	76	1	4	-	-	-	-	-	-	456	0.2%	2.9%	
Bolivian Sports Organization	ODEBO	379	1	1	-	-	-	27	-	-	-	-	-	406	0.2%	0.2%	
African Football Confederation	CAF	363	1	-	-	-	-	-	-	-	-	-	-	363	0.3%	-	
Asian Football Confederation	AFC	280	2	-	79	-	-	-	-	-	-	-	-	359	0.6%	-	
European Handball Federation	EUR-HAND	194	-	4	12	-	-	-	-	-	-	-	-	206	-	1.9%	
European Swimming League	LEN	166	-	1	-	-	-	-	-	-	-	-	-	166	-	0.6%	
Asean Para Sports Federation	APSF	141	-	-	2	-	-	8	-	-	-	-	-	151	-	-	
Six Nations Rugby Limited	GBR-SNRL	130	-	5	-	-	-	-	-	-	-	-	-	130	-	3.8%	
European Professional Club Rugby	EPCR	116	-	2	-	-	-	-	-	-	-	-	-	116	-	1.7%	
European Olympic Committees	EOC	116	-	-	-	-	-	-	-	-	-	-	-	116	-	-	
South American Sports Organization	ODESUR	103	-	1	-	-	-	-	-	-	-	-	-	103	-	1.0%	
European Volleyball Confederation	EUR-VB	92	-	-	-	-	-	6	-	-	-	-	-	98	-	-	
Asian Athletics Association	AAA	83	-	2	-	-	-	-	-	-	-	-	-	83	-	2.4%	
Asian Volleyball Confederation	AVC-VB	74	-	1	-	-	-	-	-	-	-	-	-	74	-	1.4%	
European Canoe Association	ECA	73	-	-	-	-	-	-	-	-	-	-	-	73	-	-	
European Boxing Confederation	EUBC	68	-	1	-	-	-	-	-	-	-	-	-	68	-	1.5%	
European Boxing Union	EBU	63	-	5	-	-	-	-	-	-	-	-	-	63	-	7.9%	
Asian Paralympic Committee	APC	39	-	-	6	-	1	5	-	-	-	-	-	50	-	2.0%	
European Taekwondo Union	ETU-Taekw	50	-	-	-	-	-	-	-	-	-	-	-	50	-	-	
European Triathlon Union	ETU	45	-	1	-	-	-	-	-	-	-	-	-	45	-	2.2%	
Asian Swimming Federation	AASF	42	-	-	-	-	-	-	-	-	-	-	-	42	-	-	
Judo Union of Asia	JUA	41	-	1	-	-	-	-	-	-	-	-	-	41	-	2.4%	
European Judo Union	EJU	38	-	3	-	-	-	-	-	-	-	-	-	38	-	7.9%	
European Armwrestling Federation	EAF	32	-	2	-	-	-	-	-	-	-	-	-	32	-	6.3%	
Confederation of North, Central America and Caribbean Association Football	CONCACAF	30	-	-	-	-	-	-	-	-	-	-	-	30	-	-	
African Volleyball Confederation	CAVB-VB	30	-	-	-	-	-	-	-	-	-	-	-	30	-	-	
European Masters Weightlifting Committee	EUR-WL	30	-	1	-	-	-	-	-	-	-	-	-	30	-	3.3%	
African Amateur Swimming Confederation	CANA	29	-	-	-	-	-	-	-	-	-	-	-	29	-	-	
Central America and Caribbean Volleyball Confederation	NORCECA	23	-	-	-	-	-	-	-	-	-	-	-	23	-	-	
Archery Europe/Mediterranean	EMAU	22	-	-	-	-	-	-	-	-	-	-	-	22	-	-	
European Masters Athletics Federation	EMA	19	-	-	-	-	-	-	-	-	-	-	-	19	-	-	
Asian Gymnastics Federation	AGF	19	-	2	-	-	-	-	-	-	-	-	-	19	-	10.5%	
Central American and Caribbean Athletic Association	NACAC	16	-	-	-	-	-	-	-	-	-	-	-	16	-	-	
West Indies Cricket Board	WICB	12	-	-	-	-	-	-	-	-	-	-	-	12	-	-	
Badminton Asia Confederation	BAC	12	-	-	-	-	-	-	-	-	-	-	-	12	-	-	
Association of Balkan Athletics Federations	ABAF	11	-	-	-	-	-	-	-	-	-	-	-	11	-	-	
Asian Archery Federation	AAF	6	-	-	-	-	-	-	-	-	-	-	-	6	-	-	
European Pocket Billiard Federation	EPBF	6	-	-	-	-	-	-	-	-	-	-	-	6	-	-	

**Table 11: Total Samples by TA Category - Regional Sport Organizations - continued**

Regional Sport Organizations	ADAMS ADO Code	Urine						Blood						Total		
		Samples	IC ATF	AAF	Samples	ATF	AAF	Samples	IC ATF	AAF	Samples	ATF	AAF	Samples	% ATF	% AAF
European Shooting Confederation	ESC	6	-	-	-	-	-	-	-	-	-	-	-	-	-	-
European Deaf Sport Organization	EDSO	6	-	-	-	-	-	-	-	-	-	-	-	-	-	
Asian Bodybuilding and Physique Sports Federation	ABBF	5	-	5	-	-	-	-	-	-	-	-	-	-	100.0%	
Arab Cycling Federation	ARAB-CYC	4	-	-	-	-	-	-	-	-	-	-	-	-	-	
European Rink Hockey Committee	CERH	4	-	-	-	-	-	-	-	-	-	-	-	-	-	
Asian Karatedo Federation	AKF	3	-	-	-	-	-	-	-	-	-	-	-	-	-	
South East Powerlifting Association	SEPA	2	-	-	-	-	-	-	-	-	-	-	-	-	-	
		<b>7,489</b>	<b>4</b>	<b>70</b>	<b>810</b>	<b>1</b>	<b>5</b>	<b>123</b>	<b>-</b>	<b>-</b>	<b>290</b>	<b>-</b>	<b>-</b>	<b>8,712</b>	<b>0.1%</b>	<b>0.9%</b>

**Table 12: Total Samples by TA Category - Sport Federations (National, Regional and Other)**

Sport Federations (National, Regional and Other) by country	Urine						Blood						Total		
	Samples	IC ATF	AAF	Samples	ATF	AAF	Samples	IC ATF	AAF	Samples	ATF	AAF	Samples	% ATF	% AAF
China	1179	1	35	1642	1	11	37	-	-	17	-	-	2,875	0.1%	1.6%
Brazil	1207	-	14	-	-	-	-	-	-	-	-	-	1,207	-	1.2%
Mexico	769	1	34	3	-	-	-	-	-	-	-	-	772	0.1%	4.4%
Equator	690	1	4	-	-	-	-	-	-	-	-	-	690	0.1%	0.6%
Turkey	574	-	3	2	1	-	-	-	-	-	-	-	576	0.2%	0.5%
USA	314	-	23	61	-	5	-	-	-	2	-	-	377	-	7.4%
Korea	309	-	1	-	-	-	-	-	-	-	-	-	309	-	0.3%
UK	169	-	5	113	-	-	-	-	-	-	-	-	282	-	1.8%
India	233	2	1	42	-	-	-	-	-	-	-	-	275	0.7%	0.4%
Germany	198	-	5	31	-	-	5	-	-	-	-	-	234	-	2.1%
Japan	164	-	-	52	-	-	11	-	-	-	-	-	227	-	-
Belgium	181	-	2	-	-	-	-	-	-	-	-	-	181	-	1.1%
Malta	148	-	2	1	-	-	-	-	-	-	-	-	149	-	1.3%
Bolivia	148	-	-	-	-	-	-	-	-	-	-	-	148	-	-
Australia	51	-	-	38	1	-	-	-	-	-	-	-	89	1.1%	-
Hong Kong	88	-	-	-	-	-	-	-	-	-	-	-	88	-	-
Venezuela	83	-	5	-	-	-	-	-	-	-	-	-	83	-	6.0%
Malaysia	79	-	-	-	-	-	-	-	-	-	-	-	79	-	-
Thailand	64	-	-	-	-	-	-	-	-	-	-	-	64	-	-
Israel	52	-	1	1	-	-	-	-	-	1	-	-	54	-	1.9%
Macao	21	-	1	15	-	-	-	-	-	-	-	-	36	-	2.8%
Italy	33	-	2	3	-	-	-	-	-	-	-	-	36	-	5.6%

**Table 12: Total Samples by TA Category - Sport Federations (National, Regional and Other) - continued**

Sport Federations (National, Regional and Other) by country	Urine						Blood						Total		
	Samples	IC ATF	AAF	Samples	ATF	AAF	Samples	IC ATF	AAF	Samples	ATF	AAF	Samples	% ATF	% AAF
Spain	33	-	2	-	-	-	-	-	-	-	-	-	33	-	6.1%
Algeria	30	-	-	-	-	-	-	-	-	-	-	-	30	-	-
Salvador	30	-	-	-	-	-	-	-	-	-	-	-	30	-	-
Bahamas	28	-	-	-	-	-	-	-	-	-	-	-	28	-	-
Bangladesh	27	-	-	-	-	-	-	-	-	-	-	-	27	-	-
Costa Rica	26	-	-	-	-	-	-	-	-	-	-	-	26	-	-
Other	23	-	-	-	-	-	-	-	-	-	-	-	23	-	-
Russia	19	-	4	-	-	-	-	-	-	-	-	-	19	-	21.1%
Cyprus	15	-	-	-	-	-	-	-	-	-	-	-	15	-	-
Scotland	13	-	-	-	-	-	-	-	-	-	-	-	13	-	-
Pakistan	10	-	-	3	-	1	-	-	-	-	-	-	13	-	7.7%
Estonia	11	-	-	-	-	-	-	-	-	-	-	-	11	-	-
Switzerland	10	-	-	-	-	-	-	-	-	-	-	-	10	-	-
Nigeria	10	-	-	-	-	-	-	-	-	-	-	-	10	-	-
Denmark	9	-	9	-	-	-	-	-	-	-	-	-	9	-	100.0%
Monaco	8	-	-	-	-	-	-	-	-	-	-	-	8	-	-
Lebanon	8	-	-	-	-	-	-	-	-	-	-	-	8	-	-
Iraq	-	-	-	8	-	1	-	-	-	-	-	-	8	-	12.5%
Sweden	8	-	1	-	-	-	-	-	-	-	-	-	8	-	12.5%
Singapore	8	-	-	-	-	-	-	-	-	-	-	-	8	-	-
Finland	6	-	-	-	-	-	-	-	-	-	-	-	6	-	-
Indonesia	4	-	-	-	-	-	-	-	-	-	-	-	4	-	-
France	-	-	-	4	-	-	-	-	-	-	-	-	4	-	-
Bulgaria	3	-	-	-	-	-	-	-	-	-	-	-	3	-	-
Chinese Taipei	2	-	-	-	-	-	-	-	-	-	-	-	2	-	-
Portugal	2	-	-	-	-	-	-	-	-	-	-	-	2	-	-
	<b>7,097</b>	<b>5</b>	<b>154</b>	<b>2,019</b>	<b>3</b>	<b>18</b>	<b>53</b>	<b>-</b>	<b>-</b>	<b>20</b>	<b>-</b>	<b>-</b>	<b>9,189</b>	<b>0.1%</b>	<b>1.9%</b>

**Table 13: GC/C/IRMS Tests Conducted per Testing Authority for Markers of the Steroid Profile**

Testing Authority	ADAMS Code	Urine						
		IC Samples	IC AAF	OOB Samples	OOB AAF	Total Samples	Total AAFs	% AAF
US Anti-Doping Agency	USADA	232	5	575	10	807	15	2%
Italian National Anti-Doping Agency	NADO ITALIA	222	6	69	-	291	6	2%
Russian National Anti-Doping Organization	RUSADA	74	1	177	-	251	1	0.4%
Brasilian Authority on Anti-Doping Control	ABCD	157	4	22	-	179	4	2%
International Cycling Union	UCI	119	14	46	-	165	14	8%
IAAF - Athletics Integrity Unit	IAAF - AIU	60	2	89	1	149	3	2%
German National Anti-Doping Agency	NADA	77	2	59	1	136	3	2%
Antidoping Switzerland	ADCH	29	1	93	-	122	1	1%
French Anti-Doping Agency	AFLD-NADO	78	9	35	1	113	10	9%
International Swimming Federation	FINA	56	-	44	-	100	0	0%
Spain National Anti-Doping Agency	ESP-NADO	67	3	24	-	91	3	3%
International Tennis Federation	ITF	74	-	14	-	88	0	0%
Turkish Anti Doping Commission	TADC	68	1	19	1	87	2	2%
Canadian Centre for Ethics in Sport	CCES	33	1	50	-	83	1	1%
National Anti Doping Agency -India	IND-NADO	51	3	28	2	79	5	6%
Netherlands Anti-Doping Authority	ADAN	61	3	17	-	78	3	4%
China Anti-Doping Agency	CHINADA	40	-	37	1	77	1	1%
Australian Sports Anti-Doping Authority	ASADA	25	3	46	2	71	5	7%
Finnish Center for Integrity in Sports/Finnish Anti-Doping Ager	FINCIS/FINADA	26	-	43	-	69	0	0%
International Weightlifting Federation	IWF	33	-	30	1	63	1	2%
Polish Anti-Doping Agency	POLADA	36	1	26	1	62	2	3%
Japan Anti-Doping Agency	JADA	47	-	11	-	58	0	0%
NADO Flanders	NADOF	33	3	22	1	55	4	7%
I.R Iran National Anti-Doping Organization	IRI-NADO	46	6	8	1	54	7	13%
Swedish Sports Confederation	RF	21	1	32	1	53	2	4%
Saudi Arabian Antidoping Committee	KSA-NADO	38	-	11	-	49	0	0%
South American Football Confederation	CONMEBOL	42	-	6	-	48	0	0%
National Anti-Doping Commission of Argentina	ARG-NADO	38	1	9	1	47	2	4%
Italian Ministry of Health Departement	CVD-Italia	42	6	-	-	42	6	14%
South East Asian Games Federation	SEAGF	42	1	-	-	42	1	2%
World Rugby	World Rugby	20	-	21	1	41	1	2%
Chilean National Anti-Doping Commission	CHI-NADO	29	3	11	1	40	4	10%
UK Anti-Doping	UKAD	5	-	32	-	37	0	0%
French Community of Belgium NADO	BEL-CFWB	28	-	9	-	37	0	0%
Anti-Doping Agency of Kenya	ADAK	13	1	23	-	36	1	3%
Anti-Doping Norway	ADNO	14	-	21	1	35	1	3%
Brazilian Football Confederation	BRA-CBF	34	-	-	-	34	0	0%
Drug Free Sport New Zealand	DFSNZ	14	-	20	-	34	0	0%
International Ski Federation	FIS	22	-	11	-	33	0	0%
Union of European Football Associations	UEFA	25	-	7	-	32	0	0%
Portugal Anti-Doping Agency	ADoP	23	2	8	-	31	2	6%
Ethiopian Anti doping Organization	ETH-NADO	23	-	8	-	31	0	0%
European Athletics Association	EA	30	-	-	-	30	0	0%
International Paralympic Committee	IPC	20	-	8	-	28	0	0%
Anti-Doping Paraguay	PAR-NADO	27	-	-	-	27	0	0%

**Table 13: GC/C/IRMS Tests Conducted per Testing Authority for Markers of the Steroid Profile - continued**

Testing Authority	ADAMS Code	Urine						
		IC		OOC		Total Samples	Total AAFs	% AAF
		Samples	AAF	Samples	AAF			
Anti-Doping Denmark	ADD	7	-	20	-	27	0	0%
International Powerlifting Federation	IPF	20	3	6	-	26	3	12%
Egyptian National Anti-doping Organization	EGY-NADO	20	2	5	1	25	3	12%
National Anti-Doping Agency Austria GmbH	NADA Austria	9	-	16	-	25	0	0%
South African Institute for Drug-Free Sport	SAIDS	12	4	13	2	25	6	24%
International Judo Federation	IJF	25	-	-	-	25	0	0%
Romanian National Anti-Doping Agency	ANAD-Romania	10	-	13	-	23	0	0%
International Federation of Football Associations	FIFA	22	-	-	-	22	0	0%
CHN-National Federations in China	CHN-NF	14	-	8	-	22	0	0%
Hungarian Anti-Doping Agency	HUNADO	11	1	10	-	21	1	5%
International Skating Union	ISU	7	-	13	-	20	0	0%
Korea Anti-Doping Agency	KADA	13	1	7	-	20	1	5%
International Triathlon Union	ITU	15	-	4	-	19	0	0%
World Triathlon Corporation	WTC	8	-	10	2	18	2	11%
International Basketball Federation	FIBA	12	-	6	-	18	0	0%
Jamaica Anti-Doping Commission	JADCO	3	-	14	1	17	1	6%
World Taekwondo	WT	13	1	4	-	17	1	6%
International Ice Hockey Federation	IIHF	14	-	3	-	17	0	0%
United World Wrestling	UWW	10	-	6	-	16	0	0%
Czech Anti-Doping Committee	CADC	14	-	2	-	16	0	0%
International University Sport Federation	FISU	15	-	-	-	15	0	0%
Colombian NADO	COL-NADO	12	1	3	-	15	1	7%
CHN-Provincial Sports Bureau in China	CHN-PSB	2	-	12	-	14	0	0%
Sport Ireland	SI	7	-	7	-	14	0	0%
International Shooting Sport Federation	ISSF	14	-	-	-	14	0	0%
Croatian Institute for Toxicology and Anti-Doping	CITA	8	-	5	-	13	0	0%
International Handball Federation	IHF	13	-	-	-	13	0	0%
Olympic Council of Asia	OCA	13	-	-	-	13	0	0%
Kazakhstan National Anti-Doping Centre	KAZ-NADO	6	2	7	1	13	3	23%
World Baseball Softball Confederation	WBSC	12	-	1	-	13	0	0%
International Boxing Association	AIBA	6	-	6	-	12	0	0%
International World Games Association	IWGA	11	-	1	-	12	0	0%
National Anti-doping Center of Ukraine	NADC Ukraine	5	1	7	3	12	4	33%
International Fencing Federation	FIE	11	-	1	-	12	0	0%
International Volleyball Federation	FIVB	8	-	4	-	12	0	0%
Azerbaijan National Anti-Doping Agency	AMADA	4	-	7	-	11	0	0%
Basque Anti-Doping Agency	ESP-Vasco	10	-	1	-	11	0	0%
Turkish Basketball Federation	TUR-BAS	11	-	-	-	11	0	0%
Anti-Doping Singapore	ADS	-	-	11	-	11	0	0%
Qatar Antidoping Commission	QADC	10	-	-	-	10	0	0%
International Canoe Federation	ICF	4	1	6	-	10	1	10%
Board of Control for Cricket in India	IND-BCCI	9	-	1	-	10	0	0%
Royal Belgian Cycling League	BEL-CY	10	-	-	-	10	0	0%
International Committee of Sports for the Deaf	ICSD / CISS	10	-	-	-	10	0	0%
International Biathlon Union	IBU	3	-	6	-	9	0	0%

**Table 13: GC/C/IRMS Tests Conducted per Testing Authority for Markers of the Steroid Profile - continued**

Testing Authority	ADAMS Code	Urine						
		IC Samples	IC AAF	OOB Samples	OOB AAF	Total Samples	Total AAFs	% AAF
Oceania RADO	O-RADO	3	-	6	-	9	0	0%
International Cricket Council	ICC	1	-	8	-	9	0	0%
Agency for Anti-Doping Control of Bosnia and Herzegovina	BiH-NADO	1	-	8	-	9	0	0%
Bulgarian Anti-doping Center	BUL-NADO	5	-	4	-	9	0	0%
The Islamic Solidarity Sports Federation	ISS Federation	9	-	-	-	9	0	0%
Slovak Anti-Doping Agency	SADA	2	-	6	-	8	0	0%
International Rowing Federation	FISA	3	-	5	-	8	0	0%
Algerian National Anti-Doping Organization	ALG-NADO	8	1	-	-	8	1	13%
Anti-Doping Agency of Serbia	ADAS	6	-	2	-	8	0	0%
Bolivian Sports Organization	ODEBO	7	-	-	-	7	0	0%
Belarus National Anti-Doping Agency	BNADA	4	-	3	-	7	0	0%
Rugby Football Union	GBR-RFU	1	-	6	-	7	0	0%
International Modern Pentathlon Union	UIPM	5	1	2	-	7	1	14%
United Arab Emirates National Anti-doping Committee	UAE-NADO	7	-	-	-	7	0	0%
African Football Confederation	CAF	6	-	-	-	6	0	0%
CHN-Federation of University Sports of China	CHN-FUS	4	-	2	-	6	0	0%
Great Britain Powerlifting Federation	GBR-GBPF	6	1	-	-	6	1	17%
Australian Rugby Union	ARU	3	-	3	-	6	0	0%
USA Powerlifting	USA-USAPL	3	-	3	-	6	0	0%
Anti-Doping Organization of New Caledonia	OADNC	6	-	-	-	6	0	0%
Badminton World Federation	BWF	4	-	2	-	6	0	0%
Doping Control Agency of Thailand	DCAT	4	-	1	-	5	0	0%
Hong Kong Anti-Doping Committee	HKG-ADC	-	-	5	-	5	0	0%
Anti-Doping Agency of Malaysia	ADAMAS	4	-	1	-	5	0	0%
World Karate Federation	WKF	4	-	1	-	5	0	0%
Sri Lanka Anti Doping Agency	SRI-NADO	4	1	1	-	5	1	20%
International Military Sports Council	CISM	5	3	-	-	5	3	60%
Dansih Bodybuilding and Fitness Federation	DEN-DBFF	5	2	-	-	5	2	40%
International Federation of Bodybuilding and Fitness	IFBB	5	1	-	-	5	1	20%
Uruguay Anti-Doping	URU-NADO	4	1	1	-	5	1	20%
International Hockey Federation	FIH	4	-	1	-	5	0	0%
Slovenian Antidoping Organization	SLOADO	2	-	3	-	5	0	0%
Anti-Doping Commission, Chinese Taipei Olympic Committee	CTADA	-	-	5	1	5	1	20%
Monaco Anti-Doping Committee	CMA Monaco	3	-	2	-	5	0	0%
World Archery Federation	WA	4	-	-	-	4	0	0%
European Olympic Committees	EOC	4	-	-	-	4	0	0%
International Bobsleigh and Skeleton Federation	IBSF	-	-	4	-	4	0	0%
International Luge Federation	FIL	1	-	3	-	4	0	0%
International Gymnastics Federation	FIG	3	-	1	-	4	0	0%
Common Community Commission (Brussels)	COCOM	1	-	3	-	4	0	0%
World Anti-Doping Agency	WADA-AMA	-	-	4	-	4	0	0%
Confederation of North, Central America and Caribbean Association Football	CONCACAF	4	-	-	-	4	0	0%
International Motorcycling Federation	FIM	4	-	-	-	4	0	0%
Hellenic National Council for Combatting Doping	ESKAN	3	-	-	-	3	0	0%
Africa Zone V RADO	AFR-RADO-V	-	-	3	-	3	0	0%

**Table 13: GC/C/IRMS Tests Conducted per Testing Authority for Markers of the Steroid Profile - continued**

Testing Authority	ADAMS Code	Urine						
		IC		OOC		Total Samples	Total AAFs	% AAF
		Samples	AAF	Samples	AAF			
Anti-Doping Commission of Malta	MLT-NADO	3	-	-	-	3	0	0%
Israel Football Association	ISR-FB	3	1	-	-	3	1	33%
Estonian Anti-Doping Agency	EADA	2	-	1	-	3	0	0%
Six Nations Rugby Limited	GBR-SNRL	3	-	-	-	3	0	0%
Malta Football Association	MLT-FOO	3	-	-	-	3	0	0%
Georgian Anti-Doping Agency	GEO-NADO	3	-	-	-	3	0	0%
Africa Zone II & III RADO	AFR-RADO-II-III	-	-	3	-	3	0	0%
Luxembourg NADO	ALAD	2	-	1	-	3	0	0%
Asian Football Confederation	AFC	3	-	-	-	3	0	0%
Anti-Doping department of State Sports Medicine Centre	LAT-NADO	-	-	3	-	3	0	0%
European Canoe Association	ECA	3	-	-	-	3	0	0%
Malaysian Football Association	MAS-FB	3	-	-	-	3	0	0%
Boccia International Sports Federation	BISFED	3	-	-	-	3	0	0%
Mexican National Anti-Doping Committee	MEX-NADO	2	-	1	-	3	0	0%
World Squash Federation	WSF	2	-	1	-	3	0	0%
International Federation Icestocksport	IFI	1	-	1	-	2	0	0%
CHN-Military Sport Department in China	CHN-MSD	-	-	2	-	2	0	0%
World Darts Federation	WDF	2	-	-	-	2	0	0%
Mongolian National Anti-Doping Organization	MGL-NADO	1	1	1	-	2	1	50%
Malaysian National Cycling Federation	MAL-CYC	2	-	-	-	2	0	0%
National Anti-Doping Commission of Macedonia	MKD-NADO	1	-	1	-	2	0	0%
World Association of Kickboxing Organizations	WAKO	1	-	1	-	2	0	0%
World Underwater Federation	CMAS	1	-	1	-	2	0	0%
International Federation of Sambo	FIAS	1	-	1	-	2	0	0%
International Committee for the Francophonie Games	CIJF	2	-	-	-	2	0	0%
Africa Zone VI RADO	AFR-RADO-VI	-	-	2	-	2	0	0%
Guatemala NADO	GUA-OAD	2	-	-	-	2	0	0%
International Lacrosse Federation	FILx	1	-	1	-	2	0	0%
Asian Swimming Federation	AASF	2	-	-	-	2	0	0%
Iraqi Weightlifting Federation	IRQ WF	-	-	2	1	2	1	50%
World Skate	WSK	1	-	1	-	2	0	0%
World Boxing Association	WBA	2	-	-	-	2	0	0%
International Sumo Federation	IFS-Sumo	2	-	-	-	2	0	0%
European Swimming League	LEN	2	-	-	-	2	0	0%
Hong Kong Amateur Swimming Association	HKG-AQ	2	-	-	-	2	0	0%
South East Asia RADO	SE-ASIA-RADO	-	-	2	-	2	0	0%
National Anti-Doping Agency of Tunisia	ANAD	2	2	-	-	2	2	100%
International Golf Federation	IGF	2	-	-	-	2	0	0%
International Federation of Sport Climbing	IFSC	2	-	-	-	2	0	0%
Asian Athletics Association	AAA	2	-	-	-	2	0	0%
National Olympic and Sports Association of Iceland	ISL-NADO	1	-	1	-	2	0	0%
International Cheer Union	ICU	2	-	-	-	2	0	0%
CHN-Colleges or Schools in China	CHN-COS	2	-	-	-	2	0	0%
International Federation of Cerebral Palsy Football	IFCPF	1	-	1	-	2	0	0%
German Police Sports Board of Trustees	DPSK	-	-	2	-	2	0	0%



**Table 13: GC/C/IRMS Tests Conducted per Testing Authority for Markers of the Steroid Profile - continued**

Testing Authority	ADAMS Code	Urine						
		IC Samples	IC AAF	OOB Samples	OOB AAF	Total Samples	Total AAFs	% AAF
Africa Zone I RADO	AFR-RADO-I	1	1	1	-	2	1	50%
International Equestrian Federation	FEI	2	-	-	-	2	0	0%
International School Sport Federation	ISF-School	2	-	-	-	2	0	0%
Israeli NADO	ISR-NADO	-	-	2	-	2	0	0%
West Asia RADO	W-ASIA-RADO	-	-	2	-	2	0	0%
Central Asia RADO	RADOCA-RADO	-	-	2	-	2	0	0%
World Curling Federation	WCF	-	-	2	-	2	0	0%
European Boxing Union	EBU	2	1	-	-	2	1	50%
European Handball Federation	EUR-HAND	2	-	-	-	2	0	0%
Rugby League International Federation	RLIF	2	-	-	-	2	0	0%
Caribbean RADO	CAR-RADO	1	-	1	-	2	0	0%
International Association of Ultrarunners	IAU	2	-	-	-	2	0	0%
National Antidoping Agency of the Republic of Moldova	NADO Moldova	1	1	1	-	2	1	50%
International Automobile Federation	FIA	1	-	1	-	2	0	0%
Cyprus Anti-Doping Authority	CYADA	1	-	-	-	1	0	0%
Nippon Professional Baseball	JPN-NPB	-	-	1	-	1	0	0%
Central America and Caribbean Volleyball Confederation	NORCECA	1	-	-	-	1	0	0%
Geraklion Fund-Fit League	GERAKLION FUND	1	-	-	-	1	0	0%
Professional Golf Tour of India	IND-PGTI	1	-	-	-	1	0	0%
Commonwealth Games Federation	CGF	1	-	-	-	1	0	0%
Algerian Football Federation	ALG-FOO	1	-	-	-	1	0	0%
Lembaga Anti-Doping Indonesia	LADI	-	-	1	-	1	0	0%
World Masters Athletics	WMA	1	-	-	-	1	0	0%
Asian Archery Federation	AAF	1	-	-	-	1	0	0%
International Wheelchair and Amputee Sports Federation	IWAS	1	-	-	-	1	0	0%
International Boxing Federation	IBF	1	-	-	-	1	0	0%
National Anti-Doping Commission of Barbados	NADC	1	-	-	-	1	0	0%
Sports Bureau of Macao SAR Government	MAC-NADO	1	-	-	-	1	0	0%
World Arm Wrestling Federation	WAF	1	-	-	-	1	0	0%
International Korfball Federation	IKF	1	-	-	-	1	0	0%
World Boxing Council	WBC	1	-	-	-	1	0	0%
Eastern Europe RADO	E-EUR-RADO	-	-	1	-	1	0	0%
World Drug Free Powerlifting Federation	WDFPF	1	-	-	-	1	0	0%
Bangladesh Cricket Board	BAN-BCB	1	-	-	-	1	0	0%
European Taekwondo Union	ETU-Taekw	1	-	-	-	1	0	0%
Malaysian Weightlifting Federation	MAS WF	1	-	-	-	1	0	0%
Judo Union of Asia	JUA	1	-	-	-	1	0	0%
International Life Saving Federation	ILSF	1	-	-	-	1	0	0%
Estonian Bodybuilding and Fitness Federation	EST-BAF	1	-	-	-	1	0	0%
Malaysian Hockey Confederation	MAS-HOC	1	-	-	-	1	0	0%
European Police Sport Union	USPE	1	-	-	-	1	0	0%
San Marino Standing Committee on Anti-Doping	SMR-NADO	-	-	1	-	1	0	0%
Venezuelan Professional Baseball League	VEN-ProBB	1	-	-	-	1	0	0%
Sport Federation of China Disabled Persons	CHN-SFDP	-	-	1	-	1	0	0%
Rio de Janeiro Football Federation	BRA-FFERJ	1	-	-	-	1	0	0%

**Table 13: GC/C/IRMS Tests Conducted per Testing Authority for Markers of the Steroid Profile - continued**

Testing Authority	ADAMS Code	Urine						
		IC Samples	IC AAF	OOB Samples	OOB AAF	Total Samples	Total AAFs	% AAF
Swiss Natural Body-Building and Fitness Federation	SUI-SNBF	1	-	-	-	1	0	0%
Bowl Sports World Confederation	CMSB	1	-	-	-	1	0	0%
European Professional Club Rugby	EPCR	1	-	-	-	1	0	0%
Nigerian National Anti-Doping Committee	NGR-NADO	1	-	-	-	1	0	0%
International Taekwon-Do Federation	TKD-ITF	1	-	-	-	1	0	0%
European Triathlon Union	ETU	1	1	-	-	1	1	100%
Eritrea NADO	ERI-NADO	1	-	-	-	1	0	0%
Jordan Anti-doping Organization	JADO	1	-	-	-	1	0	0%
International Mixed Martial Arts Federation	IMMAF	1	-	-	-	1	0	0%
Japan Golf Association	JPN-GO	1	-	-	-	1	0	0%
International Floorball Federation	IFF	1	-	-	-	1	0	0%
World Minigolf Sport Federation	WMF	-	-	1	-	1	0	0%
Brunei Darussalam Anti-Doping Committee	BDADC BRUNEI	-	-	1	-	1	0	0%
World Sailing	WS	-	-	1	-	1	0	0%
International Powerboating Union	UIM	1	-	-	-	1	0	0%
South American Sports Organization	ODESUR	1	-	-	-	1	0	0%
International Table Tennis Federation	ITTF	-	-	1	-	1	0	0%
International Dragon Boat Federation	IDBF	1	-	-	-	1	0	0%
German Drug-Free Powerlifting Federation	GDFPF	1	-	-	-	1	0	0%
Anti-Doping Organization of Pakistan	ADOPak	1	-	-	-	1	0	0%
<b>Totals</b>		<b>3062</b>	<b>119</b>	<b>2217</b>	<b>40</b>	<b>5,279</b>	<b>159</b>	<b>3.0%</b>

**Table 14: ESA Tests Conducted per Testing Authority (Urine)**

Testing Authority	ADAMS Code	Urine						
		IC Samples	AAF	OOB Samples	AAF	Total Samples	Total AAFs	% AAF
German National Anti-Doping Agency	NADA	1606	-	2724	-	4330	0	0%
International Cycling Union	UCI	1700	-	1930	1	3630	1	0.03%
IAAF - Athletics Integrity Unit	IAAF - AIU	1151	1	1254	5	2405	6	0.25%
US Anti-Doping Agency	USADA	383	-	1299	2	1682	2	0.1%
UK Anti-Doping	UKAD	284	-	1310	-	1594	0	0%
Italian National Anti-Doping Agency	NADO ITALIA	1162	2	423	-	1585	2	0.1%
China Anti-Doping Agency	CHINADA	589	-	792	11	1381	11	0.8%
Russian National Anti-Doping Organization	RUSADA	449	-	850	2	1299	2	0.2%
Netherlands Anti-Doping Authority	ADAN	522	-	655	-	1177	0	0%
Spain National Anti-Doping Agency	ESP-NADO	803	2	362	2	1165	4	0.3%
International Swimming Federation	FINA	245	-	808	-	1053	0	0%
Union of European Football Associations	UEFA	535	-	483	-	1018	0	0%
Japan Anti-Doping Agency	JADA	615	-	384	-	999	0	0%
Portugal Anti-Doping Agency	ADoP	578	-	402	-	980	0	0%
French Anti-Doping Agency	AFLD-NADO	684	-	259	-	943	0	0%
Canadian Centre for Ethics in Sport	CCES	212	-	705	-	917	0	0%
International Biathlon Union	IBU	365	-	349	-	714	0	0%
Australian Sports Anti-Doping Authority	ASADA	147	-	506	-	653	0	0%
Turkish Anti Doping Commission	TADC	330	-	322	-	652	0	0%
Polish Anti-Doping Agency	POLADA	288	-	302	-	590	0	0%
NADO Flanders	NADOF	379	2	206	-	585	2	0.3%
CHN-National Federations in China	CHN-NF	558	6	14	-	572	6	1.0%
Romanian National Anti-Doping Agency	ANAD-Romania	207	-	343	1	550	1	0.2%
International Ski Federation	FIS	174	-	372	-	546	0	0%
Brasilian Authority on Anti-Doping Control	ABCD	288	2	136	-	424	2	0.5%
Finnish Center for Integrity in Sports/Finnish Anti-Doping Agency	FINCIS/FINADA	118	-	279	-	397	0	0%
International Paralympic Committee	IPC	96	-	293	1	389	1	0.3%
National Anti-Doping Agency Austria GmbH	NADA Austria	87	1	301	1	388	2	0.5%
Anti-Doping Norway	ADNO	25	-	359	-	384	0	0%
Hellenic National Council for Combatting Doping	ESKAN	378	-	5	-	383	0	0%
Colombian NADO	COL-NADO	275	1	94	-	369	1	0.3%
Korea Anti-Doping Agency	KADA	223	-	140	-	363	0	0%
Swedish Sports Confederation	RF	174	-	189	-	363	0	0%
International Skating Union	ISU	133	-	195	-	328	0	0%
World Rugby	World Rugby	1	-	326	-	327	0	0%
International Triathlon Union	ITU	246	-	72	-	318	0	0%
Antidoping Switzerland	ADCH	59	-	253	-	312	0	0%
Anti-Doping Denmark	ADD	83	-	207	-	290	0	0%
Chilean National Anti-Doping Commission	CHI-NADO	197	-	83	1	280	1	0.4%
Anti-Doping Agency of Kenya	ADAK	90	1	184	-	274	1	0.4%
National Anti Doping Agency -India	IND-NADO	125	-	144	-	269	0	0%
Sport Ireland	SI	1	-	263	-	264	0	0%
French Community of Belgium NADO	BEL-CFWB	66	-	174	-	240	0	0%
Czech Anti-Doping Committee	CADC	181	-	48	-	229	0	0%
Drug Free Sport New Zealand	DFSNZ	51	-	166	-	217	0	0%
Basque Anti-Doping Agency	ESP-Vasco	174	-	42	-	216	0	0%

**Table 14: ESA Tests Conducted per Testing Authority (Urine) - continued**

Testing Authority	ADAMS Code	Urine						
		IC Samples	IC AAF	OOC Samples	OOC AAF	Total Samples	Total AAFs	Total % AAF
Cuban National Anti-Doping Agency	CUB-NADO	118	-	55	1	173	1	0.6%
South American Football Confederation	CONMEBOL	169	-	-	-	169	0	0%
World Triathlon Corporation	WTC	73	-	87	1	160	1	0.6%
International Weightlifting Federation	IWF	120	-	38	-	158	0	0%
Ethiopian Anti doping Organization	ETH-NADO	73	-	81	-	154	0	0%
Belarus National Anti-Doping Agency	BNADA	31	-	117	-	148	0	0%
Africa Zone I RADO	AFR-RADO-I	66	-	70	-	136	0	0%
International Federation of Football Associations	FIFA	127	-	8	-	135	0	0%
International University Sport Federation	FISU	135	-	-	-	135	0	0%
Italian Ministry of Health Departement	CVD-Italia	130	2	-	-	130	2	2%
Azerbaijan National Anti-Doping Agency	AMADA	49	-	72	-	121	0	0%
International Boxing Association	AIBA	69	-	50	-	119	0	0%
Badminton World Federation	BWF	5	-	109	-	114	0	0%
Croatian Institute for Toxicology and Anti-Doping	CITA	43	-	70	-	113	0	0%
Bolivian Sports Organization	ODEBO	107	-	-	-	107	0	0%
Kazakhstan National Anti-Doping Centre	KAZ-NADO	65	-	41	-	106	0	0%
United World Wrestling	UWW	26	-	78	-	104	0	0%
Anti-Doping Singapore	ADS	-	-	102	-	102	0	0%
European Athletics Association	EA	100	-	-	-	100	0	0%
Luxembourg NADO	ALAD	76	-	23	-	99	0	0%
Saudi Arabian Antidoping Committee	KSA-NADO	61	-	33	-	94	0	0%
Cyprus Anti-Doping Authority	CYADA	92	-	-	-	92	0	0%
Olympic Council of Asia	OCA	91	-	-	-	91	0	0%
Bulgarian Anti-doping Center	BUL-NADO	45	-	45	-	90	0	0%
World Taekwondo	WT	81	-	9	-	90	0	0%
Central American Sports Organization	ORDECA	69	-	18	-	87	0	0%
National Anti-Doping Commission of Argentina	ARG-NADO	85	1	1	1	86	2	2.3%
Slovak Anti-Doping Agency	SADA	15	-	70	-	85	0	0%
CHN-Provincial Sports Bureau in China	CHN-PSB	-	-	73	-	73	0	0%
International Basketball Federation	FIBA	39	-	34	-	73	0	0%
World Anti-Doping Agency	WADA-AMA	3	-	69	-	72	0	0%
International Judo Federation	IJF	69	-	-	-	69	0	0%
International Volleyball Federation	FIVB	30	-	37	-	67	0	0%
Anti-Doping Paraguay	PAR-NADO	66	-	1	-	67	0	0%
Hong Kong Anti-Doping Committee	HKG-ADC	-	-	66	-	66	0	0%
International Rowing Federation	FISA	1	-	65	-	66	0	0%
International Ice Hockey Federation	IIHF	36	-	29	-	65	0	0%
Jamaica Anti-Doping Commission	JADCO	19	-	44	-	63	0	0%
Egyptian National Anti-doping Organization	EGY-NADO	18	-	40	-	58	0	0%
International Handball Federation	IHF	58	-	-	-	58	0	0%
Agency for Anti-Doping Control of Bosnia and Herzegovina	BiH-NADO	20	-	38	-	58	0	0%
International World Games Association	IWGA	52	-	5	-	57	0	0%
National Anti-doping Center of Ukraine	NADC Ukraine	8	-	48	-	56	0	0%
World Skate	WSK	39	-	17	-	56	0	0%
Anti-Doping Agency of Serbia	ADAS	20	-	35	-	55	0	0%
Oceania RADO	O-RADO	-	-	54	-	54	0	0%

**Table 14: ESA Tests Conducted per Testing Authority (Urine) - continued**

Testing Authority	ADAMS Code	IC		Urine OOC		Total Samples	Total AAFs	% AAF
		Samples	AAF	Samples	AAF			
Anti-Doping Commission, Chinese Taipei Olympic Committee	CTADA	24	-	30	-	54	0	0%
International Canoe Federation	ICF	10	-	44	1	54	1	2%
International Hockey Federation	FIH	41	-	11	-	52	0	0%
Venezuela NADO	VEN-NADO	48	-	2	-	50	0	0%
Guatemala NADO	GUA-OAD	50	-	-	-	50	0	0%
Africa Zone V RADO	AFR-RADO-V	12	-	38	-	50	0	0%
Slovenian Antidoping Organization	SLOADO	23	-	27	-	50	0	0%
Bermuda Sport Anti- Doping Authority	BSADA	29	-	19	-	48	0	0%
Africa Zone VI RADO	AFR-RADO-VI	18	-	24	-	42	0	0%
Caribbean RADO	CAR-RADO	4	-	37	-	41	0	0%
Common Community Commission (Brussels)	COCOM	32	-	9	-	41	0	0%
Monaco Anti-Doping Committee	CMA Monaco	4	-	36	-	40	0	0%
Hungarian Anti-Doping Agency	HUNADO	12	-	27	1	39	1	3%
Estonian Anti-Doping Agency	EADA	3	-	34	-	37	0	0%
National Olympic and Sports Association of Iceland	ISL-NADO	22	-	12	-	34	0	0%
Anti-Doping department of State Sports Medicine Centre	LAT-NADO	-	-	34	-	34	0	0%
Anti-Doping Commission of Malta	MLT-NADO	15	-	17	-	32	0	0%
International Tennis Federation	ITF	1	-	31	-	32	0	0%
South East Asia RADO	SE-ASIA-RADO	-	-	30	-	30	0	0%
World Underwater Federation	CMAS	22	-	7	-	29	0	0%
Central Asia RADO	RADOCA-RADO	-	-	28	-	28	0	0%
International Military Sports Council	CISM	28	-	-	-	28	0	0%
Mexican National Anti-Doping Committee	MEX-NADO	27	-	-	-	27	0	0%
European Swimming League	LEN	27	-	-	-	27	0	0%
International Federation of Sambo	FIAS	14	-	12	-	26	0	0%
National Anti-Doping Agency of Tunisia	ANAD	13	1	12	-	25	1	4%
International Bobsleigh and Skeleton Federation	IBSF	9	-	16	-	25	0	0%
Eastern Europe RADO	E-EUR-RADO	-	-	24	-	24	0	0%
Ecuador NADO	ECU-NADO	11	-	12	-	23	0	0%
International Fencing Federation	FIE	18	-	4	-	22	0	0%
International Gymnastics Federation	FIG	9	-	12	-	21	0	0%
International Cricket Council	ICC	-	-	21	-	21	0	0%
Uruguay Anti-Doping	URU-NADO	15	-	6	-	21	0	0%
West Asia RADO	W-ASIA-RADO	-	-	20	-	20	0	0%
Six Nations Rugby Limited	GBR-SNRL	20	-	-	-	20	0	0%
Anti-Doping Agency of Malaysia	ADAMAS	17	-	2	-	19	0	0%
International Committee for the Francophonie Games	CIJF	16	-	2	-	18	0	0%
European Triathlon Union	ETU	18	-	-	-	18	0	0%
South African Institute for Drug-Free Sport	SAIDS	1	-	17	1	18	1	5.6%
World Karate Federation	WKF	9	-	9	-	18	0	0%
International Association for Development of Apnea	AIDA	18	-	-	-	18	0	0%
South American RADO	RADO-SAM	-	-	17	-	17	0	0%
The Islamic Solidarity Sports Federation	ISS Federation	17	-	-	-	17	0	0%
Algerian National Anti-Doping Organization	ALG-NADO	14	-	2	-	16	0	0%
South Asia RADO	S-ASIA-RADO	-	-	15	-	15	0	0%
International Ski Mountaineering Federation	ISMF	5	-	9	-	14	0	0%

**Table 14: ESA Tests Conducted per Testing Authority (Urine) - continued**

Testing Authority	ADAMS Code	Urine						
		IC		OOC		Total	Total %	
		Samples	AAF	Samples	AAF	Samples	AAFs	AAF
International Orienteering Federation	IOF	5	-	9	-	14	0	0%
South American Sports Organization	ODESUR	14	-	-	-	14	0	0%
International Modern Pentathlon Union	UIPM	7	-	7	-	14	0	0%
Georgian Anti-Doping Agency	GEO-NADO	8	-	5	-	13	0	0%
Asian Athletics Association	AAA	13	-	-	-	13	0	0%
International Equestrian Federation	FEI	11	-	2	-	13	0	0%
Africa Zone II & III RADO	AFR-RADO-II-III	-	-	13	-	13	0	0%
International Va'a Federation	IVFFIV	13	-	-	-	13	0	0%
Philippine Sports Commission	PHI-NADO	12	-	-	-	12	0	0%
South East Asian Games Federation	SEAGF	12	-	-	-	12	0	0%
Indian Ocean RADO	IND-OCE-RADO	4	-	8	-	12	0	0%
International Cheer Union	ICU	8	-	4	-	12	0	0%
International Table Tennis Federation	ITTF	4	-	7	-	11	0	0%
Sri Lanka Anti Doping Agency	SRI-NADO	9	-	2	-	11	0	0%
National Antidoping Agency of the Republic of Moldova	NADO Moldova	6	-	5	-	11	0	0%
Commonwealth Games Federation	CGF	-	-	11	-	11	0	0%
International Surfing Association	ISA	9	-	1	-	10	0	0%
CHN-Federation of University Sports of China	CHN-FUS	2	-	8	-	10	0	0%
Cameroon Anti-Doping Organisation	OCALUDS	7	-	3	-	10	0	0%
International Motorcycling Federation	FIM	10	-	-	-	10	0	0%
World Sailing	WS	7	-	2	-	9	0	0%
National Anti Doping Agency Belize	NADO-Belize	9	-	-	-	9	0	0%
Anti-Doping Organization of Pakistan	ADOPak	3	1	5	-	8	1	13%
Association of Rowing Clubs	ACT	-	-	8	-	8	0	0%
Armenian National Anti-Doping Organization	ARM-NADO	5	-	1	-	6	0	0%
International Ultratriathlon Association	IUTA	6	-	-	-	6	0	0%
International Federation of Muaythai Amateur	IFMA	6	-	-	-	6	0	0%
Federacion Dominicana de Medicina del Deporte	FEDOMEDE	6	-	-	-	6	0	0%
International Automobile Federation	FIA	6	-	-	-	6	0	0%
Mexican federation of Triathlon	MEX-TR	6	-	-	-	6	0	0%
World Confederation of Billiards Sports	WCBS	6	-	-	-	6	0	0%
World Masters Athletics	WMA	5	-	-	-	5	0	0%
International Wushu Federation	IWUF	1	-	4	-	5	0	0%
NADO-DG Eupen - Belgium	NADO-DG Eupen	2	-	3	-	5	0	0%
International Wheelchair Basketball Federation	IWBF	5	-	-	-	5	0	0%
International Waterski & Wakeboard Federation	IWWF	3	-	2	-	5	0	0%
Central American RADO	RADO-CAM	-	-	5	-	5	0	0%
World Squash Federation	WSF	2	-	3	-	5	0	0%
International Floorball Federation	IFF	-	-	5	-	5	0	0%
World Association of Kickboxing Organizations	WAKO	-	-	5	-	5	0	0%
Qatar Antidoping Commission	QADC	2	-	3	-	5	0	0%
Asian Football Confederation	AFC	-	-	4	-	4	0	0%
Bangladesh Cricket Board	BAN-BCB	4	-	-	-	4	0	0%
New Caledonia NADO	NCL-NADO	4	-	-	-	4	0	0%
International Dragon Boat Federation	IDBF	2	-	2	-	4	0	0%
African Football Confederation	CAF	4	-	-	-	4	0	0%

Table 14: ESA Tests Conducted per Testing Authority (Urine) - continued

Testing Authority	ADAMS Code	Urine						
		IC Samples	IC AAF	OOB Samples	OOB AAF	Total Samples	Total AAFs	Total % AAF
International Racquetball Federation	IRF	1	-	3	-	4	0	0%
International Netball Federation	INF	4	-	-	-	4	0	0%
I.R Iran National Anti-Doping Organization	IRI-NADO	-	-	4	-	4	0	0%
Anti-Doping Organization of New Caledonia	OADNC	4	-	-	-	4	0	0%
European Canoe Association	ECA	4	-	-	-	4	0	0%
International Federation of Sea Fishing Sport	FIPS-M	4	-	-	-	4	0	0%
International Powerlifting Federation	IPF	3	-	-	-	3	0	0%
World Paravolley	WPV	-	-	3	-	3	0	0%
International Federation of American Football	IFAF	-	-	3	-	3	0	0%
International Climbing and Mountaineering Federation	UIAA	-	-	3	-	3	0	0%
CHN-Chinese Sport Event Organizing Committee	CHN-SEOC	3	-	-	-	3	0	0%
International Wheelchair and Amputee Sports Federation	IWAS	3	-	-	-	3	0	0%
National Anti-Doping Commission of Barbados	NADC	2	-	-	-	2	0	0%
World Flying Disc Federation	WFDF	-	-	2	-	2	0	0%
Asean Para Sports Federation	APSF	2	-	-	-	2	0	0%
International Blind Sport Association	IBSA	2	-	-	-	2	0	0%
CHN-Colleges or Schools in China	CHN-COS	2	-	-	-	2	0	0%
International Life Saving Federation	ILSF	1	-	1	-	2	0	0%
International Savate Federation	FIS-Savate	1	-	1	-	2	0	0%
International Sumo Federation	IFS-Sumo	1	-	1	-	2	0	0%
Chinese Taipei Association of Ultrarunners	CTAU	2	-	-	-	2	0	0%
World Boxing Association	WBA	2	-	-	-	2	0	0%
Medical and Sports Clinic of Wielkopolska Region	POL-WPSL	2	-	-	-	2	0	0%
International Wheelchair Rugby Federation	IWRF	2	-	-	-	2	0	0%
International Lacrosse Federation	FILx	1	-	-	-	1	0	0%
International Federation of Cerebral Palsy Football	IFCPF	-	-	1	-	1	0	0%
Central American and Caribbean Athletic Association	NACAC	1	-	-	-	1	0	0%
Doping Control Agency of Thailand	DCAT	1	-	-	-	1	0	0%
International Kendo Federation	FIK	1	-	-	-	1	0	0%
World Karate Organization	WKO	1	-	-	-	1	0	0%
International Olympic Committee	IOC	-	-	1	-	1	0	0%
Lithuanian Anti-Doping Agency	LTU-NADO	-	-	1	-	1	0	0%
International Federation of Bodybuilding and Fitness	IFBB	1	-	-	-	1	0	0%
Spanish Athletics Federation	ESP-ATH	1	-	-	-	1	0	0%
Andorra National Anti-Doping Commission	AGAD	-	-	1	-	1	0	0%
<b>Totals</b>		<b>20612</b>	<b>23</b>	<b>23710</b>	<b>33</b>	<b>44,322</b>	<b>56</b>	<b>0.13%</b>

Table 15: ESA Tests Conducted per Testing Authority (Blood)

Testing Authority	ADAMS Code	IC Samples	AAF	OOB Samples	AAF	Total Samples	Total AAFs	% AAF
International Tennis Federation	ITF	172	-	805	-	977	0	0%
China Anti-Doping Agency	CHINADA	239	-	384	5	623	5	0.8%
International Swimming Federation	FINA	95	-	382	-	477	0	0%
IAAF - Athletics Integrity Unit	IAAF - AIU	1	-	400	-	401	0	0%
German National Anti-Doping Agency	NADA	165	-	64	-	229	0	0%
Sport Ireland	SI	-	-	181	-	181	0	0%
International Cycling Union	UCI	169	19	10	-	179	19	10.6%
National Anti Doping Agency -India	IND-NADO	37	-	97	-	134	0	0%
International Biathlon Union	IBU	69	-	57	-	126	0	0%
Italian National Anti-Doping Agency	NADO ITALIA	91	-	30	-	121	0	0%
Netherlands Anti-Doping Authority	ADAN	-	-	121	-	121	0	0%
French Anti-Doping Agency	AFLD-NADO	84	2	30	-	114	2	1.8%
Canadian Centre for Ethics in Sport	CCES	-	-	92	-	92	0	0%
Turkish Anti Doping Commission	TADC	20	-	69	-	89	0	0%
World Triathlon Corporation	WTC	-	-	76	-	76	0	0%
International Skating Union	ISU	34	-	27	-	61	0	0%
Spain National Anti-Doping Agency	ESP-NADO	19	-	42	2	61	2	3.3%
Brasilian Authority on Anti-Doping Control	ABCD	3	-	51	1	54	1	1.9%
Swedish Sports Confederation	RF	5	-	40	-	45	0	0%
International Triathlon Union	ITU	23	-	19	-	42	0	0%
World Anti-Doping Agency	WADA-AMA	-	-	37	-	37	0	0%
Japan Anti-Doping Agency	JADA	-	-	35	-	35	0	0%
UK Anti-Doping	UKAD	-	-	24	-	24	0	0%
Colombian NADO	COL-NADO	9	-	14	-	23	0	0%
Polish Anti-Doping Agency	POLADA	-	-	21	-	21	0	0%
Estonian Anti-Doping Agency	EADA	-	-	19	-	19	0	0%
Luxembourg NADO	ALAD	-	-	18	-	18	0	0%
CHN-Colleges or Schools in China	CHN-COS	12	-	-	-	12	0	0%
Nippon Professional Baseball	JPN-NPB	11	-	-	-	11	0	0%
International Rowing Federation	FISA	-	-	10	-	10	0	0%
International Federation of Football Associations	FIFA	8	-	-	-	8	0	0%
Anti-Doping Singapore	ADS	5	-	3	-	8	0	0%
International Ice Hockey Federation	IIHF	8	-	-	-	8	0	0%
Jamaica Anti-Doping Commission	JADCO	2	-	5	-	7	0	0%
International Canoe Federation	ICF	-	-	6	-	6	0	0%
Australian Sports Anti-Doping Authority	ASADA	-	-	6	-	6	0	0%
Finnish Center for Integrity in Sports/Finnish Anti-Doping Agency	FINCIS/FINADA	-	-	6	-	6	0	0%
CHN-Federation of University Sports of China	CHN-FUS	4	-	2	-	6	0	0%
World Skate	WSK	-	-	6	-	6	0	0%
Anti-Doping Norway	ADNO	1	-	4	-	5	0	0%
Commonwealth Games Federation	CGF	-	-	5	-	5	0	0%
US Anti-Doping Agency	USADA	-	-	4	-	4	0	0%
International Paralympic Committee	IPC	-	-	4	-	4	0	0%
French Community of Belgium NADO	BEL-CFWB	-	-	4	-	4	0	0%
Anti-Doping Denmark	ADD	-	-	3	-	3	0	0%
European Athletics Association	EA	-	-	3	-	3	0	0%
World Rugby	World Rugby	-	-	3	-	3	0	0%
NADO Flanders	NADOF	-	-	3	-	3	0	0%
International Hockey Federation	FIH	3	-	-	-	3	0	0%
Drug Free Sport New Zealand	DFSNZ	-	-	2	-	2	0	0%



Table 15: ESA Tests Conducted per Testing Authority (Blood) - continued

Testing Authority	ADAMS Code	IC		OOC		Total Samples	Total AAFs	% AAF
		Samples	AAF	Samples	AAF			
National Anti-Doping Agency Austria GmbH	NADA Austria	-	-	2	-	2	0	0%
International Ski Federation	FIS	-	-	2	-	2	0	0%
International Federation of Muaythai Amateur	IFMA	1	-	-	-	1	0	0%
Union of European Football Associations	UEFA	-	-	1	-	1	0	0%
Israel Football Association	ISR-FB	-	-	1	-	1	0	0%
Africa Zone I RADO	AFR-RADO-I	-	-	1	-	1	0	0%
Monaco Anti-Doping Committee	CMA Monaco	-	-	1	-	1	0	0%
Common Community Commission (Brussels)	COCOM	-	-	1	-	1	0	0%
Russian National Anti-Doping Organization	RUSADA	-	-	1	-	1	0	0%
World Karate Federation	WKF	-	-	1	-	1	0	0%
CHN-National Federations in China	CHN-NF	-	-	1	-	1	0	0%
World Paravolley	WPV	-	-	1	-	1	0	0%
CHN-Chinese Sport Event Organizing Committee	CHN-SEOC	1	-	-	-	1	0	0%
Cyprus Anti-Doping Authority	CYADA	-	-	1	-	1	0	0%
International Military Sports Council	CISM	1	-	-	-	1	0	0%
Hungarian Anti-Doping Agency	HUNADO	-	-	1	-	1	0	0%
<b>Totals</b>		<b>1292</b>	<b>21</b>	<b>3239</b>	<b>8</b>	<b>4,531</b>	<b>29</b>	<b>0.64%</b>

**Table 16: GHRF (GHS/GHRP) Tests Conducted per Testing Authority (Urine)**

Testing Authority	ADAMS Code	Urine						
		IC Samples	IC AAF	OOB Samples	OOB AAF	Total Samples	Total AAFs	% AAF
US Anti-Doping Agency	USADA	2900	1	6170	1	9070	2	0.02%
Braslian Authority on Anti-Doping Control	ABCD	3242	-	548	-	3790	0	0%
International Tennis Federation	ITF	2823	-	746	-	3569	0	0%
Canadian Centre for Ethics in Sport	CCES	1193	-	2263	-	3456	0	0%
German National Anti-Doping Agency	NADA	1072	-	1891	-	2963	0	0%
International Swimming Federation	FINA	140	-	1363	-	1503	0	0%
Italian National Anti-Doping Agency	NADO ITALIA	955	-	527	1	1482	1	0.1%
Russian National Anti-Doping Organization	RUSADA	356	-	1024	-	1380	0	0%
International Weightlifting Federation	IWF	832	-	433	-	1265	0	0%
China Anti-Doping Agency	CHINADA	444	-	723	-	1167	0	0%
IAAF - Athletics Integrity Unit	IAAF - AIU	317	-	815	2	1132	2	0.2%
UK Anti-Doping	UKAD	63	-	1068	-	1131	0	0%
French Anti-Doping Agency	AFLD-NADO	525	-	487	1	1012	1	0.1%
International Cycling Union	UCI	468	-	447	3	915	3	0.3%
Netherlands Anti-Doping Authority	ADAN	397	-	505	-	902	0	0%
Spain National Anti-Doping Agency	ESP-NADO	375	-	403	-	778	0	0%
Japan Anti-Doping Agency	JADA	431	-	315	-	746	0	0%
World Rugby	World Rugby	144	-	519	-	663	0	0%
Australian Sports Anti-Doping Authority	ASADA	81	-	491	-	572	0	0%
Romanian National Anti-Doping Agency	ANAD-Romania	171	-	353	-	524	0	0%
International Paralympic Committee	IPC	172	-	287	1	459	1	0.2%
Jamaica Anti-Doping Commission	JADCO	157	1	237	-	394	1	0.3%
Polish Anti-Doping Agency	POLADA	161	1	231	-	392	1	0.3%
Swedish Sports Confederation	RF	158	-	168	-	326	0	0%
Korea Anti-Doping Agency	KADA	149	-	151	-	300	0	0%
Finnish Center for Integrity in Sports/Finnish Anti-Doping Agency	FINCIS/FINADA	91	-	199	-	290	0	0%
Turkish Anti Doping Commission	TADC	169	-	111	-	280	0	0%
Antidoping Switzerland	ADCH	38	-	217	-	255	0	0%
International Volleyball Federation	FIVB	133	-	111	-	244	0	0%
International Skating Union	ISU	129	-	106	-	235	0	0%
Chilean National Anti-Doping Commission	CHI-NADO	122	-	111	-	233	0	0%
Anti-Doping Norway	ADNO	46	-	185	-	231	0	0%
National Anti-Doping Agency Austria GmbH	NADA Austria	21	-	207	-	228	0	0%
World Baseball Softball Confederation	WBSC	216	-	11	-	227	0	0%
National Anti Doping Agency -India	IND-NADO	95	-	118	1	213	1	0.5%
Anti-Doping Denmark	ADD	57	-	151	1	208	1	0.5%
NADO Flanders	NADOF	159	-	44	-	203	0	0%
Sport Ireland	SI	-	-	195	-	195	0	0%
Colombian NADO	COL-NADO	149	-	43	-	192	0	0%
International Triathlon Union	ITU	142	-	35	-	177	0	0%
International Ski Federation	FIS	69	-	106	-	175	0	0%
Guatemala NADO	GUA-OAD	167	-	-	-	167	0	0%
Czech Anti-Doping Committee	CADC	111	-	32	-	143	0	0%
International Biathlon Union	IBU	5	-	136	-	141	0	0%
Drug Free Sport New Zealand	DFSNZ	23	-	116	-	139	0	0%
Belarus National Anti-Doping Agency	BNADA	38	-	92	-	130	0	0%

**Table 16: GHRF (GHS/GHRP) Tests Conducted per Testing Authority (Urine) - continued**

Testing Authority	ADAMS Code	Urine						
		IC Samples	IC AAF	OOB Samples	OOB AAF	Total Samples	Total AAFs	% AAF
Azerbaijan National Anti-Doping Agency	AMADA	20	-	110	-	130	0	0%
Mexican National Anti-Doping Committee	MEX-NADO	71	-	51	-	122	0	0%
Badminton World Federation	BWF	16	-	98	-	114	0	0%
Saudi Arabian Antidoping Committee	KSA-NADO	65	-	45	-	110	0	0%
Egyptian National Anti-doping Organization	EGY-NADO	16	-	94	-	110	0	0%
International Boxing Association	AIBA	56	-	51	-	107	0	0%
International Luge Federation	FIL	48	-	57	-	105	0	0%
International Basketball Federation	FIBA	75	-	29	-	104	0	0%
Cyprus Anti-Doping Authority	CYADA	95	-	5	-	100	0	0%
International Ice Hockey Federation	IIHF	69	-	31	-	100	0	0%
Croatian Institute for Toxicology and Anti-Doping	CITA	55	-	44	-	99	0	0%
World Taekwondo	WT	76	-	23	-	99	0	0%
Anti-Doping Agency of Kenya	ADAK	26	-	71	-	97	0	0%
United World Wrestling	UWW	45	-	51	-	96	0	0%
International Military Sports Council	CISM	87	-	-	-	87	0	0%
Bolivian Sports Organization	ODEBO	85	-	-	-	85	0	0%
World Triathlon Corporation	WTC	30	-	53	-	83	0	0%
International Cricket Council	ICC	12	-	70	-	82	0	0%
International Powerlifting Federation	IPF	41	-	41	-	82	0	0%
Rugby League International Federation	RLIF	4	-	77	-	81	0	0%
Anti-Doping Singapore	ADS	2	-	79	-	81	0	0%
Cuban National Anti-Doping Agency	CUB-NADO	36	-	43	-	79	0	0%
International Federation of Football Associations	FIFA	-	-	77	-	77	0	0%
Kazakhstan National Anti-Doping Centre	KAZ-NADO	43	-	32	-	75	0	0%
International Rowing Federation	FISA	4	-	71	-	75	0	0%
Caribbean RADO	CAR-RADO	12	-	62	-	74	0	0%
CHN-National Federations in China	CHN-NF	-	-	73	-	73	0	0%
World Anti-Doping Agency	WADA-AMA	3	-	69	-	72	0	0%
International Judo Federation	IJF	70	-	-	-	70	0	0%
Bermuda Sport Anti-Doping Authority	BSADA	49	-	20	-	69	0	0%
French Community of Belgium NADO	BEL-CFWB	3	-	66	-	69	0	0%
Central American Sports Organization	ORDECA	61	-	6	-	67	0	0%
Venezuelan Professional Baseball League	VEN-ProBB	63	-	-	-	63	0	0%
International Fencing Federation	FIE	56	-	7	-	63	0	0%
Olympic Council of Asia	OCA	63	-	-	-	63	0	0%
Bulgarian Anti-doping Center	BUL-NADO	31	-	30	-	61	0	0%
International World Games Association	IWGA	58	-	3	-	61	0	0%
Hong Kong Anti-Doping Committee	HKG-ADC	-	-	61	-	61	0	0%
International Bobsleigh and Skeleton Federation	IBSF	27	-	33	-	60	0	0%
International Gymnastics Federation	FIG	38	-	21	-	59	0	0%
International Hockey Federation	FIH	47	-	11	-	58	0	0%
International Handball Federation	IHF	58	-	-	-	58	0	0%
Agency for Anti-Doping Control of Bosnia and Herzegovina	BiH-NADO	14	-	42	-	56	0	0%
Oceania RADO	O-RADO	-	-	56	-	56	0	0%
Slovak Anti-Doping Agency	SADA	17	2	38	-	55	2	3.6%
Commonwealth Games Federation	CGF	51	-	2	-	53	0	0%

**Table 16: GHRF (GHS/GHRP) Tests Conducted per Testing Authority (Urine) - continued**

Testing Authority	ADAMS Code	Urine						
		IC Samples	IC AAF	OOB Samples	OOB AAF	Total Samples	Total AAFs	% AAF
National Olympic and Sports Association of Iceland	ISL-NADO	29	-	23	-	52	0	0%
World Curling Federation	WCF	14	-	35	-	49	0	0%
International University Sport Federation	FISU	46	-	-	-	46	0	0%
I.R Iran National Anti-Doping Organization	IRI-NADO	26	-	17	-	43	0	0%
World Skate	WSK	31	-	11	-	42	0	0%
National Anti-doping Center of Ukraine	NADC Ukraine	6	-	35	1	41	1	2.4%
Venezuela NADO	VEN-NADO	37	-	4	-	41	0	0%
Estonian Anti-Doping Agency	EADA	4	-	35	-	39	0	0%
Federacion Dominicana de Medicina del Deporte	FEDOMEDE	24	-	15	-	39	0	0%
Anti-Doping Agency of Serbia	ADAS	15	-	23	-	38	0	0%
Rio de Janeiro Football Federation	BRA-FFERJ	37	-	-	-	37	0	0%
Anti-Doping department of State Sports Medicine Centre	LAT-NADO	2	1	34	-	36	1	3%
Africa Zone VI RADO	AFR-RADO-VI	11	-	22	-	33	0	0%
Common Community Commission (Brussels)	COCOM	24	-	8	-	32	0	0%
Uruguay Anti-Doping	URU-NADO	9	-	22	-	31	0	0%
Basque Anti-Doping Agency	ESP-Vasco	18	-	12	-	30	0	0%
Confederation of North, Central America and Caribbean Assoc	CONCACAF	30	-	-	-	30	0	0%
Anti-Doping Commission of Malta	MLT-NADO	13	-	15	-	28	0	0%
Monaco Anti-Doping Committee	CMA Monaco	1	-	26	-	27	0	0%
Slovenian Antidoping Organization	SLOADO	12	-	14	-	26	0	0%
Central Asia RADO	RADOCA-RADO	-	-	24	-	24	0	0%
Eastern Europe RADO	E-EUR-RADO	-	-	24	-	24	0	0%
International Canoe Federation	ICF	5	-	19	-	24	0	0%
USA Powerlifting	USA-USAPL	24	-	-	-	24	0	0%
South East Asia RADO	SE-ASIA-RADO	-	-	23	-	23	0	0%
West Asia RADO	W-ASIA-RADO	-	-	22	-	22	0	0%
Bahamas Swimming Federation	BHA-AQ	20	-	-	-	20	0	0%
Ethiopian Anti doping Organization	ETH-NADO	3	-	17	-	20	0	0%
World Karate Federation	WKF	8	-	11	-	19	0	0%
World Archery Federation	WA	18	-	1	-	19	0	0%
International Federation of Bodybuilding and Fitness	IFBB	18	-	-	-	18	0	0%
Anti-Doping Commission, Chinese Taipei Olympic Committee	CTADA	-	-	17	-	17	0	0%
South American RADO	RADO-SAM	-	-	17	-	17	0	0%
World Underwater Federation	CMAS	12	-	4	-	16	0	0%
The Islamic Solidarity Sports Federation	ISS Federation	16	-	-	-	16	0	0%
Central American and Caribbean Athletic Association	NACAC	16	-	-	-	16	0	0%
National Anti-Doping Agency of Tunisia	ANAD	12	-	3	-	15	0	0%
Africa Zone V RADO	AFR-RADO-V	3	-	12	-	15	0	0%
International Modern Pentathlon Union	UIPM	14	-	-	-	14	0	0%
Hungarian Anti-Doping Agency	HUNADO	6	-	8	-	14	0	0%
International Cheer Union	ICU	10	-	4	-	14	0	0%
World Paravolley	WPV	12	-	2	-	14	0	0%
Ecuador NADO	ECU-NADO	2	-	12	-	14	0	0%
International Federation of Sambo	FIAS	12	-	2	-	14	0	0%
National Anti-Doping Commission of Barbados	NADC	12	-	2	-	14	0	0%
International Table Tennis Federation	ITTF	6	-	7	-	13	0	0%

**Table 16: GHRF (GHS/GHRP) Tests Conducted per Testing Authority (Urine) - continued**

Testing Authority	ADAMS Code	Urine						
		IC Samples	IC AAF	OOB Samples	OOB AAF	Total Samples	Total AAFs	% AAF
National Antidoping Agency of the Republic of Moldova	NADO Moldova	7	-	6	-	13	0	0%
International Wheelchair Basketball Federation	IWBF	13	-	-	-	13	0	0%
Anti-Doping Organization of Pakistan	ADOPak	7	-	5	-	12	0	0%
Philippine Sports Commission	PHI-NADO	12	-	-	-	12	0	0%
Africa Zone I RADO	AFR-RADO-I	1	-	11	-	12	0	0%
West Indies Cricket Board	WICB	12	-	-	-	12	0	0%
Georgian Anti-Doping Agency	GEO-NADO	7	-	5	-	12	0	0%
Sri Lanka Anti Doping Agency	SRI-NADO	7	-	4	-	11	0	0%
South Asia RADO	S-ASIA-RADO	-	-	11	-	11	0	0%
International Shooting Sport Federation	ISSF	11	-	-	-	11	0	0%
International Equestrian Federation	FEI	11	-	-	-	11	0	0%
Luxembourg NADO	ALAD	-	-	11	-	11	0	0%
Indian Ocean RADO	IND-OCE-RADO	2	-	9	-	11	0	0%
World Sailing	WS	7	-	3	-	10	0	0%
International Racquetball Federation	IRF	1	-	9	-	10	0	0%
World Squash Federation	WSF	6	-	4	-	10	0	0%
Italian Ministry of Health Departement	CVD-Italia	9	-	-	-	9	0	0%
Lithuanian Anti-Doping Agency	LTU-NADO	-	-	9	-	9	0	0%
International Automobile Federation	FIA	9	-	-	-	9	0	0%
International Surfing Association	ISA	7	-	1	-	8	0	0%
Boccia International Sports Federation	BISFED	8	-	-	-	8	0	0%
Africa Zone II & III RADO	AFR-RADO-II-III	-	-	8	-	8	0	0%
Bahamas Association of Athletic Associations	BAH-ATH	8	-	-	-	8	0	0%
Trinidad and Tobago Olympic Committee	TTOC	7	-	-	-	7	0	0%
Armenian National Anti-Doping Organization	ARM-NADO	5	-	2	-	7	0	0%
International Federation of Sport Climbing	IFSC	7	-	-	-	7	0	0%
South American Sports Organization	ODESUR	7	-	-	-	7	0	0%
International Wushu Federation	IWUF	-	-	7	-	7	0	0%
European Athletics Association	EA	6	-	-	-	6	0	0%
International Sumo Federation	IFS-Sumo	1	-	5	-	6	0	0%
Central American RADO	RADO-CAM	-	-	6	-	6	0	0%
Cameroon Anti-Doping Organisation	OICALUDS	3	-	3	-	6	0	0%
International Federation of American Football	IFAF	4	-	2	-	6	0	0%
Mexican federation of Triathlon	MEX-TR	6	-	-	-	6	0	0%
Portugal Anti-Doping Agency	ADoP	3	-	2	-	5	0	0%
International Federation of Sleddog Sports	IFSS	4	-	-	-	4	0	0%
European Judo Union	EJU	4	-	-	-	4	0	0%
World Bowling	WB	4	-	-	-	4	0	0%
International Waterski & Wakeboard Federation	IWWF	2	-	2	-	4	0	0%
International Federation of Muaythai Amateur	IFMA	4	-	-	-	4	0	0%
Great Britain Powerlifting Federation	GBR-GBPF	-	-	4	-	4	0	0%
French Rugby Federation	FFR	-	-	4	-	4	0	0%
Bangladesh Cricket Board	BAN-BCB	4	-	-	-	4	0	0%
World Air Sports Federation	FAI	4	-	-	-	4	0	0%
International Lacrosse Federation	FILx	1	-	3	-	4	0	0%
Puerto Rico Anti-Doping Organization	PUR-NADO	-	-	3	-	3	0	0%

**Table 16: GHRF (GHS/GHRP) Tests Conducted per Testing Authority (Urine) - continued**

Testing Authority	ADAMS Code	Urine						
		IC Samples	IC AAF	OOB Samples	OOB AAF	Total Samples	Total AAFs	% AAF
Mexican Weightlifting Federation	MEX WF	-	-	3	-	3	0	0%
International Orienteering Federation	IOF	1	-	2	-	3	0	0%
European Boxing Union	EBU	3	-	-	-	3	0	0%
International Wheelchair and Amputee Sports Federation	IWAS	3	-	-	-	3	0	0%
World Association of Kickboxing Organizations	WAKO	-	-	3	-	3	0	0%
Qatar Antidoping Commission	QADC	-	-	3	-	3	0	0%
Brazilian Automobile Confederation	BRA-CBAU	3	-	-	-	3	0	0%
International Dragon Boat Federation	IDBF	2	-	1	-	3	0	0%
World Boxing Association	WBA	3	-	-	-	3	0	0%
Anti-Doping Paraguay	PAR-NADO	1	-	2	-	3	0	0%
International Life Saving Federation	ILSF	1	-	1	-	2	0	0%
International Climbing and Mountaineering Federation	UIAA	-	-	2	-	2	0	0%
European Canoe Association	ECA	2	-	-	-	2	0	0%
International Savate Federation	FIS-Savate	1	-	1	-	2	0	0%
International Floorball Federation	IFF	2	-	-	-	2	0	0%
International Wheelchair Rugby Federation	IWRF	2	-	-	-	2	0	0%
World Flying Disc Federation	WFDF	-	-	2	-	2	0	0%
CHN-Federation of University Sports of China	CHN-FUS	-	-	2	-	2	0	0%
International Ski Mountaineering Federation	ISMF	1	-	1	-	2	0	0%
International Blind Sport Association	IBSA	1	-	-	-	1	0	0%
German Natural Bodybuilding & Fitness Federation	GNBF	1	-	-	-	1	0	0%
South African Institute for Drug-Free Sport	SAIDS	-	-	1	-	1	0	0%
CHN-Chinese Sport Event Organizing Committee	CHN-SEOC	1	-	-	-	1	0	0%
International Kendo Federation	FIK	1	-	-	-	1	0	0%
National Anti-Doping Commission of Argentina	ARG-NADO	-	-	1	-	1	0	0%
International Netball Federation	INF	1	-	-	-	1	0	0%
CHN-Provincial Sports Bureau in China	CHN-PSB	-	-	1	-	1	0	0%
European Triathlon Union	ETU	1	-	-	-	1	0	0%
International Olympic Committee	IOC	-	-	1	-	1	0	0%
International Korfball Federation	IKF	-	-	1	-	1	0	0%
Israeli NADO	ISR-NADO	-	-	1	-	1	0	0%
European Swimming League	LEN	1	-	-	-	1	0	0%
Swiss Natural Body-Building and Fitness Federation	SUI-SNBF	-	-	1	-	1	0	0%
International Federation of Cerebral Palsy Football	IFCPF	-	-	1	-	1	0	0%
<b>Totals</b>		<b>22375</b>	<b>7<sup>1</sup></b>	<b>27146</b>	<b>12</b>	<b>49,521</b>	<b>19<sup>1</sup></b>	<b>0.04%</b>

<sup>1</sup> total includes an IC AAF which was part of the standard laboratory menu (therefore not analyzed for the entire complement of GHRF (GHS/GHRP) analytes) for Brazilian Football Federation (BRA-CBF)

Table 17: GHRF (GHRH) Tests Conducted per Testing Authority (Urine)

Testing Authority	ADAMS Code	Urine						
		IC Samples	IC AAF	OOC Samples	OOC AAF	Total Samples	Total AAFs	% AAF
US Anti-Doping Agency	USADA	1555	-	2686	-	4241	0	0%
French Anti-Doping Agency	AFLD-NADO	474	-	442	-	916	0	0%
German National Anti-Doping Agency	NADA	56	-	450	-	506	0	0%
World Rugby	World Rugby	104	-	250	-	354	0	0%
International Cycling Union	UCI	296	-	23	-	319	0	0%
International Swimming Federation	FINA	59	-	183	-	242	0	0%
National Anti Doping Agency -India	IND-NADO	95	-	125	-	220	0	0%
Colombian NADO	COL-NADO	149	-	43	-	192	0	0%
Chilean National Anti-Doping Commission	CHI-NADO	83	-	71	-	154	0	0%
Brasilian Authority on Anti-Doping Control	ABCD	56	-	49	-	105	0	0%
IAAF - Athletics Integrity Unit	IAAF - AIU	43	-	45	-	88	0	0%
Bolivian Sports Organization	ODEBO	85	-	-	-	85	0	0%
Anti-Doping Singapore	ADS	2	-	79	-	81	0	0%
Anti-Doping Agency of Kenya	ADAK	18	-	58	-	76	0	0%
World Anti-Doping Agency	WADA-AMA	3	-	57	-	60	0	0%
Hong Kong Anti-Doping Committee	HKG-ADC	-	-	59	-	59	0	0%
Oceania RADO	O-RADO	-	-	56	-	56	0	0%
World Triathlon Corporation	WTC	16	-	20	-	36	0	0%
International Powerlifting Federation	IPF	25	-	10	-	35	0	0%
Olympic Council of Asia	OCA	34	-	-	-	34	0	0%
International Handball Federation	IHF	32	-	-	-	32	0	0%
International Cricket Council	ICC	-	-	30	-	30	0	0%
USA Powerlifting	USA-USAPL	24	-	-	-	24	0	0%
International Boxing Association	AIBA	20	-	3	-	23	0	0%
United World Wrestling	UWW	9	-	12	-	21	0	0%
Anti-Doping Denmark	ADD	-	-	21	-	21	0	0%
International Skating Union	ISU	9	-	11	-	20	0	0%
Monaco Anti-Doping Committee	CMA Monaco	1	-	19	-	20	0	0%
Ethiopian Anti doping Organization	ETH-NADO	3	-	17	-	20	0	0%
Australian Sports Anti-Doping Authority	ASADA	4	-	16	-	20	0	0%
International Triathlon Union	ITU	14	-	1	-	15	0	0%
International Judo Federation	IJF	14	-	-	-	14	0	0%
West Asia RADO	W-ASIA-RADO	-	-	12	-	12	0	0%
Sri Lanka Anti Doping Agency	SRI-NADO	8	-	4	-	12	0	0%
Anti-Doping Organization of Pakistan	ADOPak	7	-	5	-	12	0	0%
International Paralympic Committee	IPC	7	-	4	-	11	0	0%
Bermuda Sport Anti- Doping Authority	BSADA	-	-	10	-	10	0	0%
South Asia RADO	S-ASIA-RADO	-	-	9	-	9	0	0%
Luxembourg NADO	ALAD	-	-	9	-	9	0	0%
International Federation of Bodybuilding and Fitness	IFBB	8	-	-	-	8	0	0%
International Weightlifting Federation	IWF	7	-	1	-	8	0	0%
International Ice Hockey Federation	IIHF	8	-	-	-	8	0	0%
International Hockey Federation	FIH	8	-	-	-	8	0	0%
South East Asia RADO	SE-ASIA-RADO	-	-	7	-	7	0	0%

Table 17: GHRF (GHRH) Tests Conducted per Testing Authority (Urine) - continued

Testing Authority	ADAMS Code	Urine						
		IC Samples	IC AAF	OOC Samples	OOC AAF	Total Samples	Total AAFs	% AAF
Swedish Sports Confederation	RF	1	-	6	-	7	0	0%
Drug Free Sport New Zealand	DFSNZ	-	-	7	-	7	0	0%
I.R Iran National Anti-Doping Organization	IRI-NADO	-	-	7	-	7	0	0%
International Biathlon Union	IBU	-	-	5	-	5	0	0%
World Squash Federation	WSF	4	-	1	-	5	0	0%
Africa Zone V RADO	AFR-RADO-V	2	-	3	-	5	0	0%
International Equestrian Federation	FEI	5	-	-	-	5	0	0%
UK Anti-Doping	UKAD	-	-	4	-	4	0	0%
Turkish Anti Doping Commission	TADC	1	-	3	-	4	0	0%
International Basketball Federation	FIBA	4	-	-	-	4	0	0%
International Gymnastics Federation	FIG	1	-	3	-	4	0	0%
Bangladesh Cricket Board	BAN-BCB	4	-	-	-	4	0	0%
International Volleyball Federation	FIVB	-	-	3	-	3	0	0%
International Lacrosse Federation	FILx	-	-	3	-	3	0	0%
World Taekwondo	WT	2	-	1	-	3	0	0%
Cameroon Anti-Doping Organisation	OCALUDS	3	-	-	-	3	0	0%
International Orienteering Federation	IOF	-	-	3	-	3	0	0%
Netherlands Anti-Doping Authority	ADAN	2	-	1	-	3	0	0%
World Skate	WSK	-	-	3	-	3	0	0%
Estonian Anti-Doping Agency	EADA	-	-	3	-	3	0	0%
European Boxing Union	EBU	3	-	-	-	3	0	0%
Lithuanian Anti-Doping Agency	LTU-NADO	1	-	2	-	3	0	0%
International Fencing Federation	FIE	1	-	1	-	2	0	0%
International Federation of Sambo	FIAS	2	-	-	-	2	0	0%
International Military Sports Council	CISM	2	-	-	-	2	0	0%
International Cheer Union	ICU	2	-	-	-	2	0	0%
International Waterski & Wakeboard Federation	IWWF	1	-	1	-	2	0	0%
Spain National Anti-Doping Agency	ESP-NADO	-	-	2	-	2	0	0%
Finnish Center for Integrity in Sports/Finnish Anti-Doping Agency	FINCIS/FINADA	1	-	-	-	1	0	0%
World Boxing Association	WBA	1	-	-	-	1	0	0%
International Surfing Association	ISA	-	-	1	-	1	0	0%
Russian National Anti-Doping Organization	RUSADA	-	-	1	-	1	0	0%
World Karate Federation	WKF	-	-	1	-	1	0	0%
Antidoping Switzerland	ADCH	-	-	1	-	1	0	0%
Jamaica Anti-Doping Commission	JADCO	1	-	-	-	1	0	0%
International Racquetball Federation	IRF	-	-	1	-	1	0	0%
CHN-Provincial Sports Bureau in China	CHN-PSB	-	-	1	-	1	0	0%
National Anti-Doping Commission of Argentina	ARG-NADO	-	-	1	-	1	0	0%
World Underwater Federation	CMAS	-	-	1	-	1	0	0%
International Federation of American Football	IFAF	-	-	1	-	1	0	0%
<b>Totals</b>		<b>3380</b>	<b>0</b>	<b>4968</b>	<b>0</b>	<b>8,348</b>	<b>0</b>	<b>0%</b>



**Table 18: GnRH Tests Conducted per Testing Authority (Urine)**

Testing Authority	ADAMS Code	IC		Urine OOC		Total Samples	Total AAFs	% AAF
		Samples	AAF	Samples	AAF			
US Anti-Doping Agency	USADA	1647	-	3173	-	4820	0	0%
Brasilian Authority on Anti-Doping Control	ABCD	3241	-	548	-	3789	0	0%
International Tennis Federation	ITF	2823	-	746	-	3569	0	0%
Canadian Centre for Ethics in Sport	CCES	1193	-	2263	-	3456	0	0%
German National Anti-Doping Agency	NADA	1086	-	2123	-	3209	0	0%
International Swimming Federation	FINA	49	-	1209	-	1258	0	0%
International Weightlifting Federation	IWF	743	-	424	-	1167	0	0%
UK Anti-Doping	UKAD	63	-	1042	-	1105	0	0%
IAAF - Athletics Integrity Unit	IAAF - AIU	289	-	749	-	1038	0	0%
French Anti-Doping Agency	AFLD-NADO	474	-	442	-	916	0	0%
International Cycling Union	UCI	432	-	446	-	878	0	0%
Russian National Anti-Doping Organization	RUSADA	226	-	446	-	672	0	0%
Spain National Anti-Doping Agency	ESP-NADO	353	-	299	-	652	0	0%
World Rugby	World Rugby	143	-	501	-	644	0	0%
Australian Sports Anti-Doping Authority	ASADA	81	-	477	-	558	0	0%
Jamaica Anti-Doping Commission	JADCO	157	-	237	-	394	0	0%
Netherlands Anti-Doping Authority	ADAN	189	-	178	-	367	0	0%
Swedish Sports Confederation	RF	158	-	167	-	325	0	0%
International Paralympic Committee	IPC	139	-	166	-	305	0	0%
Antidoping Switzerland	ADCH	38	-	217	-	255	0	0%
World Baseball Softball Confederation	WBSC	216	-	11	-	227	0	0%
International Skating Union	ISU	92	-	105	-	197	0	0%
Sport Ireland	SI	-	-	195	-	195	0	0%
Colombian NADO	COL-NADO	149	-	43	-	192	0	0%
Guatemala NADO	GUA-OAD	167	-	-	-	167	0	0%
International Triathlon Union	ITU	124	-	32	-	156	0	0%
Chilean National Anti-Doping Commission	CHI-NADO	84	-	71	-	155	0	0%
International Volleyball Federation	FIVB	69	-	82	-	151	0	0%
Czech Anti-Doping Committee	CADC	111	-	32	-	143	0	0%
Drug Free Sport New Zealand	DFSNZ	23	-	112	-	135	0	0%
Azerbaijan National Anti-Doping Agency	AMADA	20	-	110	-	130	0	0%
Belarus National Anti-Doping Agency	BNADA	38	-	92	-	130	0	0%
International Ski Federation	FIS	31	-	94	-	125	0	0%
Mexican National Anti-Doping Committee	MEX-NADO	71	-	50	-	121	0	0%
Saudi Arabian Antidoping Committee	KSA-NADO	54	-	45	-	99	0	0%
International Military Sports Council	CISM	87	-	-	-	87	0	0%
Bolivian Sports Organization	ODEBO	85	-	-	-	85	0	0%
International Cricket Council	ICC	12	-	70	-	82	0	0%
Rugby League International Federation	RLIF	4	-	77	-	81	0	0%
International Federation of Football Associations	FIFA	-	-	77	-	77	0	0%
International Powerlifting Federation	IPF	41	-	36	-	77	0	0%
Kazakhstan National Anti-Doping Centre	KAZ-NADO	43	-	33	-	76	0	0%
Anti-Doping Agency of Kenya	ADAK	18	-	58	-	76	0	0%
World Triathlon Corporation	WTC	30	-	45	-	75	0	0%
Caribbean RADO	CAR-RADO	12	-	62	-	74	0	0%
World Anti-Doping Agency	WADA-AMA	3	-	69	-	72	0	0%

**Table 18: GnRH Tests Conducted per Testing Authority (Urine) - continued**

Testing Authority	ADAMS Code	Urine						
		IC Samples	AAF	OOB Samples	AAF	Total Samples	Total AAFs	% AAF
International Ice Hockey Federation	IIHF	45	-	24	-	69	0	0%
Bermuda Sport Anti- Doping Authority	BSADA	49	-	20	-	69	0	0%
International Boxing Association	AIBA	32	-	33	-	65	0	0%
International Biathlon Union	IBU	1	-	64	-	65	0	0%
World Taekwondo	WT	48	-	15	-	63	0	0%
Badminton World Federation	BWF	8	-	53	-	61	0	0%
Turkish Anti Doping Commission	TADC	37	-	21	-	58	0	0%
Oceania RADO	O-RADO	-	-	56	-	56	0	0%
International Fencing Federation	FIE	52	-	3	-	55	0	0%
Commonwealth Games Federation	CGF	51	-	2	-	53	0	0%
National Olympic and Sports Association of Iceland	ISL-NADO	29	-	23	-	52	0	0%
International Bobsleigh and Skeleton Federation	IBSF	27	-	24	-	51	0	0%
International Gymnastics Federation	FIG	34	-	16	-	50	0	0%
International Handball Federation	IHF	50	-	-	-	50	0	0%
I.R Iran National Anti-Doping Organization	IRI-NADO	26	-	24	-	50	0	0%
World Curling Federation	WCF	14	-	35	-	49	0	0%
International Rowing Federation	FISA	4	-	40	-	44	0	0%
United World Wrestling	UWW	17	-	25	-	42	0	0%
Federacion Dominicana de Medicina del Deporte	FEDOMEDE	24	-	15	-	39	0	0%
International Luge Federation	FIL	3	-	36	-	39	0	0%
China Anti-Doping Agency	CHINADA	10	-	29	-	39	0	0%
Estonian Anti-Doping Agency	EADA	4	-	34	-	38	0	0%
Anti-Doping department of State Sports Medicine Centre	LAT-NADO	3	-	34	-	37	0	0%
Rio de Janeiro Football Federation	BRA-FFERJ	37	-	-	-	37	0	0%
International Hockey Federation	FIH	27	-	9	-	36	0	0%
Olympic Council of Asia	OCA	34	-	-	-	34	0	0%
International Judo Federation	IJF	34	-	-	-	34	0	0%
Anti-Doping Denmark	ADD	5	-	27	-	32	0	0%
Uruguay Anti-Doping	URU-NADO	8	-	22	-	30	0	0%
International Basketball Federation	FIBA	18	-	8	-	26	0	0%
USA Powerlifting	USA-USAPL	24	-	-	-	24	0	0%
Central Asia RADO	RADOCA-RADO	-	-	24	-	24	0	0%
Japan Anti-Doping Agency	JADA	5	-	17	-	22	0	0%
Ethiopian Anti doping Organization	ETH-NADO	3	-	17	-	20	0	0%
Bahamas Swimming Federation	BHA-AQ	20	-	-	-	20	0	0%
Monaco Anti-Doping Committee	CMA Monaco	1	-	19	-	20	0	0%
International Canoe Federation	ICF	5	-	14	-	19	0	0%
World Archery Federation	WA	18	-	1	-	19	0	0%
The Islamic Solidarity Sports Federation	ISS Federation	16	-	-	-	16	0	0%
Central American and Caribbean Athletic Association	NACAC	16	-	-	-	16	0	0%
World Karate Federation	WKF	7	-	8	-	15	0	0%
International Federation of Sambo	FIAS	12	-	2	-	14	0	0%
National Anti-Doping Commission of Barbados	NADC	12	-	2	-	14	0	0%
International Wheelchair Basketball Federation	IWBF	13	-	-	-	13	0	0%
West Indies Cricket Board	WICB	12	-	-	-	12	0	0%
Georgian Anti-Doping Agency	GEO-NADO	7	-	5	-	12	0	0%

**Table 18: GnRH Tests Conducted per Testing Authority (Urine) - continued**

Testing Authority	ADAMS Code	Urine						
		IC Samples	AAF	OOB Samples	AAF	Total Samples	Total AAFs	% AAF
World Skate	WSK	2	-	10	-	12	0	0%
Africa Zone I RADO	AFR-RADO-I	1	-	11	-	12	0	0%
International Shooting Sport Federation	ISSF	11	-	-	-	11	0	0%
Luxembourg NADO	ALAD	-	-	11	-	11	0	0%
International Equestrian Federation	FEI	10	-	-	-	10	0	0%
World Sailing	WS	7	-	3	-	10	0	0%
West Asia RADO	W-ASIA-RADO	-	-	10	-	10	0	0%
International Automobile Federation	FIA	9	-	-	-	9	0	0%
World Paravolley	WPV	8	-	-	-	8	0	0%
Africa Zone II & III RADO	AFR-RADO-II-III	-	-	8	-	8	0	0%
Bahamas Association of Athletic Associations	BAH-ATH	8	-	-	-	8	0	0%
International Racquetball Federation	IRF	-	-	8	-	8	0	0%
International Federation of Bodybuilding and Fitness	IFBB	8	-	-	-	8	0	0%
International Federation of Sport Climbing	IFSC	7	-	-	-	7	0	0%
Trinidad and Tobago Olympic Committee	TTOC	7	-	-	-	7	0	0%
International Table Tennis Federation	ITTF	2	-	5	-	7	0	0%
World Squash Federation	WSF	4	-	2	-	6	0	0%
International Orienteering Federation	IOF	1	-	5	-	6	0	0%
Polish Anti-Doping Agency	POLADA	1	-	5	-	6	0	0%
World Underwater Federation	CMAS	5	-	1	-	6	0	0%
Anti-Doping Norway	ADNO	-	-	6	-	6	0	0%
Mexican federation of Triathlon	MEX-TR	6	-	-	-	6	0	0%
International Federation of American Football	IFAF	4	-	2	-	6	0	0%
Africa Zone V RADO	AFR-RADO-V	2	-	3	-	5	0	0%
National Anti-Doping Agency Austria GmbH	NADA Austria	-	-	5	-	5	0	0%
European Judo Union	EJU	4	-	-	-	4	0	0%
International Waterski & Wakeboard Federation	IWWF	2	-	2	-	4	0	0%
Great Britain Powerlifting Federation	GBR-GBPF	-	-	4	-	4	0	0%
World Air Sports Federation	FAI	4	-	-	-	4	0	0%
Boccia International Sports Federation	BISFED	4	-	-	-	4	0	0%
International Federation of Sleddog Sports	IFSS	4	-	-	-	4	0	0%
Eastern Europe RADO	E-EUR-RADO	-	-	4	-	4	0	0%
International Lacrosse Federation	FILx	1	-	3	-	4	0	0%
Cameroon Anti-Doping Organisation	OCALUDS	3	-	-	-	3	0	0%
International Wheelchair and Amputee Sports Federation	IWAS	3	-	-	-	3	0	0%
Puerto Rico Anti-Doping Organization	PUR-NADO	-	-	3	-	3	0	0%
Mexican Weightlifting Federation	MEX WF	-	-	3	-	3	0	0%
Brazilian Automobile Confederation	BRA-CBAU	3	-	-	-	3	0	0%
Hellenic National Council for Combatting Doping	ESKAN	-	-	3	-	3	0	0%
International Cheer Union	ICU	3	-	-	-	3	0	0%
European Boxing Union	EBU	3	-	-	-	3	0	0%
Finnish Center for Integrity in Sports/Finnish Anti-Doping Agency	FINCIS/FINADA	1	-	2	-	3	0	0%
European Canoe Association	ECA	2	-	-	-	2	0	0%
International Ski Mountaineering Federation	ISMF	1	-	1	-	2	0	0%
International Wushu Federation	IWUF	-	-	2	-	2	0	0%
International Floorball Federation	IFF	2	-	-	-	2	0	0%

**Table 18: GnRH Tests Conducted per Testing Authority (Urine) - continued**

Testing Authority	ADAMS Code	Urine						
		IC Samples	IC AAF	OOB Samples	OOB AAF	Total Samples	Total AAFs	% AAF
Anti-Doping Commission of Malta	MLT-NADO	-	-	2	-	2	0	0%
Lithuanian Anti-Doping Agency	LTU-NADO	-	-	2	-	2	0	0%
International Wheelchair Rugby Federation	IWRF	2	-	-	-	2	0	0%
International Federation of Muaythai Amateur	IFMA	2	-	-	-	2	0	0%
CHN-National Federations in China	CHN-NF	2	-	-	-	2	0	0%
CHN-Provincial Sports Bureau in China	CHN-PSB	-	-	2	-	2	0	0%
International Surfing Association	ISA	-	-	1	-	1	0	0%
International Blind Sport Association	IBSA	1	-	-	-	1	0	0%
World Flying Disc Federation	WFDF	-	-	1	-	1	0	0%
National Anti Doping Agency -India	IND-NADO	1	-	-	-	1	0	0%
European Armwrestling Federation	EAF	1	-	-	-	1	0	0%
International Life Saving Federation	ILSF	-	-	1	-	1	0	0%
International Boxing Organization	IBO	1	-	-	-	1	0	0%
National Anti-Doping Commission of Argentina	ARG-NADO	-	-	1	-	1	0	0%
Anti-Doping Singapore	ADS	-	-	1	-	1	0	0%
Cyprus Anti-Doping Authority	CYADA	-	-	1	-	1	0	0%
World Karate Organization	WKO	1	-	-	-	1	0	0%
Hungarian Anti-Doping Agency	HUNADO	-	-	1	-	1	0	0%
Swiss Natural Body-Building and Fitness Federation	SUI-SNBF	-	-	1	-	1	0	0%
World Boxing Association	WBA	1	-	-	-	1	0	0%
International Dragon Boat Federation	IDBF	1	-	-	-	1	0	0%
Romanian National Anti-Doping Agency	ANAD-Romania	-	-	1	-	1	0	0%
International Federation of Cerebral Palsy Football	IFCPF	-	-	1	-	1	0	0%
German Natural Bodybuilding & Fitness Federation	GNBF	1	-	-	-	1	0	0%
International Korfball Federation	IKF	-	-	1	-	1	0	0%
European Swimming League	LEN	1	-	-	-	1	0	0%
<b>Totals</b>		<b>16168</b>	<b>0</b>	<b>18394</b>	<b>0</b>	<b>34,562</b>	<b>0</b>	<b>0%</b>

Table 19: Insulin Tests Conducted per Testing Authority (Urine and Blood)

Testing Authority	ADAMS Code	Urine						
		IC		OOC		Total Samples	Total AAFs	% AAF
		Samples	AAF	Samples	AAF			
German National Anti-Doping Agency	NADA	132	-	729	-	861	0	0%
International Swimming Federation	FINA	-	-	172	1	172	1	0.58%
Italian National Anti-Doping Agency	NADO ITALIA	97	-	49	-	146	0	0%
World Anti-Doping Agency	WADA-AMA	3	-	55	-	58	0	0%
International Cycling Union	UCI	40	-	-	-	40	0	0%
Brasilian Authority on Anti-Doping Control	ABCD	14	-	-	-	14	0	0%
Luxembourg NADO	ALAD	-	-	8	-	8	0	0%
International Weightlifting Federation	IWF	7	-	1	-	8	0	0%
International Federation of Bodybuilding and Fitness	IFBB	8	-	-	-	8	0	0%
French Anti-Doping Agency	AFLD-NADO	1	1	6	-	7	1	14.3%
I.R Iran National Anti-Doping Organization	IRI-NADO	-	-	7	-	7	0	0%
Turkish Anti Doping Commission	TADC	-	-	3	-	3	0	0%
International Orienteering Federation	IOF	-	-	3	-	3	0	0%
International Volleyball Federation	FIVB	-	-	3	-	3	0	0%
Australian Sports Anti-Doping Authority	ASADA	-	-	2	-	2	0	0%
International Powerlifting Federation	IPF	-	-	2	-	2	0	0%
Anti-Doping Denmark	ADD	-	-	2	-	2	0	0%
Antidoping Switzerland	ADCH	1	-	-	-	1	0	0%
International Biathlon Union	IBU	-	-	1	-	1	0	0%
International Rowing Federation	FISA	-	-	1	-	1	0	0%
World Taekwondo	WT	1	-	-	-	1	0	0%
Netherlands Anti-Doping Authority	ADAN	1	-	-	-	1	0	0%
International Skating Union	ISU	-	-	1	-	1	0	0%
<b>Totals</b>		<b>305</b>	<b>1</b>	<b>1045</b>	<b>1</b>	<b>1,350</b>	<b>2</b>	<b>0.15%</b>

Testing Authority	ADAMS Code	Blood						
		IC		OOC		Total Samples	Total AAFs	% AAF
		Samples	AAF	Samples	AAF			
UK Anti-Doping	UKAD	-	-	27	-	27	0	0%
International Swimming Federation	FINA	-	-	4	-	4	0	0%
Israel Football Association	ISR-FB	-	-	1	-	1	0	0%
International Rowing Federation	FISA	-	-	1	-	1	0	0%
IAAF - Athletics Integrity Unit	IAAF - AIU	-	-	1	-	1	0	0%
<b>Totals</b>		<b>0</b>	<b>0</b>	<b>34</b>	<b>0</b>	<b>34</b>	<b>0</b>	<b>0%</b>

**Table 20: IGF-I Tests Conducted per Testing Authority (Urine and Blood)**

Testing Authority	ADAMS Code	Urine						
		IC Samples	IC AAF	OOC Samples	OOC AAF	Total Samples	Total AAFs	% AAF
German National Anti-Doping Agency	NADA	55	-	427	-	482	0	0%
International Swimming Federation	FINA	-	-	172	-	172	0	0%
World Anti-Doping Agency	WADA-AMA	3	-	55	-	58	0	0%
Brasilian Authority on Anti-Doping Control	ABCD	20	-	-	-	20	0	0%
International Cycling Union	UCI	14	-	-	-	14	0	0%
International Federation of Bodybuilding and Fitness	IFBB	8	-	-	-	8	0	0%
Luxembourg NADO	ALAD	-	-	8	-	8	0	0%
International Weightlifting Federation	IWF	7	-	1	-	8	0	0%
I.R Iran National Anti-Doping Organization	IRI-NADO	-	-	7	-	7	0	0%
International Volleyball Federation	FIVB	-	-	3	-	3	0	0%
Turkish Anti Doping Commission	TADC	-	-	3	-	3	0	0%
International Orienteering Federation	IOF	-	-	3	-	3	0	0%
International Powerlifting Federation	IPF	-	-	2	-	2	0	0%
Anti-Doping Denmark	ADD	-	-	2	-	2	0	0%
International Skating Union	ISU	1	-	1	-	2	0	0%
Australian Sports Anti-Doping Authority	ASADA	-	-	2	-	2	0	0%
World Taekwondo	WT	1	-	-	-	1	0	0%
Netherlands Anti-Doping Authority	ADAN	1	-	-	-	1	0	0%
Mexican National Anti-Doping Committee	MEX-NADO	-	-	1	-	1	0	0%
International Biathlon Union	IBU	-	-	1	-	1	0	0%
<b>Totals</b>		<b>110</b>	<b>0</b>	<b>688</b>	<b>0</b>	<b>798</b>	<b>0</b>	<b>0%</b>

Testing Authority	ADAMS Code	Blood						
		IC Samples	IC AAF	OOC Samples	OOC AAF	Total Samples	Total AAFs	% AAF
Canadian Centre for Ethics in Sport	CCES	51	-	195	-	246	0	0%
International Weightlifting Federation	IWF	12	-	21	-	33	0	0%
International Swimming Federation	FINA	-	-	22	-	22	0	0%
World Baseball Softball Confederation	WBSC	16	-	-	-	16	0	0%
World Rugby	World Rugby	-	-	12	-	12	0	0%
UK Anti-Doping	UKAD	-	-	10	-	10	0	0%
International Skating Union	ISU	9	-	-	-	9	0	0%
International Volleyball Federation	FIVB	-	-	4	-	4	0	0%
China Anti-Doping Agency	CHINADA	-	-	3	-	3	0	0%
US Anti-Doping Agency	USADA	2	-	1	-	3	0	0%
International Ski Federation	FIS	-	-	3	-	3	0	0%
International Rowing Federation	FISA	-	-	2	-	2	0	0%
Israel Football Association	ISR-FB	-	-	1	-	1	0	0%
IAAF - Athletics Integrity Unit	IAAF - AIU	-	-	1	-	1	0	0%
<b>Totals</b>		<b>90</b>	<b>0</b>	<b>275</b>	<b>0</b>	<b>365</b>	<b>0</b>	<b>0%</b>

**Table 21: hGH Isoforms Tests Conducted per Testing Authority (Blood)**

Testing Authority	ADAMS Code	IC		Blood			Total Samples	Total AAFs	% AAF	
		Samples	ATF	AAF	OOC Samples	ATF				AAF
German National Anti-Doping Agency	NADA	641	-	-	1524	-	-	2165	0	0%
International Tennis Federation	ITF	380	-	-	799	2	-	1179	0	0%
China Anti-Doping Agency	CHINADA	366	-	-	629	-	-	995	0	0%
IAAF - Athletics Integrity Unit	IAAF - AIU	95	-	-	693	-	-	788	0	0%
International Cycling Union	UCI	426	-	-	264	-	-	690	0	0%
French Anti-Doping Agency	AFLD-NADO	167	-	-	444	-	-	611	0	0%
Italian National Anti-Doping Agency	NADO ITALIA	318	-	-	258	-	-	576	0	0%
International Swimming Federation	FINA	55	-	-	426	-	-	481	0	0%
Union of European Football Associations	UEFA	77	-	-	278	-	-	355	0	0%
Romanian National Anti-Doping Agency	ANAD-Romania	55	-	-	255	-	-	310	0	0%
Finnish Center for Integrity in Sports/Finnish Anti-Doping Agency	FINCIS/FINADA	89	-	-	204	-	-	293	0	0%
Spain National Anti-Doping Agency	ESP-NADO	118	-	-	158	-	-	276	0	0%
Canadian Centre for Ethics in Sport	CCES	56	-	-	212	-	-	268	0	0%
Sport Ireland	SI	-	-	-	256	-	-	256	0	0%
International Weightlifting Federation	IWF	214	-	-	29	-	-	243	0	0%
International Paralympic Committee	IPC	-	-	-	229	-	-	229	0	0%
World Rugby	World Rugby	1	-	-	203	-	-	204	0	0%
National Anti-Doping Agency Austria GmbH	NADA Austria	-	-	-	202	-	-	202	0	0%
National Anti Doping Agency -India	IND-NADO	68	-	-	126	-	-	194	0	0%
Polish Anti-Doping Agency	POLADA	16	-	-	178	-	-	194	0	0%
Hungarian Anti-Doping Agency	HUNADO	16	-	-	172	-	-	188	0	0%
International Ski Federation	FIS	36	-	-	87	-	-	123	0	0%
Netherlands Anti-Doping Authority	ADAN	-	-	-	122	-	-	122	0	0%
International Volleyball Federation	FIVB	18	-	-	101	-	-	119	0	0%
Brasilian Authority on Anti-Doping Control	ABCD	29	-	-	90	-	-	119	0	0%
Korea Anti-Doping Agency	KADA	94	-	-	1	-	-	95	0	0%
French Community of Belgium NADO	BEL-CFWB	7	-	-	88	-	-	95	0	0%
Jamaica Anti-Doping Commission	JADCO	44	-	-	51	-	-	95	0	0%
Russian National Anti-Doping Organization	RUSADA	-	-	-	92	-	-	92	0	0%
Colombian NADO	COL-NADO	32	-	-	55	-	-	87	0	0%
International Biathlon Union	IBU	35	-	-	46	-	-	81	0	0%
Azerbaijan National Anti-Doping Agency	AMADA	16	-	-	59	-	-	75	0	0%
NADO Flanders	NADOF	-	-	-	73	-	-	73	0	0%
Croatian Institute for Toxicology and Anti-Doping	CITA	12	-	-	60	-	-	72	0	0%
Anti-Doping Norway	ADNO	6	-	-	64	-	-	70	0	0%
Cuban National Anti-Doping Agency	CUB-NADO	-	-	-	66	-	-	66	0	0%
International World Games Association	IWGA	57	-	-	3	-	-	60	0	0%
World Anti-Doping Agency	WADA-AMA	6	-	-	54	-	-	60	0	0%
Turkish Anti Doping Commission	TADC	16	-	-	41	-	-	57	0	0%
International Federation of Football Associations	FIFA	57	-	-	-	-	-	57	0	0%
Bulgarian Anti-doping Center	BUL-NADO	12	-	-	44	-	-	56	0	0%
Olympic Council of Asia	OCA	52	-	-	-	-	-	52	0	0%
Agency for Anti-Doping Control of Bosnia and Herzegovina	BiH-NADO	3	-	-	48	-	-	51	0	0%
United World Wrestling	UWW	32	-	-	17	-	-	49	0	0%
International Triathlon Union	ITU	24	-	-	25	-	-	49	0	0%
Czech Anti-Doping Committee	CADC	-	-	-	48	-	-	48	0	0%
Australian Sports Anti-Doping Authority	ASADA	-	-	-	47	-	-	47	0	0%
International Rowing Federation	FISA	-	-	-	43	-	-	43	0	0%
International Basketball Federation	FIBA	7	-	-	35	-	-	42	0	0%
UK Anti-Doping	UKAD	-	-	-	40	-	-	40	0	0%

**Table 21: hGH Isoforms Tests Conducted per Testing Authority (Blood) - continued**

Testing Authority	ADAMS Code	Blood								
		IC			OOC			Total	Total	%
		Samples	ATF	AAF	Samples	ATF	AAF	Samples	AAFs	AAF
Anti-Doping Agency of Serbia	ADAS	12	-	-	23	-	-	35	0	0%
Japan Anti-Doping Agency	JADA	-	-	-	30	-	-	30	0	0%
Badminton World Federation	BWF	-	-	-	30	-	-	30	0	0%
The Islamic Solidarity Sports Federation	ISS Federation	30	-	-	-	-	-	30	0	0%
South East Asian Games Federation	SEAGF	29	-	-	-	-	-	29	0	0%
International University Sport Federation	FISU	28	-	-	-	-	-	28	0	0%
International Skating Union	ISU	18	-	-	10	-	-	28	0	0%
CHN-Colleges or Schools in China	CHN-COS	27	-	-	-	-	-	27	0	0%
International Bobsleigh and Skeleton Federation	IBSF	5	-	-	22	-	-	27	0	0%
Common Community Commission (Brussels)	COCOM	12	-	-	12	-	-	24	0	0%
International Boxing Association	AIBA	-	-	-	23	-	-	23	0	0%
US Anti-Doping Agency	USADA	3	-	-	18	-	-	21	0	0%
Luxembourg NADO	ALAD	-	-	-	20	-	-	20	0	0%
Anti-Doping Denmark	ADD	1	-	-	19	-	-	20	0	0%
International Ice Hockey Federation	IIHF	16	-	-	1	-	-	17	0	0%
International Powerlifting Federation	IPF	-	-	-	16	-	-	16	0	0%
International Canoe Federation	ICF	1	-	-	14	-	-	15	0	0%
Slovak Anti-Doping Agency	SADA	-	-	-	14	-	-	14	0	0%
International Hockey Federation	FIH	13	-	-	-	-	-	13	0	0%
Estonian Anti-Doping Agency	EADA	-	-	-	13	-	-	13	0	0%
International Federation of Bodybuilding and Fitness	IFBB	12	-	-	-	-	-	12	0	0%
World Triathlon Corporation	WTC	-	-	-	12	-	-	12	0	0%
Bermuda Sport Anti- Doping Authority	BSADA	-	-	-	12	-	-	12	0	0%
Swedish Sports Confederation	RF	-	-	-	11	-	-	11	0	0%
International Gymnastics Federation	FIG	5	-	-	6	-	-	11	0	0%
Monaco Anti-Doping Committee	CMA Monaco	-	-	-	10	-	-	10	0	0%
International Military Sports Council	CISM	10	-	-	-	-	-	10	0	0%
Georgian Anti-Doping Agency	GEO-NADO	-	-	-	9	-	-	9	0	0%
CHN-National Federations in China	CHN-NF	-	-	-	9	-	-	9	0	0%
Asean Para Sports Federation	APSF	8	-	-	-	-	-	8	0	0%
International Table Tennis Federation	ITTF	2	-	-	5	-	-	7	0	0%
Lithuanian Anti-Doping Agency	LTU-NADO	-	-	-	7	1	-	7	0	0%
International Federation of Sambo	FIAS	6	-	-	-	-	-	6	0	0%
European Volleyball Confederation	EUR-VB	6	-	-	-	-	-	6	0	0%
Antidoping Switzerland	ADCH	-	-	-	6	-	-	6	0	0%
World Taekwondo	WT	6	-	-	-	-	-	6	0	0%
World Skate	WSK	-	-	-	6	-	-	6	0	0%
CHN-Federation of University Sports of China	CHN-FUS	-	-	-	5	-	-	5	0	0%
Asian Paralympic Committee	APC	5	-	-	-	-	-	5	0	0%
World Underwater Federation	CMAS	5	-	-	-	-	-	5	0	0%
World Squash Federation	WSF	5	-	-	-	-	-	5	0	0%
German Natural Bodybuilding & Fitness Federation	GNBF	5	-	-	-	-	-	5	0	0%
Qatar Antidoping Commission	QADC	-	-	-	5	-	-	5	0	0%
International Federation of Bandy	FIB	-	-	-	4	-	-	4	0	0%
International Federation Icestocksport	IFI	2	-	-	2	-	-	4	0	0%
International Orienteering Federation	IOF	4	-	-	-	-	-	4	0	0%
Hong Kong Anti-Doping Committee	HKG-ADC	-	-	-	3	-	-	3	0	0%
International Federation of Muaythai Amateur	IFMA	3	-	-	-	-	-	3	0	0%
International Floorball Federation	IFF	-	-	-	3	-	-	3	0	0%
International Blind Sport Association	IBSA	-	-	-	2	-	-	2	0	0%



Table 21: hGH Isoforms Tests Conducted per Testing Authority (Blood) - continued

Testing Authority	ADAMS Code	IC			Blood OOC			Total Samples	Total AAFs	% AAF
		Samples	ATF	AAF	Samples	ATF	AAF			
World Karate Federation	WKF	2	-	-	-	-	-	2	0	0%
World Flying Disc Federation	WFDF	-	-	-	2	-	-	2	0	0%
Drug Free Sport New Zealand	DFSNZ	-	-	-	2	-	-	2	0	0%
World Sailing	WS	-	-	-	2	-	-	2	0	0%
International Ski Mountaineering Federation	ISMF	-	-	-	2	-	-	2	0	0%
World Boxing Council	WBC	2	-	-	-	-	-	2	0	0%
International Waterski & Wakeboard Federation	IWWF	1	-	-	-	-	-	1	0	0%
Commonwealth Games Federation	CGF	-	-	-	1	-	-	1	0	0%
International Natural Bodybuilding Association	INBA	-	-	-	1	-	-	1	0	0%
Israel Football Association	ISR-FB	-	-	-	1	-	-	1	0	0%
Bolivian Sports Organization	ODEBO	1	-	-	-	-	-	1	0	0%
International Powerboating Union	UIM	1	-	-	-	-	-	1	0	0%
Anti-Doping Singapore	ADS	-	-	-	1	-	-	1	0	0%
Cyprus Anti-Doping Authority	CYADA	-	-	-	1	-	-	1	0	0%
CHN-Chinese Sport Event Organizing Committee	CHN-SEOC	1	-	-	-	-	-	1	0	0%
<b>Totals</b>		<b>4040</b>	<b>0</b>	<b>0</b>	<b>9434</b>	<b>3</b>	<b>0</b>	<b>13,474</b>	<b>0</b>	<b>0%</b>

**Table 22: hGH Biomarkers Tests Conducted per Testing Authority (Blood)**

Testing Authority	ADAMS Code	IC			Blood OOC			Total Samples	Total AAFs	% AAF
		Samples	ATF	AAF	Samples	ATF	AAF			
UK Anti-Doping	UKAD	50	-	-	740	-	-	790	0	0%
Italian National Anti-Doping Agency	NADO ITALIA	318	-	-	258	-	-	576	0	0%
US Anti-Doping Agency	USADA	96	-	-	465	-	-	561	0	0%
French Anti-Doping Agency	AFLD-NADO	137	-	-	304	-	-	441	0	0%
German National Anti-Doping Agency	NADA	83	-	-	306	-	-	389	0	0%
Australian Sports Anti-Doping Authority	ASADA	9	-	-	367	-	-	376	0	0%
International Tennis Federation	ITF	59	-	-	217	-	-	276	0	0%
Canadian Centre for Ethics in Sport	CCES	51	-	-	221	-	-	272	0	0%
International Swimming Federation	FINA	-	-	-	254	-	-	254	0	0%
International Federation of Football Associations	FIFA	64	-	-	175	-	-	239	0	0%
International Weightlifting Federation	IWF	198	-	-	28	-	-	226	0	0%
International Ski Federation	FIS	21	-	-	202	-	-	223	0	0%
Russian National Anti-Doping Organization	RUSADA	17	-	-	197	-	-	214	0	0%
Polish Anti-Doping Agency	POLADA	14	-	-	181	-	-	195	0	0%
Anti-Doping Norway	ADNO	7	-	-	159	-	-	166	0	0%
World Rugby	World Rugby	-	-	-	165	-	-	165	0	0%
Anti-Doping Denmark	ADD	1	-	-	152	-	-	153	0	0%
International Cycling Union	UCI	20	-	-	120	-	-	140	0	0%
Antidoping Switzerland	ADCH	-	-	-	136	-	-	136	0	0%
Belarus National Anti-Doping Agency	BNADA	20	-	-	108	-	-	128	0	0%
IAAF - Athletics Integrity Unit	IAAF - AIU	6	-	-	98	-	-	104	0	0%
Brasilian Authority on Anti-Doping Control	ABCD	35	-	-	69	-	-	104	0	0%
International Biathlon Union	IBU	49	-	-	49	-	-	98	0	0%
Drug Free Sport New Zealand	DFSNZ	-	-	-	72	-	-	72	0	0%
International Volleyball Federation	FIVB	-	-	-	55	-	-	55	0	0%
Czech Anti-Doping Committee	CADC	-	-	-	55	-	-	55	0	0%
Swedish Sports Confederation	RF	-	-	-	51	-	-	51	0	0%
World Anti-Doping Agency	WADA-AMA	3	-	-	41	-	-	44	0	0%
Turkish Anti Doping Commission	TADC	12	-	-	26	-	-	38	0	0%
Spain National Anti-Doping Agency	ESP-NADO	-	-	-	29	-	-	29	0	0%
International Rowing Federation	FISA	-	-	-	27	-	-	27	0	0%
The Islamic Solidarity Sports Federation	ISS Federation	26	-	-	-	-	-	26	0	0%
Bolivian Sports Organization	ODEBO	26	-	-	-	-	-	26	0	0%
International Cricket Council	ICC	-	-	-	26	-	-	26	0	0%
NADO Flanders	NADOF	-	-	-	23	-	-	23	0	0%
Badminton World Federation	BWF	-	-	-	23	-	-	23	0	0%
Colombian NADO	COL-NADO	21	-	-	1	-	-	22	0	0%
International Skating Union	ISU	16	-	-	1	-	-	17	0	0%
World Baseball Softball Confederation	WBSC	16	-	-	-	-	-	16	0	0%
Monaco Anti-Doping Committee	CMA Monaco	-	-	-	15	-	-	15	0	0%
International Basketball Federation	FIBA	-	-	-	15	-	-	15	0	0%
World Taekwondo	WT	15	-	-	-	-	-	15	0	0%
International Triathlon Union	ITU	12	-	-	2	-	-	14	0	0%
Sport Ireland	SI	-	-	-	14	-	-	14	0	0%
Estonian Anti-Doping Agency	EADA	-	-	-	11	-	-	11	0	0%
Bermuda Sport Anti- Doping Authority	BSADA	-	-	-	11	-	-	11	0	0%
International Bobsleigh and Skeleton Federation	IBSF	5	-	-	6	-	-	11	0	0%
International Canoe Federation	ICF	-	-	-	10	-	-	10	0	0%
National Anti-Doping Agency Austria GmbH	NADA Austria	-	-	-	9	-	-	9	0	0%
World Triathlon Corporation	WTC	-	-	-	9	-	-	9	0	0%

**Table 22: hGH Biomarkers Tests Conducted per Testing Authority (Blood) - continued**

Testing Authority	ADAMS Code	IC			Blood OOC			Total Samples	Total AAFs	% AAF
		Samples	ATF	AAF	Samples	ATF	AAF			
International Ice Hockey Federation	IIHF	8	-	-	-	-	-	8	0	0%
Lithuanian Anti-Doping Agency	LTU-NADO	-	-	-	7	-	-	7	0	0%
International Paralympic Committee	IPC	2	-	-	5	-	-	7	0	0%
International Boxing Association	AIBA	-	-	-	7	-	-	7	0	0%
International Powerlifting Federation	IPF	-	-	-	6	-	-	6	0	0%
China Anti-Doping Agency	CHINADA	-	-	-	6	-	-	6	0	0%
International Federation of Sambo	FIAS	6	-	-	-	-	-	6	0	0%
International Hockey Federation	FIH	6	-	-	-	-	-	6	0	0%
International Federation of Bodybuilding and Fitness	IFBB	5	-	-	-	-	-	5	0	0%
Commonwealth Games Federation	CGF	-	-	-	5	-	-	5	0	0%
United World Wrestling	UWW	-	-	-	4	-	-	4	0	0%
International Federation Icestocksport	IFI	2	-	-	2	-	-	4	0	0%
National Anti Doping Agency -India	IND-NADO	-	-	-	4	-	-	4	0	0%
Finnish Center for Integrity in Sports/Finnish Anti-Doping Agency	FINCIS/FINADA	-	-	-	3	-	-	3	0	0%
International Korfball Federation	IKF	-	-	-	2	-	-	2	0	0%
International Netball Federation	INF	2	-	-	-	-	-	2	0	0%
International Gymnastics Federation	FIG	2	-	-	-	-	-	2	0	0%
USA Powerlifting	USA-USAPL	-	-	-	2	-	-	2	0	0%
International Ski Mountaineering Federation	ISMF	-	-	-	2	-	-	2	0	0%
International Floorball Federation	IFF	-	-	-	2	-	-	2	0	0%
International Waterski & Wakeboard Federation	IWWF	1	-	-	-	-	-	1	0	0%
World Paravolley	WPV	-	-	-	1	-	-	1	0	0%
International Natural Bodybuilding Association	INBA	-	-	-	1	-	-	1	0	0%
International Federation of Muaythai Amateur	IFMA	1	-	-	-	-	-	1	0	0%
International Wheelchair Rugby Federation	IWRF	1	-	-	-	-	-	1	0	0%
French Community of Belgium NADO	BEL-CFWB	-	-	-	1	-	-	1	0	0%
Luxembourg NADO	ALAD	-	-	-	1	-	-	1	0	0%
International Lacrosse Federation	FILx	1	-	-	-	-	-	1	0	0%
<b>Totals</b>		<b>1444</b>	<b>0</b>	<b>0</b>	<b>5564</b>	<b>0</b>	<b>0</b>	<b>7,008</b>	<b>0</b>	<b>0%</b>

Table 23: HBOC Tests Conducted per Testing Authority (Blood)

Testing Authority	ADAMS Code	Blood						
		IC Samples	IC AAF	OOB Samples	OOB AAF	Total Samples	Total AAFs	% AAF
Polish Anti-Doping Agency	POLADA	30	-	359	-	389	0	0%
Australian Sports Anti-Doping Authority	ASADA	9	-	365	-	374	0	0%
International Swimming Federation	FINA	78	-	185	-	263	0	0%
International Tennis Federation	ITF	20	-	213	-	233	0	0%
Antidoping Switzerland	ADCH	-	-	213	-	213	0	0%
Belarus National Anti-Doping Agency	BNADA	20	-	108	-	128	0	0%
Netherlands Anti-Doping Authority	ADAN	-	-	121	-	121	0	0%
Sport Ireland	SI	-	-	90	-	90	0	0%
World Rugby	World Rugby	-	-	78	-	78	0	0%
Drug Free Sport New Zealand	DFSNZ	-	-	70	-	70	0	0%
International World Games Association	IWGA	57	-	3	-	60	0	0%
China Anti-Doping Agency	CHINADA	24	-	35	-	59	0	0%
Japan Anti-Doping Agency	JADA	-	-	46	-	46	0	0%
International Weightlifting Federation	IWF	45	-	-	-	45	0	0%
IAAF - Athletics Integrity Unit	IAAF - AIU	-	-	27	-	27	0	0%
International Cycling Union	UCI	18	-	4	-	22	0	0%
International Skating Union	ISU	-	-	15	-	15	0	0%
International Volleyball Federation	FIVB	-	-	9	-	9	0	0%
International Triathlon Union	ITU	6	-	2	-	8	0	0%
United World Wrestling	UWW	6	-	1	-	7	0	0%
Lithuanian Anti-Doping Agency	LTU-NADO	-	-	7	-	7	0	0%
International Federation of Sambo	FIAS	6	-	-	-	6	0	0%
National Anti Doping Agency -India	IND-NADO	-	-	4	-	4	0	0%
International Hockey Federation	FIH	4	-	-	-	4	0	0%
International Canoe Federation	ICF	-	-	2	-	2	0	0%
World Paravolley	WPV	-	-	2	-	2	0	0%
International Natural Bodybuilding Association	INBA	-	-	2	-	2	0	0%
International Cricket Council	ICC	-	-	2	-	2	0	0%
Finnish Center for Integrity in Sports/Finnish Anti-Doping Agency	FINCIS/FINADA	-	-	1	-	1	0	0%
French Community of Belgium NADO	BEL-CFWB	-	-	1	-	1	0	0%
International Boxing Association	AIBA	-	-	1	-	1	0	0%
International Wheelchair Rugby Federation	IWRF	1	-	-	-	1	0	0%
US Anti-Doping Agency	USADA	-	-	1	-	1	0	0%
<b>Totals</b>		<b>324</b>	<b>0</b>	<b>1967</b>	<b>0</b>	<b>2,291</b>	<b>0</b>	<b>0%</b>

Table 24: HBT (Transfusion) Tests Conducted per Testing Authority (Blood)

Testing Authority	ADAMS Code	Blood						
		IC Samples	IC AAF	OOB Samples	OOB AAF	Total Samples	Total AAFs	% AAF
International Swimming Federation	FINA	35	-	71	-	106	0	0%
Sport Ireland	SI	-	-	76	-	76	0	0%
German National Anti-Doping Agency	NADA	-	-	39	-	39	0	0%
Polish Anti-Doping Agency	POLADA	3	-	17	-	20	0	0%
Canadian Centre for Ethics in Sport	CCES	-	-	8	-	8	0	0%
International Triathlon Union	ITU	6	-	-	-	6	0	0%
Anti-Doping Denmark	ADD	-	-	4	-	4	0	0%
International Cycling Union	UCI	1	-	2	-	3	0	0%
Hungarian Anti-Doping Agency	HUNADO	-	-	2	-	2	0	0%
NADO Flanders	NADOF	-	-	1	-	1	0	0%
World Karate Federation	WKF	-	-	1	-	1	0	0%
International Ski Federation	FIS	-	-	1	-	1	0	0%
<b>Totals</b>		<b>45</b>	<b>0</b>	<b>222</b>	<b>0</b>	<b>267</b>	<b>0</b>	<b>0%</b>

**Table 25: ASOIF Sport - Aquatics**

Testing Authority (TA)	ADAMS Code	Urine						Blood						Total Samples	% AAF
		IC		OOC		IC		OOC							
		Samples	ATF	AAF	Samples	ATF	AAF	Samples	ATF	AAF	Samples	ATF	AAF		
International Swimming Federation	FINA	1097	-	5	3028	-	4	169	-	-	1147	-	-	5441	0.2%
China Anti-Doping Agency	CHINADA	753	-	1	699	-	6	85	-	-	103	1	-	1640	0.4%
German National Anti-Doping Agency	NADA	246	-	-	457	-	-	32	-	-	84	-	-	819	-
US Anti-Doping Agency	USADA	350	-	7	364	1	1	-	-	-	30	-	-	744	1.1%
Italian National Anti-Doping Agency	NADO ITALIA	482	-	3	179	-	-	16	-	-	39	-	-	716	0.4%
Australian Sports Anti-Doping Authority	ASADA	143	-	-	209	-	-	3	-	-	20	-	-	375	-
Russian National Anti-Doping Organization	RUSADA	119	-	-	188	1	-	-	-	-	8	-	-	315	-
Japan Anti-Doping Agency	JADA	148	-	1	121	-	-	-	-	-	13	-	-	282	0.4%
French Anti-Doping Agency	AFLD-NADO	105	-	3	73	-	-	19	-	-	11	-	-	208	1.4%
Hungarian Anti-Doping Agency	HUNADO	71	-	-	111	-	-	-	-	-	20	-	-	202	-
Spain National Anti-Doping Agency	ESP-NADO	125	-	-	49	-	-	17	-	-	11	-	-	202	-
Braslian Authority on Anti-Doping Control	ABCD	167	-	-	11	-	-	-	-	-	-	-	-	178	-
Romanian National Anti-Doping Agency	ANAD-Romania	99	-	1	58	-	-	5	-	-	16	-	-	178	0.6%
European Swimming League	LEN	166	-	1	-	-	-	-	-	-	-	-	-	166	0.6%
Canadian Centre for Ethics in Sport	CCES	29	-	-	120	-	-	-	-	-	16	-	-	165	-
Polish Anti-Doping Agency	POLADA	92	-	2	40	-	1	-	-	-	13	-	-	145	2.1%
Netherlands Anti-Doping Authority	ADAN	65	-	-	72	-	-	-	-	-	3	-	-	140	-
CHN-Provincial Sports Bureau in China	CHN-PSB	22	-	-	117	-	3	-	-	-	-	-	-	139	2.2%
Turkish Anti Doping Commission	TADC	97	-	-	11	-	-	-	-	-	-	-	-	108	-
Antidoping Switzerland	ADCH	40	-	-	50	-	-	-	-	-	13	-	-	103	-
Doping Control Agency of Thailand	DCAT	22	-	-	78	-	-	-	-	-	-	-	-	100	-
Czech Anti-Doping Committee	CADC	79	-	2	17	-	-	-	-	-	4	-	-	100	2.0%
Swedish Sports Confederation	RF	36	-	1	56	-	1	-	-	-	-	-	-	92	2.2%
South East Asian Games Federation	SEAGF	88	-	3	-	-	-	-	-	-	-	-	-	88	3.4%
Italian Ministry of Health Departement	CVD-Italia	82	-	-	-	-	-	-	-	-	-	-	-	82	-
UK Anti-Doping	UKAD	12	-	-	57	-	-	-	-	-	10	-	-	79	-
Egyptian National Anti-doping Organization	EGY-NADO	68	-	2	9	-	-	-	-	-	-	-	-	77	2.6%
French Community of Belgium NADO	BEL-CFWB	56	-	1	16	-	-	-	-	-	5	-	-	77	1.3%
Finnish Center for Integrity in Sports/Finnish Anti-Doping Agency	FINCIS/FINADA	36	-	-	31	-	-	6	-	-	3	-	-	76	-
Drug Free Sport New Zealand	DFSNZ	43	-	-	31	-	-	-	-	-	-	-	-	74	-
Agency for Anti-Doping Control of Bosnia and Herzegovina	BIH-NADO	19	-	-	48	-	-	-	-	-	7	-	-	74	-
Anti-Doping Denmark	ADD	8	-	1	45	-	-	-	-	-	14	-	-	67	1.5%
National Anti Doping Agency -India	IND-NADO	34	-	-	31	-	-	-	-	-	-	-	-	65	-
Hong Kong Amateur Swimming Association	HKG-AQ	64	-	-	-	-	-	-	-	-	-	-	-	64	-
Korea Anti-Doping Agency	KADA	36	-	-	20	-	-	3	-	-	-	-	-	59	-
Bulgarian Anti-doping Center	BUL-NADO	18	-	2	36	-	1	2	-	-	-	-	-	56	5.4%
Anti-Doping Singapore	ADS	-	-	-	55	-	-	-	-	-	-	-	-	55	-
Sport Ireland	SI	7	-	-	27	-	-	-	-	-	20	-	-	54	-
Croatian Institute for Toxicology and Anti-Doping	CITA	29	-	-	19	-	-	-	-	-	5	-	-	53	-
South African Institute for Drug-Free Sport	SAIDS	23	-	1	29	-	-	-	-	-	-	-	-	52	1.9%
NADO Flanders	NADOF	36	-	-	15	-	-	-	-	-	1	-	-	52	-
CHN-Military Sport Department in China	CHN-MSD	-	-	-	51	-	-	-	-	-	-	-	-	51	-
National Anti-Doping Agency Austria GmbH	NADA Austria	7	-	-	40	-	-	-	-	-	3	-	-	50	-
Kazakhstan National Anti-Doping Centre	KAZ-NADO	38	-	-	12	-	1	-	-	-	-	-	-	50	2.0%
Anti-Doping Agency of Serbia	ADAS	35	-	-	10	-	-	-	-	-	3	-	-	48	-
Portugal Anti-Doping Agency	AdoP	33	-	-	15	-	-	-	-	-	-	-	-	48	-
Cuban National Anti-Doping Agency	CUB-NADO	9	-	-	39	-	-	-	-	-	-	-	-	48	-
Chilean National Anti-Doping Commission	CHI-NADO	41	-	-	6	-	-	-	-	-	-	-	-	47	-
CHN-Federation of University Sports of China	CHN-FUS	35	-	-	11	-	1	-	-	-	-	-	-	46	2.2%
Bolivian Sports Organization	ODEBO	44	-	-	-	-	-	1	-	-	-	-	-	45	-
CHN-National Federations in China	CHN-NF	11	-	-	33	-	-	-	-	-	-	-	-	44	-
Asian Swimming Federation	AASF	42	-	-	-	-	-	-	-	-	-	-	-	42	-
Central American Sports Organization	ORDECA	41	-	-	-	-	-	-	-	-	-	-	-	41	-
Colombian NADO	COL-NADO	27	-	-	7	-	1	2	-	-	2	-	-	38	2.6%
Anti-Doping Norway	ADNO	13	-	-	20	-	-	-	-	-	5	-	-	38	-
Saudi Arabian Antidoping Committee	KSA-NADO	28	-	-	10	-	-	-	-	-	-	-	-	38	-
The Islamic Solidarity Sports Federation	ISS Federation	35	-	-	-	-	-	1	-	-	-	-	-	36	-
Israeli NADO	ISR-NADO	18	-	-	13	-	-	-	-	-	-	-	-	31	-
Anti-Doping Agency of Kenya	ADAK	29	-	1	2	-	-	-	-	-	-	-	-	31	3.2%
Hellenic National Council for Combatting Doping	ESKAN	31	-	-	-	-	-	-	-	-	-	-	-	31	-
African Amateur Swimming Confederation	CANA	29	-	-	-	-	-	-	-	-	-	-	-	29	-
Azerbaijan National Anti-Doping Agency	AMADA	12	-	-	14	-	-	-	-	-	3	-	-	29	-
CHN-Colleges or Schools in China	CHN-COS	15	-	-	-	-	-	12	-	-	-	-	-	27	-
Estonian Anti-Doping Agency	EADA	5	-	1	17	-	-	-	-	-	1	-	-	23	4.3%
Belarus National Anti-Doping Agency	BNADA	-	-	-	20	-	-	-	-	-	3	-	-	23	-
Hong Kong Anti-Doping Committee	HKG-ADC	-	-	-	23	-	-	-	-	-	-	-	-	23	-
Luxembourg NADO	ALAD	12	-	-	6	-	-	-	-	-	4	-	-	22	-
Algerian National Anti-Doping Organization	ALG-NADO	22	-	-	-	-	-	-	-	-	-	-	-	22	-

**Table 25: ASOIF Sport - Aquatics - continued**

Testing Authority (TA)	ADAMS Code	Urine						Blood						Total Samples	% AAF
		IC Samples	ATF	AAF	OOB Samples	ATF	AAF	IC Samples	ATF	AAF	OOB Samples	ATF	AAF		
I.R Iran National Anti-Doping Organization	IRI-NADO	20	-	-	-	-	-	-	-	-	-	-	-	20	-
Bahamas Swimming Federation	BHA-AQ	20	-	-	-	-	-	-	-	-	-	-	-	20	-
Bermuda Sport Anti-Doping Authority	BSADA	13	-	-	5	-	-	-	-	-	1	-	-	19	-
Anti-Doping Paraguay	PAR-NADO	9	-	-	9	-	-	-	-	-	-	-	-	18	-
Olympic Council of Asia	OCA	17	-	-	-	-	-	1	-	-	-	-	-	18	-
Cyprus Anti-Doping Authority	CYADA	18	-	-	-	-	-	-	-	-	-	-	-	18	-
Anti-Doping Commission of Malta	MLT-NADO	18	-	-	-	-	-	-	-	-	-	-	-	18	-
National Anti-Doping Agency of Tunisia	ANAD	13	-	-	3	-	-	-	-	-	-	-	-	16	-
Peru National Anti-Doping Commission	CONAD PERU	15	-	-	-	-	-	-	-	-	-	-	-	15	-
San Marino Standing Committee on Anti-Doping	SMR-NADO	12	-	-	1	-	-	-	-	-	-	-	-	13	-
National Anti-doping Center of Ukraine	NADC Ukraine	10	-	-	-	-	-	-	-	-	-	-	-	10	-
Slovak Anti-Doping Agency	SADA	-	-	-	10	-	-	-	-	-	-	-	-	10	-
Lembaga Anti-Doping Indonesia	LADI	10	-	-	-	-	-	-	-	-	-	-	-	10	-
European Olympic Committees	EOC	10	-	-	-	-	-	-	-	-	-	-	-	10	-
National Anti-Doping Commission of Argentina	ARG-NADO	9	-	1	1	-	1	-	-	-	-	-	-	10	20.0%
Jordan Anti-doping Organization	JADO	-	-	-	9	-	-	-	-	-	-	-	-	9	-
Commonwealth Games Federation	CGF	8	-	1	-	-	-	-	-	-	-	-	-	8	12.5%
International Masters Games Association	IMGA	8	-	1	-	-	-	-	-	-	-	-	-	8	12.5%
Africa Zone VI RADO	AFR-RADO-VI	5	-	-	2	-	-	-	-	-	-	-	-	7	-
Anti-Doping Commission, Chinese Taipei Olympic Committee	CTADA	-	-	-	7	-	-	-	-	-	-	-	-	7	-
Trinidad and Tobago Olympic Committee	TTOC	7	-	-	-	-	-	-	-	-	-	-	-	7	-
Oceania RADO	O-RADO	-	-	-	6	-	-	-	-	-	-	-	-	6	-
South American Sports Organization	ODESUR	6	-	-	-	-	-	-	-	-	-	-	-	6	-
German Police Sports Board of Trustees	DPSK	-	-	-	6	-	-	-	-	-	-	-	-	6	-
Slovenian Antidoping Organization	SLOADO	4	-	-	1	-	-	-	-	-	-	-	-	5	-
Ecuador NADO	ECU-NADO	5	-	-	-	-	-	-	-	-	-	-	-	5	-
Brunei Darussalam Anti-Doping Committee	BDADC BRUNEI	-	-	-	5	-	-	-	-	-	-	-	-	5	-
Caribbean RADO	CAR-RADO	-	-	-	5	-	-	-	-	-	-	-	-	5	-
South East Asia RADO	SE-ASIA-RADO	-	-	-	5	-	-	-	-	-	-	-	-	5	-
International School Sport Federation	ISF-School	4	-	-	-	-	-	-	-	-	-	-	-	4	-
Estonia Swimming Federation	EST-AQ	4	-	-	-	-	-	-	-	-	-	-	-	4	-
German Youth Force Sports Association	GER-DJK	4	-	-	-	-	-	-	-	-	-	-	-	4	-
Uruguay Anti-Doping	URU-NADO	4	-	1	-	-	-	-	-	-	-	-	-	4	25.0%
Anti-Doping Agency of Malaysia	ADAMAS	4	-	-	-	-	-	-	-	-	-	-	-	4	-
Georgian Anti-Doping Agency	GEO-NADO	3	-	-	-	-	-	-	-	-	-	-	-	3	-
Central Asia RADO	RADOCA-RADO	-	-	-	3	-	-	-	-	-	-	-	-	3	-
South Asia RADO	S-ASIA-RADO	-	-	-	3	-	-	-	-	-	-	-	-	3	-
Eastern Europe RADO	E-EUR-RADO	-	-	-	3	-	-	-	-	-	-	-	-	3	-
Indian Ocean RADO	IND-OCE-RADO	2	-	-	-	-	-	-	-	-	-	-	-	2	-
Andorra National Anti-Doping Commission	AGAD	-	-	-	2	-	-	-	-	-	-	-	-	2	-
Sri Lanka Anti Doping Agency	SRI-NADO	2	-	-	-	-	-	-	-	-	-	-	-	2	-
National Olympic and Sports Association of Iceland	ISL-NADO	1	-	-	1	-	-	-	-	-	-	-	-	2	-
South American RADO	RADO-SAM	-	-	-	2	-	-	-	-	-	-	-	-	2	-
Vietnam Anti-Doping & Sports Medicine Agency	VADA	-	-	-	2	-	-	-	-	-	-	-	-	2	-
International Workers Sports Confederation	CSIT	2	-	-	-	-	-	-	-	-	-	-	-	2	-
West Asia RADO	W-ASIA-RADO	-	-	-	2	-	-	-	-	-	-	-	-	2	-
Africa Zone V RADO	AFR-RADO-V	-	-	-	2	-	-	-	-	-	-	-	-	2	-
Jamaica Anti-Doping Commission	JADCO	-	-	-	1	-	-	-	-	-	1	-	-	2	-
Nicaragua Anti-doping Organization	NCA-NADO	-	-	-	2	-	-	-	-	-	-	-	-	2	-
Mexican National Anti-Doping Committee	MEX-NADO	-	-	-	1	-	-	-	-	-	-	-	-	1	-
World Anti-Doping Agency	WADA-AMA	-	-	-	1	-	-	-	-	-	-	-	-	1	-
Chinese Swimming Association	CHN-AQ	-	-	-	1	-	-	-	-	-	-	-	-	1	-
Anti-Doping department of State Sports Medicine Centre	LAT-NADO	1	-	-	-	-	-	-	-	-	-	-	-	1	-
Russia Swimming Federation	RUS-AQ	1	-	-	-	-	-	-	-	-	-	-	-	1	-
Common Community Commission (Brussels)	COCOM	-	-	-	1	-	-	-	-	-	-	-	-	1	-
Anti-Doping Organization of Pakistan	ADOPak	-	-	-	1	-	-	-	-	-	-	-	-	1	-
		<b>6093</b>	<b>-</b>	<b>43</b>	<b>7029</b>	<b>2</b>	<b>21</b>	<b>374</b>	<b>-</b>	<b>-</b>	<b>1642</b>	<b>1</b>	<b>-</b>	<b>15138</b>	

**Table 26: ASOIF Sport - Archery**

Testing Authority (TA)	ADAMS Code	Urine						Blood						Total Samples	% AAF
		IC			OOC			IC			OOC				
		Samples	ATF	AAF	Samples	ATF	AAF	Samples	ATF	AAF	Samples	ATF	AAF		
World Archery Federation	WA	166	2	-	42	-	-	-	-	-	-	-	-	208	-
National Anti Doping Agency -India	IND-NADO	10	-	-	49	-	-	-	-	-	-	-	-	59	-
China Anti-Doping Agency	CHINADA	58	-	-	-	-	-	-	-	-	-	-	-	58	-
Korea Anti-Doping Agency	KADA	26	-	1	20	-	-	-	-	-	-	-	-	46	2.2%
Japan Anti-Doping Agency	JADA	32	-	-	6	-	-	-	-	-	-	-	-	38	-
Italian Ministry of Health Departement	CVD-Italia	38	-	1	-	-	-	-	-	-	-	-	-	38	2.6%
Australian Sports Anti-Doping Authority	ASADA	28	-	-	7	-	-	-	-	-	-	-	-	35	-
Italian National Anti-Doping Agency	NADO ITALIA	30	-	1	1	-	1	-	-	-	-	-	-	31	6.5%
Anti-Doping Agency of Malaysia	ADAMAS	12	-	-	10	-	-	-	-	-	-	-	-	22	-
South East Asian Games Federation	SEAGF	22	-	-	-	-	-	-	-	-	-	-	-	22	-
Archery Europe/Mediterranean	EMAU	22	-	-	-	-	-	-	-	-	-	-	-	22	-
Polish Anti-Doping Agency	POLADA	15	-	-	5	-	-	-	-	-	-	-	-	20	-
Netherlands Anti-Doping Authority	ADAN	13	-	-	7	-	-	-	-	-	-	-	-	20	-
US Anti-Doping Agency	USADA	12	-	-	5	-	1	-	-	-	-	-	-	17	5.9%
Doping Control Agency of Thailand	DCAT	1	-	-	15	-	-	-	-	-	-	-	-	16	-
Kazakhstan National Anti-Doping Centre	KAZ-NADO	-	-	-	14	-	-	-	-	-	-	-	-	14	-
German National Anti-Doping Agency	NADA	12	-	-	1	-	-	-	-	-	-	-	-	13	-
Spain National Anti-Doping Agency	ESP-NADO	12	-	-	-	-	-	-	-	-	-	-	-	12	-
Romanian National Anti-Doping Agency	ANAD-Romania	10	-	-	1	-	-	-	-	-	-	-	-	11	-
Chilean National Anti-Doping Commission	CHI-NADO	8	1	-	2	-	-	-	-	-	-	-	-	10	-
CHN-Military Sport Department in China	CHN-MSD	-	-	-	8	-	-	-	-	-	-	-	-	8	-
International World Games Association	IWGA	8	-	-	-	-	-	-	-	-	-	-	-	8	-
NADO Flanders	NADOF	6	-	-	-	-	-	-	-	-	-	-	-	6	-
National Anti-Doping Agency Austria GmbH	NADA Austria	6	-	-	-	-	-	-	-	-	-	-	-	6	-
Turkish Anti Doping Commission	TADC	6	-	-	-	-	-	-	-	-	-	-	-	6	-
Asian Archery Federation	AAF	6	-	-	-	-	-	-	-	-	-	-	-	6	-
Portugal Anti-Doping Agency	ADoP	6	-	-	-	-	-	-	-	-	-	-	-	6	-
Colombian NADO	COL-NADO	4	-	-	1	-	-	-	-	-	-	-	-	5	-
Finnish Center for Integrity in Sports/Finnish Anti-Doping Agency	FINCIS/FINADA	4	-	-	-	-	-	-	-	-	-	-	-	4	-
South African Institute for Drug-Free Sport	SAIDS	4	-	-	-	-	-	-	-	-	-	-	-	4	-
Bolivian Sports Organization	ODEBO	4	-	-	-	-	-	-	-	-	-	-	-	4	-
Swedish Sports Confederation	RF	4	-	-	-	-	-	-	-	-	-	-	-	4	-
Braslian Authority on Anti-Doping Control	ABCD	3	-	-	1	-	-	-	-	-	-	-	-	4	-
Czech Anti-Doping Committee	CADC	4	-	-	-	-	-	-	-	-	-	-	-	4	-
Drug Free Sport New Zealand	DFSNZ	4	-	-	-	-	-	-	-	-	-	-	-	4	-
CHN-Provincial Sports Bureau in China	CHN-PSB	-	-	-	3	-	-	-	-	-	-	-	-	3	-
Anti-Doping Commission, Chinese Taipei Olympic Committee	CTADA	-	-	-	3	-	-	-	-	-	-	-	-	3	-
Mongolian National Anti-Doping Organization	MGL-NADO	-	-	-	3	-	-	-	-	-	-	-	-	3	-
Croatian Institute for Toxicology and Anti-Doping	CITA	-	-	-	3	-	-	-	-	-	-	-	-	3	-
San Marino Standing Committee on Anti-Doping	SMR-NADO	2	-	-	-	-	-	-	-	-	-	-	-	2	-
Canadian Centre for Ethics in Sport	CCES	2	-	-	-	-	-	-	-	-	-	-	-	2	-
Vietnam Anti-Doping & Sports Medicine Agency	VADA	-	-	-	2	-	-	-	-	-	-	-	-	2	-
Hungarian Anti-Doping Agency	HUNADO	-	-	-	2	-	-	-	-	-	-	-	-	2	-
Africa Zone VI RADO	AFR-RADO-VI	-	-	-	2	-	-	-	-	-	-	-	-	2	-
Belarus National Anti-Doping Agency	BNADA	-	-	-	2	-	-	-	-	-	-	-	-	2	-
Anti-Doping Agency of Serbia	ADAS	2	-	-	-	-	-	-	-	-	-	-	-	2	-
Hellenic National Council for Combatting Doping	ESKAN	2	-	-	-	-	-	-	-	-	-	-	-	2	-
Luxembourg NADO	ALAD	-	-	-	1	-	-	-	-	-	-	-	-	1	-
South Asia RADO	S-ASIA-RADO	-	-	-	1	-	-	-	-	-	-	-	-	1	-
Qatar Antidoping Commission	QADC	-	-	-	1	-	-	-	-	-	-	-	-	1	-
		<b>604</b>	<b>3</b>	<b>3</b>	<b>218</b>	<b>-</b>	<b>2</b>	<b>-</b>	<b>-</b>	<b>-</b>	<b>-</b>	<b>-</b>	<b>-</b>	<b>822</b>	



**2017 Anti-Doping Testing Figures**  
*Samples Analyzed and Reported by Accredited Laboratories in ADAMS*

**Table 27: ASOIF Sport - Athletics**

Testing Authority (TA)	ADAMS Code	Urine						Blood						Total Samples	% AAF
		IC			OOC			IC			OOC				
		Samples	ATF	AAF	Samples	ATF	AAF	Samples	ATF	AAF	Samples	ATF	AAF		
IAAF - Athletics Integrity Unit	IAAF - AIU	2711	6	26	3557	2	11	95	-	-	1061	-	-	7424	0.5%
German National Anti-Doping Agency	NADA	442	-	2	1136	-	-	85	-	-	334	-	-	1997	0.1%
China Anti-Doping Agency	CHINADA	783	-	16	751	-	18	178	-	-	174	-	4	1886	2.0%
US Anti-Doping Agency	USADA	583	-	7	1044	-	6	-	-	-	135	-	-	1762	0.7%
French Anti-Doping Agency	AFLD-NADO	860	-	10	196	-	-	30	-	-	68	-	-	1154	0.9%
Turkish Anti Doping Commission	TADC	497	-	-	311	-	1	33	-	-	93	-	-	934	0.1%
CHN-National Federations in China	CHN-NF	579	1	28	281	-	-	-	-	-	1	-	-	861	3.3%
National Anti Doping Agency -India	IND-NADO	502	2	21	229	-	-	28	-	-	56	-	-	815	2.6%
European Athletics Association	EA	791	-	5	-	-	-	-	-	-	3	-	-	794	0.6%
Russian National Anti-Doping Organization	RUSADA	246	-	2	482	-	4	14	-	-	25	-	-	767	0.8%
Anti-Doping Agency of Kenya	ADAK	253	-	7	430	-	-	-	-	-	-	-	-	683	1.0%
Italian National Anti-Doping Agency	NADO ITALIA	427	-	7	159	-	-	20	-	-	45	-	-	651	1.1%
Japan Anti-Doping Agency	JADA	377	-	1	145	-	-	-	-	-	5	-	-	527	0.2%
Swedish Sports Confederation	RF	129	-	2	307	-	4	-	-	-	11	-	-	447	1.3%
Spain National Anti-Doping Agency	ESP-NADO	221	-	4	143	-	-	19	-	-	40	-	-	423	0.9%
Romanian National Anti-Doping Agency	ANAD-Romania	275	-	2	62	-	1	21	-	-	25	-	-	383	0.8%
UK Anti-Doping	UKAD	70	-	-	257	-	2	-	-	-	55	-	-	382	0.5%
Jamaica Anti-Doping Commission	JADCO	137	2	2	153	1	-	40	-	-	48	-	-	378	0.5%
Africa Zone I RADO	AFR-RADO-I	162	-	3	211	-	2	-	-	-	1	-	-	374	1.3%
Belarus National Anti-Doping Agency	BNADA	127	-	-	180	-	3	15	-	-	36	-	-	358	0.8%
Polish Anti-Doping Agency	POLADA	140	-	-	161	-	1	1	-	-	55	-	-	357	0.3%
Australian Sports Anti-Doping Authority	ASADA	127	-	1	175	-	2	-	-	-	39	-	-	341	0.9%
Brasilian Authority on Anti-Doping Control	ABCD	312	-	1	6	-	1	16	-	-	-	-	-	334	0.6%
South African Institute for Drug-Free Sport	SAIDS	194	-	5	135	-	1	-	-	-	-	-	-	329	1.8%
Ethiopian Anti doping Organization	ETH-NADO	138	-	1	187	1	-	-	-	-	-	-	-	325	0.3%
Canadian Centre for Ethics in Sport	CCES	100	-	1	168	-	-	-	-	-	49	-	-	317	0.3%
CHN-Provincial Sports Bureau in China	CHN-PSB	136	-	-	172	-	1	-	-	-	-	-	-	308	0.3%
National Anti-doping Center of Ukraine	NADC Ukraine	98	-	2	202	-	4	-	-	-	-	-	-	300	2.0%
Antidoping Switzerland	ADCH	104	-	1	115	1	-	-	-	-	39	-	-	258	0.4%
Netherlands Anti-Doping Authority	ADAN	107	-	2	129	-	1	-	-	-	19	-	-	255	1.2%
Finnish Center for Integrity in Sports/Finnish Anti-Doping Agency	FINCIS/FINADA	90	-	-	132	-	-	10	-	-	20	-	-	252	-
Chilean National Anti-Doping Commission	CHI-NADO	161	-	5	77	-	1	-	-	-	-	-	-	238	2.5%
Sport Ireland	SI	30	-	1	86	-	-	-	-	-	112	-	-	228	0.4%
Portugal Anti-Doping Agency	ADoP	176	-	1	17	-	-	-	-	-	-	-	-	193	0.5%
Italian Ministry of Health Departement	CVD-Italia	186	-	5	-	-	-	-	-	-	-	-	-	186	2.7%
NADO Flanders	NADOF	126	-	4	55	-	-	-	-	-	3	-	-	184	2.2%
Hungarian Anti-Doping Agency	HUNADO	96	-	-	52	-	-	-	-	-	11	-	-	159	-
Saudi Arabian Antidoping Committee	KSA-NADO	114	-	3	41	-	-	-	-	-	-	-	-	155	1.9%
Anti-Doping Norway	ADNO	17	-	-	113	-	-	-	-	-	22	-	-	152	-
Cuban National Anti-Doping Agency	CUB-NADO	92	-	-	45	-	-	-	-	-	10	-	-	147	-
Czech Anti-Doping Committee	CADC	69	-	1	50	-	-	-	-	-	12	-	-	131	0.8%
Colombian NADO	COL-NADO	96	-	3	30	-	1	2	-	-	2	-	-	130	3.1%
Doping Control Agency of Thailand	DCAT	59	-	-	49	-	-	-	-	-	-	-	-	108	-
Korea Anti-Doping Agency	KADA	82	-	1	20	-	-	3	-	-	-	-	-	105	1.0%
Drug Free Sport New Zealand	DFSNZ	43	-	-	53	1	-	-	-	-	7	-	-	103	-
Hellenic National Council for Combatting Doping	ESKAN	97	-	-	4	-	-	-	-	-	-	-	-	101	-
Anti-Doping Denmark	ADD	36	-	-	54	-	-	-	-	-	5	-	-	95	-
South East Asian Games Federation	SEAGF	76	-	-	-	-	-	10	-	-	-	-	-	86	-
Croatian Institute for Toxicology and Anti-Doping	CITA	25	-	-	48	-	-	4	-	-	7	-	-	84	-
Asian Athletics Association	AAA	83	-	2	-	-	-	-	-	-	-	-	-	83	2.4%
National Anti-Doping Agency Austria GmbH	NADA Austria	26	-	1	45	-	-	-	-	-	10	-	-	81	1.2%
I.R Iran National Anti-Doping Organization	IRI-NADO	78	-	2	2	-	-	-	-	-	-	-	-	80	2.5%
French Community of Belgium NADO	BEL-CFWB	23	-	-	41	-	-	-	-	-	15	-	-	79	-
Bulgarian Anti-doping Center	BUL-NADO	22	-	1	47	-	1	-	-	-	9	-	-	78	2.6%
Estonian Anti-Doping Agency	EADA	19	-	-	49	-	-	-	-	-	9	-	-	77	-
The Islamic Solidarity Sports Federation	ISS Federation	69	-	4	-	-	-	7	-	-	-	-	-	76	5.3%
Africa Zone V RADO	AFR-RADO-V	24	-	-	52	-	-	-	-	-	-	-	-	76	-
Israeli NADO	ISR-NADO	34	-	1	40	-	-	-	-	-	-	-	-	74	1.4%
Kazakhstan National Anti-Doping Centre	KAZ-NADO	57	-	3	15	-	1	-	-	-	-	-	-	72	5.6%
Central American Sports Organization	ORDECA	66	-	-	-	-	-	-	-	-	-	-	-	66	-
Anti-Doping Agency of Serbia	ADAS	50	-	1	12	-	-	-	-	-	1	-	-	63	1.6%
Olympic Council of Asia	OCA	53	-	-	-	-	-	8	-	-	-	-	-	61	-
Sri Lanka Anti Doping Agency	SRI-NADO	58	1	1	2	-	-	-	-	-	-	-	-	60	1.7%
Agency for Anti-Doping Control of Bosnia and Herzegovina	BIH-NADO	16	-	1	33	-	-	-	-	-	9	-	-	58	1.7%
Bolivian Sports Organization	ODEBO	54	-	1	-	-	-	3	-	-	-	-	-	57	1.8%
Anti-Doping Agency of Malaysia	ADAMAS	54	-	1	2	-	-	-	-	-	-	-	-	56	1.8%
CHN-Colleges or Schools in China	CHN-COS	34	-	4	-	-	-	21	-	-	-	-	-	55	7.3%
Anti-Doping Singapore	ADS	-	-	-	49	1	-	-	-	-	3	-	-	52	-

**Table 27: ASOIF Sport - Athletics - continued**

Testing Authority (TA)	ADAMS Code	Urine						Blood						Total Samples	% AAF
		IC		OOA		OOB		IC		OOA		OOB			
		Samples	ATF	AAF	Samples	ATF	AAF	Samples	ATF	AAF	Samples	ATF	AAF		
Slovak Anti-Doping Agency	SADA	24	-	-	23	-	-	-	-	-	4	-	-	51	-
Egyptian National Anti-Doping Organization	EGY-NADO	49	-	-	1	-	-	-	-	-	-	-	-	50	-
Common Community Commission (Brussels)	COCOM	23	-	-	19	-	-	-	-	-	2	-	-	44	-
Africa Zone VI RADO	AFR-RADO-VI	23	-	-	21	-	-	-	-	-	-	-	-	44	-
Commonwealth Games Federation	CGF	25	-	-	13	-	-	-	-	-	5	-	-	43	-
CHN-Military Sport Department in China	CHN-MSD	-	-	-	40	-	-	-	-	-	-	-	-	40	-
Peru National Anti-Doping Commission	CONAD PERU	35	-	-	1	-	-	-	-	-	-	-	-	36	-
International Committee for the Francophonie Games	CIJF	33	-	-	1	-	-	-	-	-	-	-	-	34	-
Basque Anti-Doping Agency	ESP-Vasco	34	-	-	-	-	-	-	-	-	-	-	-	34	-
Mexican National Anti-Doping Committee	MEX-NADO	33	-	2	1	-	-	-	-	-	-	-	-	34	5.9%
Azerbaijan National Anti-Doping Agency	AMADA	10	-	1	16	-	1	-	-	-	6	-	-	32	6.3%
National Anti-Doping Agency of Tunisia	ANAD	15	-	-	16	-	-	-	-	-	-	-	-	31	-
CHN-Federation of University Sports of China	CHN-FUS	23	-	-	-	-	-	4	-	-	-	-	-	27	-
Anti-Doping Commission, Chinese Taipei Olympic Committee	CTADA	12	-	-	15	-	-	-	-	-	-	-	-	27	-
Slovenian Antidoping Organization	SLOADO	20	-	-	6	-	-	-	-	-	-	-	-	26	-
Bermuda Sport Anti-Doping Authority	BSADA	16	-	2	6	-	-	-	-	-	4	-	-	26	7.7%
Sports Bureau of Macao SAR Government	MAC-NADO	26	-	1	-	-	-	-	-	-	-	-	-	26	3.8%
Luxembourg NADO	ALAD	18	-	1	5	-	-	-	-	-	2	-	-	25	4.0%
Guatemala NADO	GUA-OAD	24	-	-	-	-	-	-	-	-	-	-	-	24	-
Anti-Doping Commission of Malta	MLT-NADO	5	-	-	18	-	-	-	-	-	-	-	-	23	-
Cyprus Anti-Doping Authority	CYADA	16	-	2	6	-	-	-	-	-	1	-	-	23	8.7%
Qatar Antidoping Commission	QADC	10	-	-	6	-	1	-	-	-	5	-	-	21	4.8%
Oceania RADO	O-RADO	11	-	-	9	-	-	-	-	-	-	-	-	20	-
European Masters Athletics Federation	EMA	19	-	-	-	-	-	-	-	-	-	-	-	19	-
Algerian National Anti-Doping Organization	ALG-NADO	14	-	2	5	-	-	-	-	-	-	-	-	19	10.5%
Caribbean RADO	CAR-RADO	4	-	-	14	-	1	-	-	-	-	-	-	18	5.6%
National Anti-Doping Commission of Argentina	ARG-NADO	18	-	-	-	-	-	-	-	-	-	-	-	18	-
San Marino Standing Committee on Anti-Doping	SMR-NADO	16	-	1	1	-	-	-	-	-	-	-	-	17	5.9%
Africa Zone II & III RADO	AFR-RADO-II-III	-	-	-	17	-	-	-	-	-	-	-	-	17	-
Hong Kong Anti-Doping Committee	HKG-ADC	4	-	-	13	-	-	-	-	-	-	-	-	17	-
Chinese Athletic Association	CHN-AT	-	-	-	16	-	-	-	-	-	-	-	-	16	-
Venezuela NADO	VEN-NADO	14	-	-	1	-	-	-	-	-	-	-	-	15	-
South East Asia RADO	SE-ASIA-RADO	-	-	-	12	-	-	-	-	-	-	-	-	12	-
International Sports Federation for Athletes with an Intellectual D	INAS	12	-	-	-	-	-	-	-	-	-	-	-	12	-
Lembaga Anti-Doping Indonesia	LADI	9	-	-	3	-	-	-	-	-	-	-	-	12	-
National Anti-Doping Commission of Barbados	NADC	10	-	-	1	-	1	-	-	-	-	-	-	11	9.1%
Central American RADO	RADO-CAM	-	-	-	11	-	-	-	-	-	-	-	-	11	-
Association of Balkan Athletics Federations	ABAF	11	-	-	-	-	-	-	-	-	-	-	-	11	-
European Olympic Committees	EOC	10	-	-	-	-	-	-	-	-	-	-	-	10	-
South American RADO	RADO-SAM	-	-	-	10	-	-	-	-	-	-	-	-	10	-
Brunei Darussalam Anti-Doping Committee	BDADC BRUNEI	3	-	-	7	-	-	-	-	-	-	-	-	10	-
South American Sports Organization	ODESUR	10	-	-	-	-	-	-	-	-	-	-	-	10	-
Niger Athletics Federation	NIG-ATHL	10	-	-	-	-	-	-	-	-	-	-	-	10	-
World Anti-Doping Agency	WADA-AMA	3	-	-	4	-	-	3	-	-	-	-	-	10	-
Central American and Caribbean Athletic Association	NACAC	9	-	-	-	-	-	-	-	-	-	-	-	9	-
Anti-Doping Paraguay	PAR-NADO	-	-	-	9	-	-	-	-	-	-	-	-	9	-
Bahamas Association of Athletic Associations	BAH-ATH	8	-	-	-	-	-	-	-	-	-	-	-	8	-
Medical and Sports Clinic of Wielkopolska Region	POL-WPSL	8	-	-	-	-	-	-	-	-	-	-	-	8	-
International Masters Games Association	IMGA	8	-	-	-	-	-	-	-	-	-	-	-	8	-
Anti-Doping department of State Sports Medicine Centre	LAT-NADO	2	-	-	6	-	-	-	-	-	-	-	-	8	-
Lithuanian Anti-Doping Agency	LTU-NADO	-	-	-	8	-	-	-	-	-	-	-	-	8	-
Central Asia RADO	RADOCA-RADO	-	-	-	7	-	-	-	-	-	-	-	-	7	-
Nigerian National Anti-Doping Committee	NGR-NADO	5	-	1	2	-	-	-	-	-	-	-	-	7	14.3%
National Olympic and Sports Association of Iceland	ISL-NADO	7	-	-	-	-	-	-	-	-	-	-	-	7	-
Jordan Anti-doping Organization	JADO	2	-	-	5	-	-	-	-	-	-	-	-	7	-
Federacion Dominicana de Medicina del Deporte	FEDOMEDE	-	-	-	7	-	-	-	-	-	-	-	-	7	-
National Antidoping Agency of the Republic of Moldova	NADO Moldova	4	-	-	3	-	-	-	-	-	-	-	-	7	-
Lebanon National Olympic Committee	LIB-NOC	6	-	-	-	-	-	-	-	-	-	-	-	6	-
West Asia RADO	W-ASIA-RADO	-	-	-	6	-	-	-	-	-	-	-	-	6	-
Monaco Anti-Doping Committee	CMA Monaco	-	-	-	5	-	-	-	-	-	1	-	-	6	-
Indian Ocean RADO	IND-OCE-RADO	-	-	-	6	-	-	-	-	-	-	-	-	6	-
Anti-Doping Organization of New Caledonia	OADNC	6	-	-	-	-	-	-	-	-	-	-	-	6	-
South Asia RADO	S-ASIA-RADO	-	-	-	6	-	-	-	-	-	-	-	-	6	-
Ecuador NADO	ECU-NADO	5	-	-	-	-	-	-	-	-	-	-	-	5	-
Cameroon Anti-Doping Organisation	OCCALUDS	5	-	-	-	-	-	-	-	-	-	-	-	5	-
CHN-Chinese Sport Event Organizing Committee	CHN-SEOC	3	-	-	-	-	-	2	-	-	-	-	-	5	-
Uruguay Anti-Doping	URU-NADO	4	-	-	-	-	-	-	-	-	-	-	-	4	-
Armenian National Anti-Doping Organization	ARM-NADO	4	-	-	-	-	-	-	-	-	-	-	-	4	-

**Table 27: ASOIF Sport - Athletics - continued**

Testing Authority (TA)	ADAMS Code	Urine						Blood						Total Samples	% AAF
		IC			OOB			IC			OOB				
		Samples	ATF	AAF	Samples	ATF	AAF	Samples	ATF	AAF	Samples	ATF	AAF		
International Workers Sports Confederation	CSIT	4	-	-	-	-	-	-	-	-	-	-	-	4	-
Vietnam Anti-Doping & Sports Medicine Agency	VADA	-	-	-	4	-	-	-	-	-	-	-	-	4	-
Indonesian Athletics Federation	INA-AF	4	-	-	-	-	-	-	-	-	-	-	-	4	-
Geraklion Fund-Fit League	GERAKLION FUND	3	-	-	-	-	-	-	-	-	-	-	-	3	-
Nicaragua Anti-doping Organization	NCA-NADO	-	-	-	3	-	-	-	-	-	-	-	-	3	-
Eastern Europe RADO	E-EUR-RADO	-	-	-	3	-	-	-	-	-	-	-	-	3	-
Andorra National Anti-Doping Commission	AGAD	1	-	-	2	-	-	-	-	-	-	-	-	3	-
Myanmar National Anti-Doping Organization	MYA-NADO	2	-	1	-	-	-	-	-	-	-	-	-	2	50.0%
Chinese Taipei Association of Ultrarunners	CTAU	2	-	-	-	-	-	-	-	-	-	-	-	2	-
Finnish Athletics Federation	FIN-ATH	2	-	-	-	-	-	-	-	-	-	-	-	2	-
Bulgarian Athletics Federation	BUL-ATH	1	-	-	-	-	-	-	-	-	-	-	-	1	-
Spanish Athletics Federation	ESP-ATH	1	-	-	-	-	-	-	-	-	-	-	-	1	-
Philippine Sports Commission	PHI-NADO	1	-	-	-	-	-	-	-	-	-	-	-	1	-
		<b>14878</b>	<b>12</b>	<b>220</b>	<b>13219</b>	<b>7</b>	<b>71</b>	<b>672</b>	<b>-</b>	<b>-</b>	<b>2714</b>	<b>-</b>	<b>4</b>	<b>31483</b>	

**Table 28: ASOIF Sport - Badminton**

Testing Authority (TA)	ADAMS Code	Urine						Blood						Total Samples	% AAF
		IC Samples	ATF	AAF	OOB Samples	ATF	AAF	IC Samples	ATF	AAF	OOB Samples	ATF	AAF		
Badminton World Federation	BWF	350	-	-	274	-	-	-	-	-	29	-	-	653	-
Japan Anti-Doping Agency	JADA	72	-	-	69	-	-	-	-	-	23	-	-	164	-
China Anti-Doping Agency	CHINADA	43	-	-	1	-	-	3	-	-	1	-	-	48	-
German National Anti-Doping Agency	NADA	14	-	-	23	-	-	-	-	-	2	-	-	39	-
Egyptian National Anti-doping Organization	EGY-NADO	35	1	-	-	-	-	-	-	-	-	-	-	35	-
Doping Control Agency of Thailand	DCAT	14	-	1	20	-	-	-	-	-	-	-	-	34	2.9%
Anti-Doping Denmark	ADD	16	-	-	11	-	-	-	-	-	2	-	-	29	-
Australian Sports Anti-Doping Authority	ASADA	28	-	-	-	-	-	-	-	-	-	-	-	28	-
French Community of Belgium NADO	BEL-CFWB	24	-	-	-	-	-	-	-	-	-	-	-	24	-
CHN-Military Sport Department in China	CHN-MSD	-	-	-	20	-	-	-	-	-	-	-	-	20	-
Romanian National Anti-Doping Agency	ANAD-Romania	20	-	-	-	-	-	-	-	-	-	-	-	20	-
Russian National Anti-Doping Organization	RUSADA	-	-	-	18	-	-	-	-	-	-	-	-	18	-
Korea Anti-Doping Agency	KADA	13	-	-	5	-	-	-	-	-	-	-	-	18	-
Finnish Center for Integrity in Sports/Finnish Anti-Doping Agency	FINCIS/FINADA	8	-	-	6	-	-	-	-	-	2	-	-	16	-
Netherlands Anti-Doping Authority	ADAN	14	-	-	2	-	-	-	-	-	-	-	-	16	-
Polish Anti-Doping Agency	POLADA	14	-	-	-	-	-	1	-	-	-	-	-	15	-
Italian National Anti-Doping Agency	NADO ITALIA	12	-	-	2	-	-	-	-	-	-	-	-	14	-
South East Asian Games Federation	SEAGF	13	-	-	-	-	-	-	-	-	-	-	-	13	-
Badminton Asia Confederation	BAC	12	-	-	-	-	-	-	-	-	-	-	-	12	-
Anti-Doping Singapore	ADS	-	-	-	10	-	-	-	-	-	-	-	-	10	-
CHN-Provincial Sports Bureau in China	CHN-PSB	-	-	-	10	-	-	-	-	-	-	-	-	10	-
Hong Kong Anti-Doping Committee	HKG-ADC	-	-	-	9	-	-	-	-	-	-	-	-	9	-
Hungarian Anti-Doping Agency	HUNADO	9	-	-	-	-	-	-	-	-	-	-	-	9	-
Cuban National Anti-Doping Agency	CUB-NADO	-	-	-	8	-	-	-	-	-	-	-	-	8	-
Peru National Anti-Doping Commission	CONAD PERU	-	-	-	8	-	-	-	-	-	-	-	-	8	-
Spain National Anti-Doping Agency	ESP-NADO	7	-	-	-	-	-	-	-	-	-	-	-	7	-
I.R Iran National Anti-Doping Organization	IRI-NADO	7	-	-	-	-	-	-	-	-	-	-	-	7	-
Jamaica Anti-Doping Commission	JADCO	-	-	-	6	-	-	-	-	-	1	-	-	7	-
UK Anti-Doping	UKAD	6	-	-	-	-	-	-	-	-	-	-	-	6	-
Swedish Sports Confederation	RF	4	-	-	2	-	-	-	-	-	-	-	-	6	-
National Anti-Doping Agency Austria GmbH	NADA Austria	-	-	-	5	-	-	-	-	-	-	-	-	5	-
US Anti-Doping Agency	USADA	-	-	-	5	-	-	-	-	-	-	-	-	5	-
Sport Ireland	SI	4	-	-	-	-	-	-	-	-	-	-	-	4	-
Anti-Doping Norway	ADNO	4	-	-	-	-	-	-	-	-	-	-	-	4	-
Portugal Anti-Doping Agency	ADoP	4	-	-	-	-	-	-	-	-	-	-	-	4	-
Czech Anti-Doping Committee	CADC	4	-	-	-	-	-	-	-	-	-	-	-	4	-
Chilean National Anti-Doping Commission	CHI-NADO	-	-	-	4	-	-	-	-	-	-	-	-	4	-
NADO Flanders	NADOF	4	-	-	-	-	-	-	-	-	-	-	-	4	-
Turkish Anti Doping Commission	TADC	4	-	-	-	-	-	-	-	-	-	-	-	4	-
Canadian Centre for Ethics in Sport	CCES	4	-	-	-	-	-	-	-	-	-	-	-	4	-
Anti-Doping Commission, Chinese Taipei Olympic Committee	CTADA	-	-	-	4	-	-	-	-	-	-	-	-	4	-
Drug Free Sport New Zealand	DFSNZ	4	-	-	-	-	-	-	-	-	-	-	-	4	-
Estonian Anti-Doping Agency	EADA	-	-	-	3	-	-	-	-	-	-	-	-	3	-
Anti-Doping Agency of Serbia	ADAS	2	-	-	-	-	-	-	-	-	-	-	-	2	-
South American Sports Organization	ODESUR	2	-	-	-	-	-	-	-	-	-	-	-	2	-
French Anti-Doping Agency	AFLD-NADO	-	-	-	2	-	-	-	-	-	-	-	-	2	-
Lembaga Anti-Doping Indonesia	LADI	-	-	-	2	-	-	-	-	-	-	-	-	2	-
South Asia RADO	S-ASIA-RADO	-	-	-	2	-	-	-	-	-	-	-	-	2	-
Israeli NADO	ISR-NADO	-	-	-	1	-	-	-	-	-	-	-	-	1	-
CHN-Colleges or Schools in China	CHN-COS	1	-	-	-	-	-	-	-	-	-	-	-	1	-
National Antidoping Agency of the Republic of Moldova	NADO Moldova	-	-	-	1	-	-	-	-	-	-	-	-	1	-
Brunei Darussalam Anti-Doping Committee	BDADC BRUNEI	-	-	-	1	-	-	-	-	-	-	-	-	1	-
Luxembourg NADO	ALAD	-	-	-	1	-	-	-	-	-	-	-	-	1	-
Anti-Doping Paraguay	PAR-NADO	-	-	-	1	-	-	-	-	-	-	-	-	1	-
		<b>772</b>	<b>1</b>	<b>1</b>	<b>536</b>	-	-	<b>4</b>	-	-	<b>60</b>	-	-	<b>1372</b>	

**2017 Anti-Doping Testing Figures**  
Samples Analyzed and Reported by Accredited Laboratories in ADAMS

Table 29: ASOIF Sport - Basketball

Testing Authority (TA)	ADAMS Code	Urine						Blood						Total Samples	% AAF
		IC			OOC			IC			OOC				
		Samples	ATF	AAF	Samples	ATF	AAF	Samples	ATF	AAF	Samples	ATF	AAF		
International Basketball Federation	FIBA	720	-	-	132	-	-	7	-	-	35	-	-	894	-
Turkish Basketball Federation	TUR-BAS	486	-	3	-	-	-	-	-	-	-	-	-	486	0.6%
Hellenic National Council for Combatting Doping	ESKAN	143	-	1	174	-	-	-	-	-	-	-	-	317	0.3%
German National Anti-Doping Agency	NADA	163	-	4	91	-	-	-	-	-	17	-	-	271	1.5%
Italian National Anti-Doping Agency	NADO ITALIA	208	-	1	35	-	-	20	-	-	3	-	-	266	0.4%
Spain National Anti-Doping Agency	ESP-NADO	96	-	-	92	-	-	-	-	-	20	-	-	208	-
French Anti-Doping Agency	AFLD-NADO	48	-	1	132	-	-	-	-	-	11	-	-	191	0.5%
Romanian National Anti-Doping Agency	ANAD-Romania	56	-	-	110	-	-	-	-	-	13	-	-	179	-
China Anti-Doping Agency	CHINADA	160	-	2	-	-	-	12	-	-	-	-	-	172	1.2%
Swedish Sports Confederation	RF	102	-	-	57	-	-	-	-	-	-	-	-	159	-
Polish Anti-Doping Agency	POLADA	108	-	-	32	-	-	-	-	-	14	-	-	154	-
Italian Ministry of Health Departement	CVD-Italia	145	-	1	-	-	-	-	-	-	-	-	-	145	0.7%
French Community of Belgium NADO	BEL-CFWB	54	-	-	80	-	-	-	-	-	-	-	-	134	-
Japan Anti-Doping Agency	JADA	74	-	-	34	-	-	-	-	-	-	-	-	108	-
Australian Sports Anti-Doping Authority	ASADA	41	-	-	61	-	-	-	-	-	3	-	-	105	-
Doping Control Agency of Thailand	DCAT	74	-	2	25	-	-	-	-	-	-	-	-	99	2.0%
Chilean National Anti-Doping Commission	CHI-NADO	69	-	1	28	-	1	-	-	-	-	-	-	97	2.1%
Finnish Center for Integrity in Sports/Finnish Anti-Doping Agency	FINCIS/FINADA	40	-	1	46	-	-	4	-	-	6	-	-	96	1.0%
NADO Flanders	NADOF	24	-	-	70	-	-	-	-	-	-	-	-	94	-
Croatian Institute for Toxicology and Anti-Doping	CITA	65	-	2	19	-	-	-	-	-	9	-	-	93	2.2%
Portugal Anti-Doping Agency	ADoP	46	-	-	34	-	-	-	-	-	-	-	-	80	-
Israeli NADO	ISR-NADO	62	-	2	8	-	-	-	-	-	-	-	-	70	2.9%
Anti-Doping Norway	ADNO	34	-	1	36	-	-	-	-	-	-	-	-	70	1.4%
I.R Iran National Anti-Doping Organization	IRI-NADO	56	-	-	3	-	-	-	-	-	-	-	-	59	-
National Anti-Doping Agency Austria GmbH	NADA Austria	9	-	1	44	-	-	-	-	-	4	-	-	57	1.8%
CHN-Military Sport Department in China	CHN-MSD	-	-	-	57	-	1	-	-	-	-	-	-	57	1.8%
Korea Anti-Doping Agency	KADA	31	-	-	24	-	-	-	-	-	-	-	-	55	-
Braslian Authority on Anti-Doping Control	ABCD	54	-	1	-	-	-	-	-	-	-	-	-	54	1.9%
Czech Anti-Doping Committee	CADC	39	-	-	9	-	-	-	-	-	-	-	-	48	-
Bulgarian Anti-doping Center	BUL-NADO	40	-	-	3	-	-	4	-	-	-	-	-	47	-
Drug Free Sport New Zealand	DFSNZ	26	-	2	21	-	-	-	-	-	-	-	-	47	4.3%
Russian National Anti-Doping Organization	RUSADA	8	-	1	35	-	-	-	-	-	-	-	-	43	2.3%
Qatar Antidoping Commission	QADC	43	-	-	-	-	-	-	-	-	-	-	-	43	-
Hungarian Anti-Doping Agency	HUNADO	4	-	-	38	-	-	-	-	-	-	-	-	42	-
Saudi Arabian Antidoping Committee	KSA-NADO	36	-	-	-	-	-	-	-	-	-	-	-	36	-
Common Community Commission (Brussels)	COCOM	24	-	-	6	-	-	6	-	-	-	-	-	36	-
Egyptian National Anti-doping Organization	EGY-NADO	6	-	1	28	-	-	-	-	-	-	-	-	34	2.9%
Agency for Anti-Doping Control of Bosnia and Herzegovina	BIH-NADO	14	-	-	15	-	-	-	-	-	3	-	-	32	-
Cuban National Anti-Doping Agency	CUB-NADO	-	-	-	29	-	-	-	-	-	-	-	-	29	-
Anti-Doping Denmark	ADD	20	-	1	9	-	-	-	-	-	-	-	-	29	3.4%
Netherlands Anti-Doping Authority	ADAN	25	-	-	-	-	-	-	-	-	-	-	-	25	-
South East Asian Games Federation	SEAGF	23	-	-	-	-	-	-	-	-	-	-	-	23	-
Cyprus Anti-Doping Authority	CYADA	22	-	-	-	-	-	-	-	-	-	-	-	22	-
National Anti-Doping Commission of Argentina	ARG-NADO	20	-	-	-	-	-	-	-	-	-	-	-	20	-
Uruguay Anti-Doping	URU-NADO	8	-	-	12	-	-	-	-	-	-	-	-	20	-
Lithuanian Anti-Doping Agency	LTU-NADO	15	-	2	4	-	1	-	-	-	-	-	-	19	15.8%
Anti-Doping Agency of Serbia	ADAS	16	-	-	-	-	-	2	-	-	-	-	-	18	-
National Anti Doping Agency -India	IND-NADO	4	-	-	13	-	-	-	-	-	-	-	-	17	-
CHN-National Federations in China	CHN-NF	-	-	-	17	-	-	-	-	-	-	-	-	17	-
San Marino Standing Committee on Anti-Doping	SMR-NADO	14	-	-	1	-	-	-	-	-	-	-	-	15	-
The Islamic Solidarity Sports Federation	ISS Federation	14	-	-	-	-	-	-	-	-	-	-	-	14	-
Olympic Council of Asia	OCA	11	-	-	-	-	-	3	-	-	-	-	-	14	-
Canadian Centre for Ethics in Sport	CCES	-	-	-	13	-	-	-	-	-	-	-	-	13	-
Colombian NADO	COL-NADO	6	-	-	6	-	-	-	-	-	-	-	-	12	-
Antidoping Switzerland	ADCH	12	-	-	-	-	-	-	-	-	-	-	-	12	-
National Olympic and Sports Association of Iceland	ISL-NADO	8	-	-	4	-	-	-	-	-	-	-	-	12	-
International Committee for the Francophonie Games	CIJF	10	-	-	-	-	-	-	-	-	-	-	-	10	-
Anti-Doping Agency of Malaysia	ADAMAS	10	-	1	-	-	-	-	-	-	-	-	-	10	10.0%
Luxembourg NADO	ALAD	8	-	1	2	-	-	-	-	-	-	-	-	10	10.0%
National Anti-Doping Agency of Tunisia	ANAD	9	-	-	-	-	-	-	-	-	-	-	-	9	-
CHN-Federation of University Sports of China	CHN-FUS	9	-	-	-	-	-	-	-	-	-	-	-	9	-
CHN-Provincial Sports Bureau in China	CHN-PSB	-	-	-	9	-	-	-	-	-	-	-	-	9	-
Central American Sports Organization	ORDECA	8	-	-	-	-	-	-	-	-	-	-	-	8	-
Slovenian Antidoping Organization	SLOADO	8	-	-	-	-	-	-	-	-	-	-	-	8	-
European Olympic Committees	EOC	8	-	-	-	-	-	-	-	-	-	-	-	8	-
Libanese Basketball Federation	LIB-BK	8	-	-	-	-	-	-	-	-	-	-	-	8	-
Bolivian Sports Organization	ODEBO	8	-	-	-	-	-	-	-	-	-	-	-	8	-
Estonian Anti-Doping Agency	EADA	8	-	-	-	-	-	-	-	-	-	-	-	8	-

**2017 Anti-Doping Testing Figures**  
*Samples Analyzed and Reported by Accredited Laboratories in ADAMS*

**Table 29: ASOIF Sport - Basketball - continued**

Testing Authority (TA)	ADAMS Code	Urine						Blood						Total Samples	% AAF
		IC			OOC			IC			OOC				
		Samples	ATF	AAF	Samples	ATF	AAF	Samples	ATF	AAF	Samples	ATF	AAF		
Oceania RADO	O-RADO	5	-	-	2	-	-	-	-	-	-	-	-	7	-
Anti-Doping Agency of Kenya	ADAK	-	-	-	7	-	-	-	-	-	-	-	-	7	-
Monaco Anti-Doping Committee	CMA Monaco	-	-	-	6	-	-	-	-	-	-	-	-	6	-
Anti-Doping Commission of Malta	MLT-NADO	6	-	-	-	-	-	-	-	-	-	-	-	6	-
South Asia RADO	S-ASIA-RADO	-	-	-	4	-	-	-	-	-	-	-	-	4	-
UK Anti-Doping	UKAD	4	-	1	-	-	-	-	-	-	-	-	-	4	25.0%
Georgian Anti-Doping Agency	GEO-NADO	4	-	-	-	-	-	-	-	-	-	-	-	4	-
West Asia RADO	W-ASIA-RADO	-	-	-	4	-	-	-	-	-	-	-	-	4	-
United Arab Emirates National Anti-doping Committee	UAE-NADO	4	-	-	-	-	-	-	-	-	-	-	-	4	-
Venezuela NADO	VEN-NADO	4	-	-	-	-	-	-	-	-	-	-	-	4	-
South American Sports Organization	ODESUR	4	-	-	-	-	-	-	-	-	-	-	-	4	-
South African Institute for Drug-Free Sport	SAIDS	4	-	-	-	-	-	-	-	-	-	-	-	4	-
Anti-Doping Singapore	ADS	-	-	-	4	-	-	-	-	-	-	-	-	4	-
Belarus National Anti-Doping Agency	BNADA	-	-	-	2	-	-	-	-	-	1	-	-	3	-
Africa Zone VI RADO	AFR-RADO-VI	-	-	-	3	-	-	-	-	-	-	-	-	3	-
Ecuador NADO	ECU-NADO	3	-	-	-	-	-	-	-	-	-	-	-	3	-
Africa Zone II & III RADO	AFR-RADO-II-III	-	-	-	3	-	-	-	-	-	-	-	-	3	-
Caribbean RADO	CAR-RADO	1	-	-	2	-	-	-	-	-	-	-	-	3	-
Andorra National Anti-Doping Commission	AGAD	-	-	-	2	-	-	-	-	-	-	-	-	2	-
Anti-Doping department of State Sports Medicine Centre	LAT-NADO	2	-	-	-	-	-	-	-	-	-	-	-	2	-
CHN-Colleges or Schools in China	CHN-COS	1	-	-	-	-	-	-	-	-	-	-	-	1	-
Algerian National Anti-Doping Organization	ALG-NADO	1	-	-	-	-	-	-	-	-	-	-	-	1	-
		<b>3763</b>	<b>-</b>	<b>34</b>	<b>1737</b>	<b>-</b>	<b>3</b>	<b>58</b>	<b>-</b>	<b>-</b>	<b>139</b>	<b>-</b>	<b>-</b>	<b>5697</b>	

**Table 30: ASOIF Sport - Boxing**

Testing Authority (TA)	ADAMS Code	Urine						Blood						Total Samples	% AAF
		IC			OOC			IC			OOC				
		Samples	ATF	AAF	Samples	ATF	AAF	Samples	ATF	AAF	Samples	ATF	AAF		
International Boxing Association	AIBA	389	-	3	115	-	1	-	-	-	24	-	-	528	0.8%
National Anti Doping Agency -India	IND-NADO	129	-	-	270	1	4	21	-	-	-	-	-	420	1.0%
UK Anti-Doping	UKAD	205	-	3	91	-	-	26	-	-	23	-	-	345	0.9%
China Anti-Doping Agency	CHINADA	131	-	-	126	-	1	9	-	-	24	1	-	290	0.3%
German National Anti-Doping Agency	NADA	96	-	1	82	-	1	14	-	-	19	-	-	211	0.9%
US Anti-Doping Agency	USADA	29	-	-	62	-	-	9	-	-	31	-	-	131	-
Russian National Anti-Doping Organization	RUSADA	20	-	1	93	-	1	-	-	-	8	-	-	121	1.7%
Romanian National Anti-Doping Agency	ANAD-Romania	59	-	3	31	-	4	-	-	-	13	-	-	103	6.8%
Polish Anti-Doping Agency	POLADA	36	-	2	54	-	2	-	-	-	9	-	-	99	4.0%
Italian National Anti-Doping Agency	NADO ITALIA	52	-	1	32	-	-	2	-	-	8	-	-	94	1.1%
Doping Control Agency of Thailand	DCAT	62	-	4	27	-	-	-	-	-	-	-	-	89	4.5%
French Anti-Doping Agency	AFLD-NADO	73	-	8	9	-	-	3	-	-	1	-	-	86	9.3%
French Community of Belgium NADO	BEL-CFWB	54	-	2	17	-	-	-	-	-	5	-	-	76	2.6%
Antidoping Switzerland	ADCH	43	-	3	28	-	-	-	-	-	-	-	-	71	4.2%
European Boxing Confederation	EUBC	68	-	1	-	-	-	-	-	-	-	-	-	68	1.5%
Canadian Centre for Ethics in Sport	CCES	10	-	-	40	-	-	5	-	-	4	-	-	59	-
Australian Sports Anti-Doping Authority	ASADA	33	-	1	14	-	-	-	-	-	10	-	-	57	1.8%
Swedish Sports Confederation	RF	24	-	-	26	-	-	-	-	-	1	-	-	51	-
Turkish Anti Doping Commission	TADC	32	-	-	18	-	-	-	-	-	-	-	-	50	-
CHN-Provincial Sports Bureau in China	CHN-PSB	35	-	1	13	-	-	-	-	-	-	-	-	48	2.1%
Korea Anti-Doping Agency	KADA	29	-	-	17	-	-	-	-	-	-	-	-	46	-
NADO Flanders	NADOF	34	-	1	8	-	-	-	-	-	3	-	-	45	2.2%
European Boxing Union	EBU	44	-	4	-	-	-	-	-	-	-	-	-	44	9.1%
Sport Ireland	SI	4	-	-	19	-	-	-	-	-	19	-	-	42	-
Anti-Doping Norway	ADNO	22	-	-	18	-	1	-	-	-	1	-	-	41	2.4%
Anti-Doping Denmark	ADD	9	-	-	24	-	1	-	-	-	5	-	-	38	2.6%
World Boxing Council	WBC	34	-	2	2	-	-	2	-	-	-	-	-	38	5.3%
CHN-National Federations in China	CHN-NF	-	-	-	37	-	2	-	-	-	-	-	-	37	5.4%
Bulgarian Anti-doping Center	BUL-NADO	9	-	-	24	-	-	-	-	-	3	-	-	36	-
Mongolian National Anti-Doping Organization	MGL-NADO	15	-	-	21	-	-	-	-	-	-	-	-	36	-
Azerbaijan National Anti-Doping Agency	AMADA	-	-	-	30	-	1	-	-	-	4	-	-	34	2.9%
Finnish Center for Integrity in Sports/Finnish Anti-Doping Agency	FINCIS/FINADA	12	-	-	15	-	-	-	-	-	4	-	-	31	-
Netherlands Anti-Doping Authority	ADAN	12	-	1	17	-	-	-	-	-	-	-	-	29	3.4%
Czech Anti-Doping Committee	CADC	18	-	-	8	-	-	-	-	-	2	-	-	28	-
Chilean National Anti-Doping Commission	CHI-NADO	16	-	1	11	-	-	-	-	-	-	-	-	27	3.7%
South African Institute for Drug-Free Sport	SAIDS	23	-	2	1	-	-	-	-	-	-	-	-	24	8.3%
National Anti-Doping Agency Austria GmbH	NADA Austria	8	-	-	11	-	-	-	-	-	2	-	-	21	-
Central American Sports Organization	ORDECA	16	-	-	5	-	-	-	-	-	-	-	-	21	-
Japan Anti-Doping Agency	JADA	17	-	-	3	-	-	-	-	-	-	-	-	20	-
The Islamic Solidarity Sports Federation	ISS Federation	15	-	-	-	-	-	5	-	-	-	-	-	20	-
Africa Zone I RADO	AFR-RADO-I	6	-	-	13	-	1	-	-	-	-	-	-	19	5.3%
FVA Professional Boxing	AUT-ProBOX	14	-	-	3	-	-	-	-	-	-	-	-	17	-
World Boxing Federation	WBF-Prof	17	-	2	-	-	-	-	-	-	-	-	-	17	11.8%
Hungarian Anti-Doping Agency	HUNADO	7	-	-	5	-	1	-	-	-	5	-	-	17	5.9%
Agency for Anti-Doping Control of Bosnia and Herzegovina	BIH-NADO	4	-	-	8	-	-	1	-	-	1	-	-	14	-
Anti-Doping Agency of Kenya	ADAK	9	-	1	4	-	-	-	-	-	-	-	-	13	7.7%
Egyptian National Anti-doping Organization	EGY-NADO	-	-	-	11	-	-	-	-	-	-	-	-	11	-
Croatian Institute for Toxicology and Anti-Doping	CITA	5	-	-	5	-	-	-	-	-	1	-	-	11	-
Drug Free Sport New Zealand	DFSNZ	9	-	-	2	-	-	-	-	-	-	-	-	11	-
Africa Zone VI RADO	AFR-RADO-VI	4	-	-	6	-	2	-	-	-	-	-	-	10	20.0%
National Anti-Doping Agency of Tunisia	ANAD	2	-	-	8	-	-	-	-	-	-	-	-	10	-
Bolivian Sports Organization	ODEBO	8	-	-	-	-	-	1	-	-	-	-	-	9	-
Italian Ministry of Health Departement	CVD-Italia	9	-	-	-	-	-	-	-	-	-	-	-	9	-
Spain National Anti-Doping Agency	ESP-NADO	5	-	-	3	-	-	-	-	-	1	-	-	9	-
Lithuanian Anti-Doping Agency	LTU-NADO	7	-	1	2	-	-	-	-	-	-	-	-	9	11.1%
Belarus National Anti-Doping Agency	BNADA	-	-	-	8	-	-	-	-	-	1	-	-	9	-
Cuban National Anti-Doping Agency	CUB-NADO	8	-	-	-	-	-	-	-	-	-	-	-	8	-
Portugal Anti-Doping Agency	ADoP	8	-	1	-	-	-	-	-	-	-	-	-	8	12.5%
Slovak Anti-Doping Agency	SADA	-	-	-	7	-	-	-	-	-	-	-	-	7	-
National Anti-doping Center of Ukraine	NADC Ukraine	7	-	-	-	-	-	-	-	-	-	-	-	7	-
Kazakhstan National Anti-Doping Centre	KAZ-NADO	7	-	-	-	-	-	-	-	-	-	-	-	7	-
Algerian National Anti-Doping Organization	ALG-NADO	-	-	-	7	-	-	-	-	-	-	-	-	7	-
Colombian NADO	COL-NADO	2	-	-	4	-	-	-	-	-	1	-	-	7	-
Common Community Commission (Brussels)	COCOM	-	-	-	6	-	-	-	-	-	1	-	-	7	-
Jordan Anti-doping Organization	JADO	-	-	-	6	-	-	-	-	-	-	-	-	6	-
Anti-Doping Agency of Serbia	ADAS	6	-	-	-	-	-	-	-	-	-	-	-	6	-
South East Asian Games Federation	SEAGF	6	-	-	-	-	-	-	-	-	-	-	-	6	-
Armenian National Anti-Doping Organization	ARM-NADO	6	-	1	-	-	-	-	-	-	-	-	-	6	16.7%

**Table 30: ASOIF Sport - Boxing - continued**

Testing Authority (TA)	ADAMS Code	Urine						Blood						Total Samples	% AAF
		IC			OOC			IC			OOC				
		Samples	ATF	AAF	Samples	ATF	AAF	Samples	ATF	AAF	Samples	ATF	AAF		
CHN-Military Sport Department in China	CHN-MSD	-	-	-	5	-	-	-	-	-	-	-	-	5	-
Commonwealth Games Federation	CGF	5	-	-	-	-	-	-	-	-	-	-	-	5	-
Monaco Boxing Federation	MON-BX	5	-	-	-	-	-	-	-	-	-	-	-	5	-
Ethiopian Anti doping Organization	ETH-NADO	5	-	-	-	-	-	-	-	-	-	-	-	5	-
Monaco Anti-Doping Committee	CMA Monaco	1	-	-	3	-	-	-	-	-	1	-	-	5	-
Oceania RADO	O-RADO	4	-	-	1	-	-	-	-	-	-	-	-	5	-
Caribbean RADO	CAR-RADO	-	-	-	4	-	-	-	-	-	-	-	-	4	-
Sri Lanka Anti Doping Agency	SRI-NADO	4	-	-	-	-	-	-	-	-	-	-	-	4	-
Nicaragua Anti-doping Organization	NCA-NADO	-	-	-	4	-	-	-	-	-	-	-	-	4	-
National Anti-Doping Commission of Argentina	ARG-NADO	-	-	-	4	-	-	-	-	-	-	-	-	4	-
West Asia RADO	W-ASIA-RADO	-	-	-	4	-	-	-	-	-	-	-	-	4	-
Finnish Professional Boxing Federation	FIN-ProBOX	4	-	-	-	-	-	-	-	-	-	-	-	4	-
Anti-Doping Commission of Malta	MLT-NADO	4	-	-	-	-	-	-	-	-	-	-	-	4	-
South American Sports Organization	ODESUR	4	-	1	-	-	-	-	-	-	-	-	-	4	25.0%
National Olympic and Sports Association of Iceland	ISL-NADO	3	-	-	-	-	-	-	-	-	-	-	-	3	-
Georgian Anti-Doping Agency	GEO-NADO	-	-	-	2	-	-	-	-	-	1	-	-	3	-
Cyprus Anti-Doping Authority	CYADA	3	-	-	-	-	-	-	-	-	-	-	-	3	-
Cameroon Anti-Doping Organisation	OCALUDS	-	-	-	3	-	-	-	-	-	-	-	-	3	-
South East Asia RADO	SE-ASIA-RADO	-	-	-	3	-	-	-	-	-	-	-	-	3	-
Braslian Authority on Anti-Doping Control	ABCD	-	-	-	2	-	-	-	-	-	-	-	-	2	-
Anti-Doping Singapore	ADS	-	-	-	2	-	-	-	-	-	-	-	-	2	-
Africa Zone IV RADO	AFR-RADO- IV	2	-	-	-	-	-	-	-	-	-	-	-	2	-
Africa Zone II & III RADO	AFR-RADO-II-III	-	-	-	2	-	-	-	-	-	-	-	-	2	-
Israeli NADO	ISR-NADO	-	-	-	2	-	-	-	-	-	-	-	-	2	-
Uruguay Anti-Doping	URU-NADO	-	-	-	2	-	-	-	-	-	-	-	-	2	-
Bulgarian Professional Boxing Union	BUL- PBU	2	-	-	-	-	-	-	-	-	-	-	-	2	-
Central Asia RADO	RADOCA-RADO	-	-	-	2	-	-	-	-	-	-	-	-	2	-
Venezuela NADO	VEN-NADO	-	-	-	2	-	-	-	-	-	-	-	-	2	-
Indian Ocean RADO	IND-OCE-RADO	-	-	-	2	-	-	-	-	-	-	-	-	2	-
Vietnam Anti-Doping & Sports Medicine Agency	VADA	-	-	-	1	-	-	-	-	-	-	-	-	1	-
South American RADO	RADO-SAM	-	-	-	1	-	-	-	-	-	-	-	-	1	-
South Asia RADO	S-ASIA-RADO	-	-	-	1	-	-	-	-	-	-	-	-	1	-
Luxembourg NADO	ALAD	-	-	-	1	-	-	-	-	-	-	-	-	1	-
Anti-Doping Organization of Pakistan	ADOPak	-	-	-	1	-	-	-	-	-	-	-	-	1	-
National Antidoping Agency of the Republic of Moldova	NADO Moldova	-	-	-	1	-	-	-	-	-	-	-	-	1	-
Eastern Europe RADO	E-EUR-RADO	-	-	-	1	-	-	-	-	-	-	-	-	1	-
		<b>2119</b>	<b>-</b>	<b>52</b>	<b>1583</b>	<b>1</b>	<b>23</b>	<b>98</b>	<b>-</b>	<b>-</b>	<b>236</b>	<b>1</b>	<b>-</b>	<b>4036</b>	



**Table 31: ASOIF Sport - Canoe / Kayak**

Testing Authority (TA)	ADAMS Code	Urine						Blood						Total Samples	% AAF
		IC			OOB			IC			OOB				
		Samples	ATF	AAF	Samples	ATF	AAF	Samples	ATF	AAF	Samples	ATF	AAF		
German National Anti-Doping Agency	NADA	152	-	-	406	-	-	24	-	-	103	-	-	685	-
China Anti-Doping Agency	CHINADA	226	-	3	172	-	-	27	-	-	29	-	-	454	0.7%
International Canoe Federation	ICF	172	-	2	152	-	1	1	-	-	22	1	-	347	0.9%
Russian National Anti-Doping Organization	RUSADA	75	-	-	157	-	-	-	-	-	10	-	-	242	-
Hungarian Anti-Doping Agency	HUNADO	51	-	-	110	-	1	4	-	-	67	-	-	232	0.4%
Polish Anti-Doping Agency	POLADA	34	-	-	136	-	-	-	-	-	21	-	-	191	-
Australian Sports Anti-Doping Authority	ASADA	36	-	-	72	-	-	-	-	-	15	-	-	123	-
Romanian National Anti-Doping Agency	ANAD-Romania	47	-	1	63	-	1	-	-	-	11	-	-	121	1.7%
Italian National Anti-Doping Agency	NADO ITALIA	16	-	-	78	-	-	1	-	-	12	-	-	107	-
Canadian Centre for Ethics in Sport	CCES	26	-	-	54	-	-	-	-	-	12	-	-	92	-
Spain National Anti-Doping Agency	ESP-NADO	29	-	-	50	-	-	1	-	-	8	-	-	88	-
Kazakhstan National Anti-Doping Centre	KAZ-NADO	30	-	-	49	-	2	-	-	-	-	-	-	79	2.5%
European Canoe Association	ECA	73	-	-	-	-	-	-	-	-	-	-	-	73	-
Czech Anti-Doping Committee	CADC	41	-	-	17	-	-	-	-	-	4	-	-	62	-
Drug Free Sport New Zealand	DFSNZ	19	-	-	41	-	-	-	-	-	-	-	-	60	-
French Anti-Doping Agency	AFLD-NADO	21	-	1	20	-	-	-	-	-	16	-	-	57	1.8%
Anti-Doping Denmark	ADD	14	-	-	30	-	-	-	-	-	8	-	-	52	-
Chilean National Anti-Doping Commission	CHI-NADO	26	-	-	25	-	1	-	-	-	-	-	-	51	2.0%
Korea Anti-Doping Agency	KADA	31	-	-	15	-	-	2	-	-	-	-	-	48	-
CHN-Provincial Sports Bureau in China	CHN-PSB	-	-	-	44	-	2	-	-	-	-	-	-	44	4.5%
Portugal Anti-Doping Agency	ADoP	41	-	1	2	-	-	-	-	-	-	-	-	43	2.3%
UK Anti-Doping	UKAD	4	-	-	33	-	-	-	-	-	6	-	-	43	-
Japan Anti-Doping Agency	JADA	30	-	1	9	-	-	-	-	-	-	-	-	39	2.6%
National Anti-Doping Agency Austria GmbH	NADA Austria	6	-	-	27	-	-	-	-	-	4	-	-	37	-
Finnish Center for Integrity in Sports/Finnish Anti-Doping Agency	FINCIS/FINADA	11	-	-	22	-	-	1	-	-	2	-	-	36	-
Swedish Sports Confederation	RF	14	-	-	21	-	-	-	-	-	-	-	-	35	-
Brazilian Authority on Anti-Doping Control	ABCD	30	-	5	-	-	-	2	-	-	-	-	-	32	15.6%
Slovak Anti-Doping Agency	SADA	-	-	-	30	-	-	-	-	-	-	-	-	30	-
Bulgarian Anti-doping Center	BUL-NADO	12	-	-	16	-	-	-	-	-	1	-	-	29	-
South African Institute for Drug-Free Sport	SAIDS	14	-	-	14	-	-	-	-	-	-	-	-	28	-
Belarus National Anti-Doping Agency	BNADA	6	-	-	18	-	1	-	-	-	4	-	-	28	3.6%
Anti-Doping Agency of Serbia	ADAS	15	-	-	9	-	-	1	-	-	2	-	-	27	-
Agency for Anti-Doping Control of Bosnia and Herzegovina	BIH-NADO	8	-	-	14	-	-	-	-	-	4	-	-	26	-
Anti-Doping Norway	ADNO	4	-	-	15	-	-	-	-	-	2	-	-	21	-
Sport Ireland	SI	-	-	-	7	-	-	-	-	-	13	-	-	20	-
Lithuanian Anti-Doping Agency	LTU-NADO	3	-	-	13	-	-	-	-	-	2	-	-	18	-
CHN-Military Sport Department in China	CHN-MSD	-	-	-	17	-	-	-	-	-	-	-	-	17	-
Cuban National Anti-Doping Agency	CUB-NADO	-	-	-	11	-	-	-	-	-	6	-	-	17	-
International World Games Association	IWGA	8	-	-	6	-	-	-	-	-	2	-	-	16	-
National Anti Doping Agency -India	IND-NADO	-	-	-	15	-	-	-	-	-	-	-	-	15	-
Italian Ministry of Health Departement	CVD-Italia	13	-	1	-	-	-	-	-	-	-	-	-	13	7.7%
NADO Flanders	NADOF	12	-	-	-	-	-	-	-	-	-	-	-	12	-
Anti-Doping department of State Sports Medicine Centre	LAT-NADO	-	-	-	12	-	-	-	-	-	-	-	-	12	-
Mexican National Anti-Doping Committee	MEX-NADO	-	-	-	11	-	-	-	-	-	-	-	-	11	-
Netherlands Anti-Doping Authority	ADAN	8	-	-	2	-	-	-	-	-	-	-	-	10	-
European Olympic Committees	EOC	9	-	-	-	-	-	-	-	-	-	-	-	9	-
Antidoping Switzerland	ADCH	4	-	-	5	-	-	-	-	-	-	-	-	9	-
Anti-Doping Singapore	ADS	-	-	-	9	-	-	-	-	-	-	-	-	9	-
I.R Iran National Anti-Doping Organization	IRI-NADO	-	-	-	9	-	1	-	-	-	-	-	-	9	11.1%
US Anti-Doping Agency	USADA	-	-	-	9	-	-	-	-	-	-	-	-	9	-
Turkish Anti Doping Commission	TADC	8	-	-	-	-	-	-	-	-	-	-	-	8	-
Azerbaijan National Anti-Doping Agency	AMADA	4	-	-	3	-	-	-	-	-	1	-	-	8	-
Oceania RADO	O-RADO	-	-	-	8	-	-	-	-	-	-	-	-	8	-
Estonian Anti-Doping Agency	EADA	-	-	-	6	-	-	-	-	-	1	-	-	7	-
Africa Zone I RADO	AFR-RADO-I	6	-	-	-	-	-	-	-	-	-	-	-	6	-
South American Sports Organization	ODESUR	6	-	-	-	-	-	-	-	-	-	-	-	6	-
National Anti-Doping Agency of Tunisia	ANAD	3	-	-	2	-	-	-	-	-	-	-	-	5	-
Bolivian Sports Organization	ODEBO	4	-	-	-	-	-	-	-	-	-	-	-	4	-
Hellenic National Council for Combatting Doping	ESKAN	4	-	-	-	-	-	-	-	-	-	-	-	4	-
Anti-Doping Commission, Chinese Taipei Olympic Committee	CTADA	-	-	-	4	-	-	-	-	-	-	-	-	4	-
National Anti-Doping Commission of Macedonia	MKD-NADO	3	-	-	-	-	-	-	-	-	-	-	-	3	-
Colombian NADO	COL-NADO	-	-	-	3	-	-	-	-	-	-	-	-	3	-
Hong Kong Anti-Doping Committee	HKG-ADC	-	-	-	3	-	-	-	-	-	-	-	-	3	-
Central Asia RADO	RADOCA-RADO	-	-	-	2	-	-	-	-	-	-	-	-	2	-
Georgian Anti-Doping Agency	GEO-NADO	-	-	-	1	-	-	-	-	-	1	-	-	2	-
Israeli NADO	ISR-NADO	-	-	-	1	-	-	-	-	-	-	-	-	1	-
Andorra National Anti-Doping Commission	AGAD	1	-	-	-	-	-	-	-	-	-	-	-	1	-
Slovenian Antidoping Organization	SLOADO	-	-	-	1	-	-	-	-	-	-	-	-	1	-
Lembaga Anti-Doping Indonesia	LADI	-	-	-	1	-	-	-	-	-	-	-	-	1	-
		<b>1410</b>	<b>-</b>	<b>15</b>	<b>2082</b>	<b>-</b>	<b>10</b>	<b>64</b>	<b>-</b>	<b>-</b>	<b>389</b>	<b>1</b>	<b>-</b>	<b>3945</b>	

**Table 32: ASOIF Sport - Cycling**

Testing Authority (TA)	ADAMS Code	Urine						Blood						Total Samples	% AAF
		IC			OOC			IC			OOC				
		Samples	ATF	AAF	Samples	ATF	AAF	Samples	ATF	AAF	Samples	ATF	AAF		
International Cycling Union	UCI	4688	4	63	3276	-	7	486	2	19	377	-	-	8827	1.0%
US Anti-Doping Agency	USADA	583	1	12	450	-	4	7	-	-	58	-	-	1098	1.5%
German National Anti-Doping Agency	NADA	425	-	2	305	-	1	141	-	-	185	-	-	1056	0.3%
China Anti-Doping Agency	CHINADA	401	-	-	410	-	-	100	-	-	137	-	1	1048	0.1%
French Anti-Doping Agency	AFLD-NADO	718	1	22	97	-	1	71	-	2	49	-	-	935	2.7%
Italian National Anti-Doping Agency	NADO ITALIA	606	3	14	79	-	2	99	-	-	28	-	-	812	2.0%
Spain National Anti-Doping Agency	ESP-NADO	486	-	21	133	-	3	47	-	-	38	-	2	704	3.7%
NADO Flanders	NADOF	200	-	5	361	1	-	-	-	-	35	-	-	596	0.8%
Portugal Anti-Doping Agency	ADoP	510	-	9	59	-	-	-	-	-	-	-	-	569	1.6%
Antidoping Switzerland	ADCH	79	-	-	310	-	-	-	-	-	85	-	-	474	-
Netherlands Anti-Doping Authority	ADAN	259	-	-	108	-	-	-	-	-	35	-	-	402	-
Colombian NADO	COL-NADO	251	-	5	94	-	-	23	1	-	31	3	-	399	1.3%
French Community of Belgium NADO	BEL-CFWB	238	-	6	104	-	-	7	-	-	47	-	-	396	1.5%
Australian Sports Anti-Doping Authority	ASADA	130	-	-	233	-	2	2	-	-	21	-	-	386	0.5%
UK Anti-Doping	UKAD	90	-	2	190	-	-	8	-	-	35	-	-	323	0.6%
Canadian Centre for Ethics in Sport	CCES	128	-	1	124	-	-	-	-	-	50	-	-	302	0.3%
Cuban National Anti-Doping Agency	CUB-NADO	247	-	3	45	-	1	-	-	-	6	-	-	298	1.3%
Japan Anti-Doping Agency	JADA	263	-	-	14	-	-	-	-	-	-	-	-	277	-
Russian National Anti-Doping Organization	RUSADA	118	-	2	125	-	1	-	-	-	10	-	-	253	1.2%
Drug Free Sport New Zealand	DFSNZ	64	-	1	152	-	-	-	-	-	5	-	-	221	0.5%
Anti-Doping Norway	ADNO	46	-	-	140	-	1	-	-	-	26	-	-	212	0.5%
Polish Anti-Doping Agency	POLADA	142	-	-	44	-	-	8	-	-	15	-	-	209	-
Korea Cycle Racing Association	KOR-CYC	209	-	1	-	-	-	-	-	-	-	-	-	209	0.5%
Italian Ministry of Health Departement	CVD-Italia	208	-	12	-	-	-	-	-	-	-	12	-	208	5.8%
Brasilian Authority on Anti-Doping Control	ABCD	145	-	6	27	-	-	3	-	-	19	-	1	194	3.6%
Chilean National Anti-Doping Commission	CHI-NADO	135	-	1	56	-	2	-	-	-	-	-	-	191	1.6%
Sport Ireland	SI	35	-	-	58	-	-	-	-	-	90	-	-	183	-
Royal Belgian Cycling League	BEL-CY	181	-	2	-	-	-	-	-	-	-	-	-	181	1.1%
National Anti-Doping Agency Austria GmbH	NADA Austria	58	-	-	107	-	2	-	-	-	8	-	-	173	1.2%
Anti-Doping Denmark	ADD	61	-	2	76	-	-	-	-	-	23	-	-	160	1.3%
National Anti Doping Agency -India	IND-NADO	23	-	-	82	-	-	-	-	-	22	-	-	127	-
Swedish Sports Confederation	RF	38	-	1	76	-	-	-	-	-	12	-	-	126	0.8%
Turkish Anti Doping Commission	TADC	86	-	1	30	-	-	3	-	-	1	-	-	120	0.8%
South African Institute for Drug-Free Sport	SAIDS	38	-	-	78	-	1	-	-	-	-	-	-	116	0.9%
Kazakhstan National Anti-Doping Centre	KAZ-NADO	98	-	2	-	-	-	-	-	-	-	-	-	98	2.0%
Czech Anti-Doping Committee	CADC	68	-	-	25	-	-	-	-	-	4	-	-	97	-
CHN-Provincial Sports Bureau in China	CHN-PSB	18	-	-	61	-	-	-	-	-	-	-	-	79	-
Doping Control Agency of Thailand	DCAT	41	-	-	32	-	-	-	-	-	-	-	-	73	-
South East Asian Games Federation	SEAGF	65	-	-	-	-	-	7	-	-	-	-	-	72	-
Bolivian Sports Organization	ODEBO	56	1	-	-	-	-	8	-	-	-	-	-	64	-
Basque Anti-Doping Agency	ESP-Vasco	62	-	2	-	-	-	-	-	-	-	-	-	62	3.2%
Guatemala NADO	GUA-OAD	60	-	-	-	-	-	-	-	-	-	-	-	60	-
Luxembourg NADO	ALAD	42	-	2	9	-	-	-	-	-	8	-	-	59	3.4%
Finnish Center for Integrity in Sports/Finnish Anti-Doping Agency	FINCIS/FINADA	29	-	-	24	-	1	1	-	-	4	-	-	58	1.7%
Japan Keirin Foundation	JKA	52	-	1	-	-	-	-	-	-	-	-	-	52	1.9%
Azerbaijan National Anti-Doping Agency	AMADA	36	-	4	10	-	-	-	-	-	5	-	-	51	7.8%
I.R Iran National Anti-Doping Organization	IRI-NADO	41	-	5	9	-	-	-	-	-	-	-	-	50	10.0%
Korea Anti-Doping Agency	KADA	39	-	-	9	-	-	-	-	-	-	-	-	48	-
Central American Sports Organization	ORDECA	7	-	-	40	1	-	-	-	-	-	-	-	47	-
Bulgarian Anti-doping Center	BUL-NADO	32	-	1	9	-	-	-	-	-	3	-	-	44	2.3%
Hungarian Anti-Doping Agency	HUNADO	24	-	-	16	-	-	-	-	-	4	-	-	44	-
CHN-National Federations in China	CHN-NF	40	-	-	-	-	-	-	-	-	-	-	-	40	-
Anti-Doping Singapore	ADS	6	-	-	16	-	-	5	-	-	1	-	-	28	-
Belarus National Anti-Doping Agency	BNADA	2	-	-	22	-	-	-	-	-	4	-	-	28	-
Venezuela NADO	VEN-NADO	28	-	-	-	-	-	-	-	-	-	-	-	28	-
Anti-Doping Agency of Malaysia	ADAMAS	27	-	1	-	-	-	-	-	-	-	-	-	27	3.7%
Slovenian Antidoping Organization	SLOADO	25	-	-	1	-	-	-	-	-	-	-	-	26	-
Croatian Institute for Toxicology and Anti-Doping	CITA	-	-	-	21	-	-	-	-	-	3	-	-	24	-
Cyprus Anti-Doping Authority	CYADA	24	-	1	-	-	-	-	-	-	-	-	-	24	4.2%
Anti-Doping Agency of Serbia	ADAS	15	-	-	6	-	-	-	-	-	2	-	-	23	-
South American Sports Organization	ODESUR	21	-	-	-	-	-	-	-	-	-	-	-	21	-
Australian Cycling Federation	AUS-CY	21	-	-	-	-	-	-	-	-	-	-	-	21	-
Uruguay Anti-Doping	URU-NADO	17	-	6	2	-	-	-	-	-	-	-	-	19	31.6%
Algerian National Anti-Doping Organization	ALG-NADO	19	-	4	-	-	-	-	-	-	-	-	-	19	21.1%
Malaysian National Cycling Federation	MAL-CYC	19	-	-	-	-	-	-	-	-	-	-	-	19	-
National Anti-Doping Agency of Tunisia	ANAD	14	-	2	3	-	-	-	-	-	-	-	-	17	11.8%
Hong Kong Anti-Doping Committee	HKG-ADC	-	-	-	15	-	-	-	-	-	1	-	-	16	-
Anti-Doping Organization of New Caledonia	OADNC	16	-	-	-	-	-	-	-	-	-	-	-	16	-

**Table 32: ASOIF Sport - Cycling - continued**

Testing Authority (TA)	ADAMS Code	Urine						Blood						Total Samples	% AAF
		IC		OOC		IC		OOC							
		Samples	ATF	AAF	Samples	ATF	AAF	Samples	ATF	AAF	Samples	ATF	AAF		
International Masters Games Association	IMGA	16	-	-	-	-	-	-	-	-	-	-	-	16	-
Olympic Council of Asia	OCA	13	-	-	-	-	-	2	-	-	-	-	-	15	-
Ethiopian Anti doping Organization	ETH-NADO	15	-	-	-	-	-	-	-	-	-	-	-	15	-
Catalan Cycling Federation	ESP-FCC	14	-	-	-	-	-	-	-	-	-	-	-	14	-
National Anti-Doping Commission of Argentina	ARG-NADO	10	-	1	3	-	-	-	-	-	-	-	-	13	7.7%
Slovak Anti-Doping Agency	SADA	-	-	-	12	-	-	-	-	-	1	-	-	13	-
Estonian Anti-Doping Agency	EADA	4	-	-	6	-	-	-	-	-	1	-	-	11	-
Brunei Darussalam Anti-Doping Committee	BDADC BRUNEI	3	-	-	8	-	-	-	-	-	-	-	-	11	-
Anti-Doping Organization of Pakistan	ADOPak	11	-	-	-	-	-	-	-	-	-	-	-	11	-
Israeli NADO	ISR-NADO	2	-	-	9	-	-	-	-	-	-	-	-	11	-
Ecuador NADO	ECU-NADO	-	-	-	11	-	-	-	-	-	-	-	-	11	-
Hellenic National Council for Combatting Doping	ESKAN	10	-	-	-	-	-	-	-	-	-	-	-	10	-
National Anti Doping Agency Belize	NADO-Belize	9	-	-	-	-	-	-	-	-	-	-	-	9	-
Romanian National Anti-Doping Agency	ANAD-Romania	4	-	-	5	-	-	-	-	-	-	-	-	9	-
Anti-Doping department of State Sports Medicine Centre	LAT-NADO	-	-	-	9	-	-	-	-	-	-	-	-	9	-
World Anti-Doping Agency	WADA-AMA	-	-	-	4	-	-	-	-	-	4	-	-	8	-
Anti-Doping Commission, Chinese Taipei Olympic Committee	CTADA	8	-	-	-	-	-	-	-	-	-	-	-	8	-
Lembaga Anti-Doping Indonesia	LADI	6	-	-	2	-	-	-	-	-	-	-	-	8	-
Eritrea NADO	ERI-NADO	8	-	-	-	-	-	-	-	-	-	-	-	8	-
Africa Zone V RADO	AFR-RADO-V	-	-	-	7	-	-	-	-	-	-	-	-	7	-
Common Community Commission (Brussels)	COCOM	6	-	-	-	-	-	-	-	-	-	-	-	6	-
Bermuda Sport Anti- Doping Authority	BSADA	5	-	-	1	-	-	-	-	-	-	-	-	6	-
International Committee for the Francophonie Games	CIJF	4	-	-	2	-	-	-	-	-	-	-	-	6	-
Egyptian National Anti-doping Organization	EGY-NADO	-	-	-	6	-	-	-	-	-	-	-	-	6	-
Monaco Anti-Doping Committee	CMA Monaco	2	-	-	3	-	-	-	-	-	1	-	-	6	-
Commonwealth Games Federation	CGF	6	-	-	-	-	-	-	-	-	-	-	-	6	-
Agency for Anti-Doping Control of Bosnia and Herzegovina	BIH-NADO	-	-	-	4	-	-	-	-	-	1	-	-	5	-
San Marino Standing Committee on Anti-Doping	SMR-NADO	4	-	-	1	-	-	-	-	-	-	-	-	5	-
Cameroon Anti-Doping Organisation	OICALUDS	5	-	-	-	-	-	-	-	-	-	-	-	5	-
Central Asia RADO	RADOCA-RADO	-	-	-	5	-	-	-	-	-	-	-	-	5	-
United Arab Emirates National Anti-doping Committee	UAE-NADO	5	-	-	-	-	-	-	-	-	-	-	-	5	-
Africa Zone VI RADO	AFR-RADO-VI	2	-	-	3	-	-	-	-	-	-	-	-	5	-
Africa Zone II & III RADO	AFR-RADO-II-III	-	-	-	5	-	-	-	-	-	-	-	-	5	-
European Olympic Committees	EOC	4	-	-	-	-	-	-	-	-	-	-	-	4	-
Anti-Doping Commission of Malta	MLT-NADO	-	-	-	4	-	-	-	-	-	-	-	-	4	-
Indian Ocean RADO	IND-OCE-RADO	2	-	-	2	-	-	-	-	-	-	-	-	4	-
Arab Cycling Federation	ARAB-CYC	4	-	-	-	-	-	-	-	-	-	-	-	4	-
Caribbean RADO	CAR-RADO	-	-	-	4	-	-	-	-	-	-	-	-	4	-
South East Asia RADO	SE-ASIA-RADO	-	-	-	4	-	-	-	-	-	-	-	-	4	-
Jordan Anti-doping Organization	JADO	1	-	-	2	-	-	-	-	-	-	-	-	3	-
Jamaica Anti-Doping Commission	JADCO	-	-	-	3	-	-	-	-	-	-	-	-	3	-
Peru National Anti-Doping Commission	CONAD PERU	-	-	-	3	-	-	-	-	-	-	-	-	3	-
Korean Changwon Cycle Racing Corporation	won Cycle Racing Corp	3	-	-	-	-	-	-	-	-	-	-	-	3	-
Mexican National Anti-Doping Committee	MEX-NADO	1	-	-	1	-	-	-	-	-	-	-	-	2	-
National Olympic and Sports Association of Iceland	ISL-NADO	-	-	-	2	-	-	-	-	-	-	-	-	2	-
Central American RADO	RADO-CAM	-	-	-	2	-	-	-	-	-	-	-	-	2	-
Sri Lanka Anti Doping Agency	SRI-NADO	2	-	-	-	-	-	-	-	-	-	-	-	2	-
National Anti-Doping Commission of Barbados	NADC	2	-	-	-	-	-	-	-	-	-	-	-	2	-
West Asia RADO	W-ASIA-RADO	-	-	-	1	-	-	-	-	-	-	-	-	1	-
Lithuanian Anti-Doping Agency	LTU-NADO	-	-	-	1	-	-	-	-	-	-	-	-	1	-
		13144	10	226	7908	2	29	1028	3	21	1495	3	4	23575	

**Table 33: ASOIF Sport - Equestrian Sports**

Testing Authority (TA)	ADAMS Code	Urine						Blood						Total Samples	% AAF
		IC			OOC			IC			OOC				
		Samples	ATF	AAF	Samples	ATF	AAF	Samples	ATF	AAF	Samples	ATF	AAF		
International Equestrian Federation	FEI	97	-	5	28	-	-	-	-	-	-	-	-	125	4.0%
German National Anti-Doping Agency	NADA	16	-	-	45	-	-	-	-	-	5	-	-	66	-
China Anti-Doping Agency	CHINADA	26	-	-	-	-	-	-	-	-	-	-	-	26	-
Japan Anti-Doping Agency	JADA	22	-	-	-	-	-	-	-	-	-	-	-	22	-
Italian National Anti-Doping Agency	NADO ITALIA	20	-	-	2	-	-	-	-	-	-	-	-	22	-
French Anti-Doping Agency	AFLD-NADO	9	-	-	4	-	-	-	-	-	1	-	-	14	-
Korea Anti-Doping Agency	KADA	11	-	-	-	-	-	-	-	-	-	-	-	11	-
Doping Control Agency of Thailand	DCAT	-	-	-	10	-	-	-	-	-	-	-	-	10	-
National Anti Doping Agency -India	IND-NADO	9	-	-	1	-	-	-	-	-	-	-	-	10	-
US Anti-Doping Agency	USADA	7	-	-	2	-	-	-	-	-	-	-	-	9	-
Guatemala NADO	GUA-OAD	9	-	1	-	-	-	-	-	-	-	-	-	9	11.1%
Sport Ireland	SI	8	-	-	-	-	-	-	-	-	-	-	-	8	-
Finnish Center for Integrity in Sports/Finnish Anti-Doping Agency	FINCIS/FINADA	8	-	-	-	-	-	-	-	-	-	-	-	8	-
Spain National Anti-Doping Agency	ESP-NADO	8	-	-	-	-	-	-	-	-	-	-	-	8	-
Turkish Anti Doping Commission	TADC	7	-	-	-	-	-	-	-	-	-	-	-	7	-
National Anti-Doping Agency Austria GmbH	NADA Austria	-	-	-	7	-	-	-	-	-	-	-	-	7	-
Netherlands Anti-Doping Authority	ADAN	7	-	-	-	-	-	-	-	-	-	-	-	7	-
Antidoping Switzerland	ADCH	4	-	-	3	-	-	-	-	-	-	-	-	7	-
CHN-Provincial Sports Bureau in China	CHN-PSB	-	-	-	6	-	-	-	-	-	-	-	-	6	-
French Community of Belgium NADO	BEL-CFWB	6	-	-	-	-	-	-	-	-	-	-	-	6	-
NADO Flanders	NADOF	6	-	-	-	-	-	-	-	-	-	-	-	6	-
Hungarian Anti-Doping Agency	HUNADO	5	-	-	1	-	-	-	-	-	-	-	-	6	-
Anti-Doping Norway	ADNO	5	-	-	-	-	-	-	-	-	-	-	-	5	-
Czech Anti-Doping Committee	CADC	4	-	-	-	-	-	-	-	-	-	-	-	4	-
Australian Sports Anti-Doping Authority	ASADA	4	-	-	-	-	-	-	-	-	-	-	-	4	-
Monaco Anti-Doping Committee	CMA Monaco	-	-	-	3	-	-	-	-	-	1	-	-	4	-
Luxembourg NADO	ALAD	-	-	-	3	-	-	-	-	-	-	-	-	3	-
Bolivian Sports Organization	ODEBO	2	-	-	-	-	-	-	-	-	-	-	-	2	-
Hong Kong Anti-Doping Committee	HKG-ADC	-	-	-	1	-	-	-	-	-	1	-	-	2	-
Anti-Doping Denmark	ADD	2	-	-	-	-	-	-	-	-	-	-	-	2	-
Bermuda Sport Anti- Doping Authority	BSADA	-	-	-	1	-	-	-	-	-	1	-	-	2	-
Romanian National Anti-Doping Agency	ANAD-Romania	2	-	-	-	-	-	-	-	-	-	-	-	2	-
Olympic Council of Asia	OCA	2	-	-	-	-	-	-	-	-	-	-	-	2	-
Brunei Darussalam Anti-Doping Committee	BDADC BRUNEI	-	-	-	2	-	-	-	-	-	-	-	-	2	-
		<b>306</b>	<b>-</b>	<b>6</b>	<b>119</b>	<b>-</b>	<b>-</b>	<b>-</b>	<b>-</b>	<b>-</b>	<b>9</b>	<b>-</b>	<b>-</b>	<b>434</b>	

**Table 34: ASOIF Sport - Fencing**

Testing Authority (TA)	ADAMS Code	Urine						Blood						Total Samples	% AAF
		IC Samples	ATF	AAF	OOB Samples	ATF	AAF	IC Samples	ATF	AAF	OOB Samples	ATF	AAF		
International Fencing Federation	FIE	420	-	1	66	-	-	-	-	-	-	-	-	486	0.2%
Italian National Anti-Doping Agency	NADO ITALIA	36	-	1	85	-	-	-	-	-	6	-	-	127	0.8%
China Anti-Doping Agency	CHINADA	113	-	-	2	-	-	3	-	-	1	-	-	119	-
German National Anti-Doping Agency	NADA	17	-	-	66	-	-	-	-	-	3	-	-	86	-
Romanian National Anti-Doping Agency	ANAD-Romania	34	-	-	22	-	-	-	-	-	4	-	-	60	-
Japan Anti-Doping Agency	JADA	21	-	1	38	-	-	-	-	-	-	-	-	59	1.7%
National Anti Doping Agency -India	IND-NADO	-	-	-	48	-	-	-	-	-	-	-	-	48	-
Korea Anti-Doping Agency	KADA	20	-	-	24	-	-	-	-	-	-	-	-	44	-
Cuban National Anti-Doping Agency	CUB-NADO	3	-	-	31	-	-	-	-	-	-	-	-	34	-
Polish Anti-Doping Agency	POLADA	-	-	-	32	-	-	-	-	-	2	-	-	34	-
Italian Ministry of Health Departement	CVD-Italia	31	-	1	-	-	-	-	-	-	-	-	-	31	3.2%
French Anti-Doping Agency	AFLD-NADO	8	-	-	15	-	-	-	-	-	2	-	-	25	-
Russian National Anti-Doping Organization	RUSADA	-	-	-	20	-	-	-	-	-	-	-	-	20	-
Spain National Anti-Doping Agency	ESP-NADO	6	-	1	14	-	-	-	-	-	-	-	-	20	5.0%
Hungarian Anti-Doping Agency	HUNADO	-	-	-	16	-	-	-	-	-	2	-	-	18	-
Anti-Doping Singapore	ADS	-	-	-	18	-	-	-	-	-	-	-	-	18	-
Hellenic National Council for Combatting Doping	ESKAN	17	-	-	-	-	-	-	-	-	-	-	-	17	-
CHN-Military Sport Department in China	CHN-MSD	-	-	-	16	-	1	-	-	-	-	-	-	16	6.3%
Hong Kong Anti-Doping Committee	HKG-ADC	-	-	-	15	-	-	-	-	-	-	-	-	15	-
Chilean National Anti-Doping Commission	CHI-NADO	-	-	-	15	-	-	-	-	-	-	-	-	15	-
Central American Sports Organization	ORDECA	15	-	-	-	-	-	-	-	-	-	-	-	15	-
National Anti-Doping Agency Austria GmbH	NADA Austria	6	-	-	7	-	-	-	-	-	-	-	-	13	-
Kazakhstan National Anti-Doping Centre	KAZ-NADO	-	-	-	13	-	-	-	-	-	-	-	-	13	-
Colombian NADO	COL-NADO	6	-	-	7	-	-	-	-	-	-	-	-	13	-
South East Asian Games Federation	SEAGF	12	-	-	-	-	-	-	-	-	-	-	-	12	-
Estonian Anti-Doping Agency	EADA	2	-	-	9	-	-	-	-	-	-	-	-	11	-
National Anti-doping Center of Ukraine	NADC Ukraine	-	-	-	11	-	-	-	-	-	-	-	-	11	-
Luxembourg NADO	ALAD	9	-	-	2	-	-	-	-	-	-	-	-	11	-
CHN-Provincial Sports Bureau in China	CHN-PSB	-	-	-	11	-	-	-	-	-	-	-	-	11	-
Netherlands Anti-Doping Authority	ADAN	9	-	-	-	-	-	-	-	-	-	-	-	9	-
National Anti-Doping Agency of Tunisia	ANAD	3	-	-	6	-	-	-	-	-	-	-	-	9	-
Antidoping Switzerland	ADCH	4	-	-	5	-	-	-	-	-	-	-	-	9	-
Belarus National Anti-Doping Agency	BNADA	6	-	-	2	-	-	-	-	-	1	-	-	9	-
Czech Anti-Doping Committee	CADC	8	-	-	1	-	-	-	-	-	-	-	-	9	-
Bolivian Sports Organization	ODEBO	8	-	-	-	-	-	-	-	-	-	-	-	8	-
Finnish Center for Integrity in Sports/Finnish Anti-Doping Agency	FINCIS/FINADA	8	-	-	-	-	-	-	-	-	-	-	-	8	-
Canadian Centre for Ethics in Sport	CCES	7	-	-	1	-	-	-	-	-	-	-	-	8	-
Turkish Anti Doping Commission	TADC	7	-	-	-	-	-	-	-	-	-	-	-	7	-
Israeli NADO	ISR-NADO	-	-	-	7	-	-	-	-	-	-	-	-	7	-
US Anti-Doping Agency	USADA	-	-	-	6	-	-	-	-	-	-	-	-	6	-
NADO Flanders	NADOF	6	-	-	-	-	-	-	-	-	-	-	-	6	-
Doping Control Agency of Thailand	DCAT	5	-	-	-	-	-	-	-	-	-	-	-	5	-
Australian Sports Anti-Doping Authority	ASADA	5	-	-	-	-	-	-	-	-	-	-	-	5	-
Peru National Anti-Doping Commission	CONAD PERU	-	-	-	4	-	-	-	-	-	-	-	-	4	-
South American Sports Organization	ODESUR	4	-	-	-	-	-	-	-	-	-	-	-	4	-
Brunei Darussalam Anti-Doping Committee	BDADC BRUNEI	-	-	-	3	-	-	-	-	-	-	-	-	3	-
Anti-Doping Paraguay	PAR-NADO	-	-	-	2	-	-	-	-	-	-	-	-	2	-
Mexican National Anti-Doping Committee	MEX-NADO	2	-	-	-	-	-	-	-	-	-	-	-	2	-
Anti-Doping Agency of Serbia	ADAS	2	-	-	-	-	-	-	-	-	-	-	-	2	-
Egyptian National Anti-doping Organization	EGY-NADO	-	-	-	2	-	-	-	-	-	-	-	-	2	-
Qatar Antidoping Commission	QADC	2	-	-	-	-	-	-	-	-	-	-	-	2	-
Others in China	China-Others	-	-	-	1	-	-	-	-	-	-	-	-	1	-
		<b>862</b>	<b>-</b>	<b>5</b>	<b>643</b>	<b>-</b>	<b>1</b>	<b>3</b>	<b>-</b>	<b>-</b>	<b>21</b>	<b>-</b>	<b>-</b>	<b>1529</b>	

**Table 35: ASOIF Sport - Field Hockey**

Testing Authority (TA)	ADAMS Code	Urine						Blood						Total Samples	% AAF
		IC			OOB			IC			OOB				
		Samples	ATF	AAF	Samples	ATF	AAF	Samples	ATF	AAF	Samples	ATF	AAF		
International Hockey Federation	FIH	194	-	3	66	-	-	20	-	-	-	-	-	280	1.1%
National Anti Doping Agency -India	IND-NADO	16	-	-	140	-	1	-	-	-	-	-	-	156	0.6%
German National Anti-Doping Agency	NADA	16	-	-	85	-	-	-	-	-	16	-	-	117	-
Japan Anti-Doping Agency	JADA	74	-	-	-	-	-	-	-	-	-	-	-	74	-
Doping Control Agency of Thailand	DCAT	8	-	-	65	-	-	-	-	-	-	-	-	73	-
Common Community Commission (Brussels)	COCOM	42	-	-	10	-	-	6	-	-	-	-	-	58	-
China Anti-Doping Agency	CHINADA	49	-	-	-	-	-	4	-	-	-	-	-	53	-
Italian National Anti-Doping Agency	NADO ITALIA	28	-	1	20	-	-	4	-	-	-	-	-	52	1.9%
Drug Free Sport New Zealand	DFSNZ	12	-	-	39	-	-	-	-	-	-	-	-	51	-
NADO Flanders	NADOF	48	-	-	-	-	-	-	-	-	-	-	-	48	-
Australian Sports Anti-Doping Authority	ASADA	26	-	-	22	-	-	-	-	-	-	-	-	48	-
French Community of Belgium NADO	BEL-CFWB	42	-	1	-	-	-	-	-	-	-	-	-	42	2.4%
Korea Anti-Doping Agency	KADA	19	-	-	22	-	-	-	-	-	-	-	-	41	-
Netherlands Anti-Doping Authority	ADAN	40	-	-	-	-	-	-	-	-	-	-	-	40	-
Spain National Anti-Doping Agency	ESP-NADO	12	-	-	25	-	-	1	-	-	-	-	-	38	-
US Anti-Doping Agency	USADA	-	-	-	34	-	-	-	-	-	2	-	-	36	-
Canadian Centre for Ethics in Sport	CCES	-	-	-	32	-	-	-	-	-	-	-	-	32	-
Polish Anti-Doping Agency	POLADA	12	-	-	13	-	-	-	-	-	4	-	-	29	-
South East Asian Games Federation	SEAGF	23	-	-	-	-	-	-	-	-	-	-	-	23	-
Egyptian National Anti-doping Organization	EGY-NADO	-	-	-	22	-	-	-	-	-	-	-	-	22	-
Russian National Anti-Doping Organization	RUSADA	12	-	-	6	-	1	-	-	-	-	-	-	18	5.6%
Portugal Anti-Doping Agency	ADoP	16	-	-	-	-	-	-	-	-	-	-	-	16	-
Anti-Doping Agency of Malaysia	ADAMAS	4	-	-	11	-	-	-	-	-	-	-	-	15	-
CHN-Provincial Sports Bureau in China	CHN-PSB	-	-	-	14	-	-	-	-	-	-	-	-	14	-
National Anti-Doping Commission of Argentina	ARG-NADO	4	-	-	9	-	-	-	-	-	-	-	-	13	-
Anti-Doping Agency of Kenya	ADAK	-	-	-	12	-	-	-	-	-	-	-	-	12	-
Malaysian Hockey Confederation	MAS-HOC	10	-	-	-	-	-	-	-	-	-	-	-	10	-
Romanian National Anti-Doping Agency	ANAD-Romania	6	-	-	3	-	-	1	-	-	-	-	-	10	-
UK Anti-Doping	UKAD	-	-	-	9	-	-	-	-	-	-	-	-	9	-
Czech Anti-Doping Committee	CADC	8	-	-	-	-	-	-	-	-	-	-	-	8	-
Turkish Anti Doping Commission	TADC	8	-	-	-	-	-	-	-	-	-	-	-	8	-
Anti-Doping Singapore	ADS	-	-	-	8	-	-	-	-	-	-	-	-	8	-
Central American Sports Organization	ORDECA	8	-	-	-	-	-	-	-	-	-	-	-	8	-
South African Institute for Drug-Free Sport	SAIDS	4	-	1	-	-	-	-	-	-	-	-	-	4	25.0%
Swedish Sports Confederation	RF	4	-	-	-	-	-	-	-	-	-	-	-	4	-
Caribbean RADO	CAR-RADO	1	-	-	2	-	-	-	-	-	-	-	-	3	-
Anti-Doping Agency of Serbia	ADAS	2	-	-	-	-	-	-	-	-	-	-	-	2	-
South American RADO	RADO-SAM	-	-	-	1	-	-	-	-	-	-	-	-	1	-
		<b>748</b>	<b>-</b>	<b>6</b>	<b>670</b>	<b>-</b>	<b>2</b>	<b>36</b>	<b>-</b>	<b>-</b>	<b>22</b>	<b>-</b>	<b>-</b>	<b>1476</b>	

2017 Anti-Doping Testing Figures  
Samples Analyzed and Reported by Accredited Laboratories in ADAMS

Table 36: ASOIF Sport - Football

Testing Authority (TA)	ADAMS Code	Urine						Blood						Total Samples	% AAF
		IC			OOC			IC			OOC				
		Samples	ATF	AAF	Samples	ATF	AAF	Samples	ATF	AAF	Samples	ATF	AAF		
UK Anti-Doping	UKAD	1397	2	10	2384	-	13	16	-	-	398	-	-	4195	0.5%
Braslian Authority on Anti-Doping Control	ABCD	3823	-	10	315	-	-	-	-	-	20	-	-	4158	0.2%
Italian National Anti-Doping Agency	NADO ITALIA	2722	-	4	493	-	-	158	-	-	66	-	-	3439	0.1%
Union of European Football Associations	UEFA	1768	-	7	490	-	-	77	-	-	287	-	-	2622	0.3%
German National Anti-Doping Agency	NADA	1402	-	2	486	-	1	158	-	-	83	-	-	2129	0.1%
South American Football Confederation	CONMEBOL	1525	-	11	145	-	-	-	-	-	-	-	-	1670	0.7%
International Federation of Football Associations	FIFA	799	-	4	176	1	1	121	-	-	175	-	-	1271	0.4%
Turkish Anti Doping Commission	TADC	1063	-	1	108	-	-	-	-	-	-	-	-	1171	0.1%
Brazilian Football Confederation	BRA-CBF	1167	-	14	-	-	-	-	-	-	-	-	-	1167	1.2%
Portugal Anti-Doping Agency	ADoP	486	-	2	586	-	1	-	-	-	-	-	-	1072	0.3%
National Anti-Doping Commission of Argentina	ARG-NADO	753	1	3	27	1	-	-	-	-	-	-	-	780	0.4%
Equatorian Football Federation	FEF	690	1	4	-	-	-	-	-	-	-	-	-	690	0.6%
French Anti-Doping Agency	AFLD-NADO	160	-	2	378	-	1	5	-	-	84	-	-	627	0.5%
Spain National Anti-Doping Agency	ESP-NADO	331	-	2	227	-	-	-	-	-	58	-	-	616	0.3%
Japan Anti-Doping Agency	JADA	516	-	-	94	-	-	-	-	-	-	-	-	610	-
Anti-Doping Paraguay	PAR-NADO	497	2	2	1	-	-	-	-	-	-	-	-	498	0.4%
Mexican Football Federation	MEX-FO	482	-	16	-	-	-	-	-	-	-	-	-	482	3.3%
Saudi Arabian Antidoping Committee	KSA-NADO	341	-	1	119	-	-	-	-	-	-	-	-	460	0.2%
Colombian NADO	COL-NADO	422	-	5	13	-	-	-	-	-	3	-	-	458	1.1%
Chilean National Anti-Doping Commission	CHI-NADO	425	-	4	-	-	-	-	-	-	-	-	-	425	0.9%
I.R Iran National Anti-Doping Organization	IRI-NADO	368	-	8	16	-	-	-	-	-	-	-	-	384	2.1%
African Football Confederation	CAF	363	1	-	-	-	-	-	-	-	-	-	-	363	-
Asian Football Confederation	AFC	280	2	-	79	-	-	-	-	-	-	-	-	359	-
Swedish Sports Confederation	RF	168	-	-	182	1	3	-	-	-	-	-	-	350	0.9%
Hellenic National Council for Combatting Doping	ESKAN	336	-	-	4	-	-	-	-	-	-	-	-	340	-
Korea Anti-Doping Agency	KADA	210	-	-	106	-	1	12	-	-	-	-	-	328	0.3%
National Anti Doping Agency -India	IND-NADO	294	-	-	24	-	1	-	-	-	-	-	-	318	0.3%
Australian Sports Anti-Doping Authority	ASADA	71	-	-	211	-	-	-	-	-	19	-	-	301	-
Peru National Anti-Doping Commission	CONAD PERU	278	1	-	10	-	-	-	-	-	-	-	-	288	-
Doping Control Agency of Thailand	DCAT	168	-	1	100	-	-	-	-	-	-	-	-	268	0.4%
NADO Flanders	NADOF	131	-	2	134	-	-	-	-	-	1	-	-	266	0.8%
United Arab Emirates National Anti-doping Committee	UAE-NADO	227	-	-	1	-	-	-	-	-	-	-	-	228	-
National Anti-doping Center of Ukraine	NADC Ukraine	92	-	-	135	-	1	-	-	-	-	-	-	227	0.4%
CHN-National Federations in China	CHN-NF	109	-	2	112	-	1	-	-	-	-	-	-	221	1.4%
Polish Anti-Doping Agency	POLADA	142	-	-	52	-	-	-	-	-	22	-	-	216	-
National Anti-Doping Agency Austria GmbH	NADA Austria	42	-	2	132	-	-	-	-	-	40	-	-	214	0.9%
Anti-Doping Norway	ADNO	136	-	2	64	-	-	2	-	-	8	-	-	210	1.0%
Romanian National Anti-Doping Agency	ANAD-Romania	163	-	-	24	-	-	4	-	-	18	-	-	209	-
Netherlands Anti-Doping Authority	ADAN	160	-	-	44	-	-	-	-	-	-	-	-	204	-
Finnish Center for Integrity in Sports/Finnish Anti-Doping Agency	FINCIS/FINADA	65	-	-	88	-	-	4	-	-	14	-	-	171	-
Italian Ministry of Health Departement	CVD-Italia	170	-	2	-	-	-	-	-	-	-	-	-	170	1.2%
Antidoping Switzerland	ADCH	72	-	-	70	-	-	-	-	-	7	-	-	149	-
Malta Football Association	MLT-FOO	148	-	2	-	-	-	-	-	-	-	-	-	148	1.4%
Bolivian Football Federation	BOL-FB	148	-	-	-	-	-	-	-	-	-	-	-	148	-
French Community of Belgium NADO	BEL-CFWB	74	-	3	72	-	-	-	-	-	-	-	-	146	2.1%
Anti-Doping Denmark	ADD	54	-	-	73	-	-	-	-	-	18	-	-	145	-
China Anti-Doping Agency	CHINADA	99	-	1	35	-	-	10	-	-	1	-	-	145	0.7%
Russian National Anti-Doping Organization	RUSADA	45	-	-	76	-	-	-	-	-	-	-	-	121	-
Slovenian Antidoping Organization	SLOADO	103	-	-	-	-	-	-	-	-	-	-	-	103	-
Egyptian National Anti-doping Organization	EGY-NADO	98	-	1	-	-	-	-	-	-	-	-	-	98	1.0%
Croatian Institute for Toxicology and Anti-Doping	CITA	60	-	-	25	-	-	-	-	-	10	-	-	95	-
Drug Free Sport New Zealand	DFSNZ	47	-	1	46	-	-	-	-	-	-	-	-	93	1.1%
Turkish Football Federation	TUR-FB	88	-	-	2	1	-	-	-	-	-	-	-	90	-
Czech Anti-Doping Committee	CADC	61	-	-	12	-	-	-	-	-	4	-	-	77	-
Anti-Doping Agency of Kenya	ADAK	19	-	1	48	-	-	-	-	-	-	-	-	67	1.5%
Bulgarian Anti-doping Center	BUL-NADO	56	-	-	6	-	-	4	-	-	-	-	-	66	-
Qatar Antidoping Commission	QADC	62	-	2	2	-	-	-	-	-	-	-	-	64	3.1%
Common Community Commission (Brussels)	COCOM	48	-	-	6	-	-	-	-	-	5	-	-	59	-
Hungarian Anti-Doping Agency	HUNADO	24	-	-	23	-	-	-	-	-	11	-	-	58	-
Sport Ireland	SI	33	-	-	21	-	-	-	-	-	-	-	-	54	-
Israel Football Association	ISR-FB	52	-	1	1	-	-	-	-	-	1	-	-	54	1.9%
Cyprus Anti-Doping Authority	CYADA	51	-	-	-	-	-	-	-	-	-	-	-	51	-
Azerbaijan National Anti-Doping Agency	AMADA	28	-	-	16	-	-	-	-	-	5	-	-	49	-
Guatemala NADO	GUA-OAD	48	-	2	-	-	-	-	-	-	-	-	-	48	4.2%
South African Institute for Drug-Free Sport	SAIDS	46	-	1	-	-	-	-	-	-	-	-	-	46	2.2%
Anti-Doping Agency of Serbia	ADAS	36	-	-	-	-	-	2	-	-	-	-	-	38	-
Rio de Janeiro Football Federation	BRA-FFERJ	37	-	-	-	-	-	-	-	-	-	-	-	37	-
National Olympic and Sports Association of Iceland	ISL-NADO	8	-	-	28	-	-	-	-	-	-	-	-	36	-

**Table 36: ASOIF Sport - Football - continued**

Testing Authority (TA)	ADAMS Code	Urine						Blood						Total Samples	% AAF
		IC			OOC			IC			OOC				
		Samples	ATF	AAF	Samples	ATF	AAF	Samples	ATF	AAF	Samples	ATF	AAF		
Agency for Anti-Doping Control of Bosnia and Herzegovina	BIH-NADO	16	-	-	14	-	-	-	-	-	3	-	-	33	-
Confederation of North, Central America and Caribbean Association Football	CONCACAF	30	-	-	-	-	-	-	-	-	-	-	-	30	-
Algerian Football Federation	ALG-FOO	30	-	-	-	-	-	-	-	-	-	-	-	30	-
Uruguay Anti-Doping	URU-NADO	24	-	-	6	-	-	-	-	-	-	-	-	30	-
NADO-DG Eupen - Belgium	NADO-DG Eupen	11	-	-	18	-	-	-	-	-	-	-	-	29	-
Canadian Centre for Ethics in Sport	CCES	-	-	-	29	-	-	-	-	-	-	-	-	29	-
Malaysian Football Association	MAS-FB	28	-	-	-	-	-	-	-	-	-	-	-	28	-
Cuban National Anti-Doping Agency	CUB-NADO	-	-	-	26	-	-	-	-	-	-	-	-	26	-
The Islamic Solidarity Sports Federation	ISS Federation	26	-	-	-	-	-	-	-	-	-	-	-	26	-
National Anti-Doping Agency of Tunisia	ANAD	20	-	-	5	-	-	-	-	-	-	-	-	25	-
Bolivian Sports Organization	ODEBO	25	-	-	-	-	-	-	-	-	-	-	-	25	-
Costa Rica Football Federation	CRC-FOO	25	-	-	-	-	-	-	-	-	-	-	-	25	-
Hong Kong Football Association Limited	HKG-FB	24	-	-	-	-	-	-	-	-	-	-	-	24	-
US Anti-Doping Agency	USADA	-	-	-	22	-	-	-	-	-	1	-	-	23	-
San Marino Standing Committee on Anti-Doping	SMR-NADO	22	-	-	-	-	-	-	-	-	-	-	-	22	-
CHN-Provincial Sports Bureau in China	CHN-PSB	-	-	-	22	-	1	-	-	-	-	-	-	22	4.5%
Brunei Darussalam Anti-Doping Committee	BDADC BRUNEI	-	-	-	20	-	-	-	-	-	-	-	-	20	-
Central American Sports Organization	ORDECA	18	-	-	-	-	-	-	-	-	-	-	-	18	-
Olympic Council of Asia	OCA	16	-	-	-	-	-	1	-	-	-	-	-	17	-
Venezuela NADO	VEN-NADO	16	-	-	-	-	-	-	-	-	-	-	-	16	-
South East Asian Games Federation	SEAGF	12	-	-	-	-	-	-	-	-	-	-	-	12	-
Württemberg Football Association	GER-WurtFoot	12	-	1	-	-	-	-	-	-	-	-	-	12	8.3%
Luxembourg NADO	ALAD	9	-	1	2	-	-	-	-	-	-	-	-	11	9.1%
Anti-Doping Commission of Malta	MLT-NADO	10	-	-	1	-	1	-	-	-	-	-	-	11	9.1%
Lithuanian Anti-Doping Agency	LTU-NADO	9	-	-	1	-	-	-	-	-	-	-	-	10	-
National Anti-Doping Commission of Macedonia	MKD-NADO	4	-	-	6	-	-	-	-	-	-	-	-	10	-
Africa Zone II & III RADO	AFR-RADO-II-III	-	-	-	9	-	-	-	-	-	-	-	-	9	-
Estonian Anti-Doping Agency	EADA	8	-	-	-	-	-	-	-	-	-	-	-	8	-
International Committee for the Francophonie Games	CIJF	7	-	-	-	-	-	-	-	-	-	-	-	7	-
Oceania RADO	O-RADO	1	-	-	6	-	-	-	-	-	-	-	-	7	-
World Anti-Doping Agency	WADA-AMA	3	-	-	-	-	-	3	-	-	-	-	-	6	-
Caribbean RADO	CAR-RADO	1	-	-	5	-	-	-	-	-	-	-	-	6	-
Africa Zone I RADO	AFR-RADO-I	-	-	-	5	-	-	-	-	-	-	-	-	5	-
South Asia RADO	S-ASIA-RADO	-	-	-	4	-	-	-	-	-	-	-	-	4	-
Eastern Europe RADO	E-EUR-RADO	-	-	-	4	-	-	-	-	-	-	-	-	4	-
Ethiopian Anti doping Organization	ETH-NADO	-	-	-	4	-	-	-	-	-	-	-	-	4	-
Anti-Doping Commission, Chinese Taipei Olympic Committee	CTADA	-	-	-	4	-	-	-	-	-	-	-	-	4	-
Estonian Football Association	EST - FB	4	-	-	-	-	-	-	-	-	-	-	-	4	-
Monaco Anti-Doping Committee	CMA Monaco	-	-	-	3	-	-	-	-	-	-	-	-	3	-
Central American RADO	RADO-CAM	-	-	-	3	-	-	-	-	-	-	-	-	3	-
Jamaica Anti-Doping Commission	JADCO	-	-	-	3	-	-	-	-	-	-	-	-	3	-
Africa Zone V RADO	AFR-RADO-V	-	-	-	2	-	-	-	-	-	-	-	-	2	-
Africa Zone VI RADO	AFR-RADO-VI	-	-	-	2	-	-	-	-	-	-	-	-	2	-
Anti-Doping department of State Sports Medicine Centre	LAT-NADO	2	-	-	-	-	-	-	-	-	-	-	-	2	-
Andorra National Anti-Doping Commission	AGAD	-	-	-	2	-	-	-	-	-	-	-	-	2	-
Hong Kong Anti-Doping Committee	HKG-ADC	-	-	-	2	-	-	-	-	-	-	-	-	2	-
Anti-Doping Singapore	ADS	-	-	-	2	-	-	-	-	-	-	-	-	2	-
Jordan Anti-doping Organization	JADO	-	-	-	2	-	-	-	-	-	-	-	-	2	-
CHN-Colleges or Schools in China	CHN-COS	1	-	-	-	-	-	-	-	-	-	-	-	1	-
Oman Anti-Doping Committee	OADC	1	-	-	-	-	-	-	-	-	-	-	-	1	-
Mexican National Anti-Doping Committee	MEX-NADO	1	-	1	-	-	-	-	-	-	-	-	-	1	100.0%
		<b>26803</b>	<b>10</b>	<b>141</b>	<b>8356</b>	<b>4</b>	<b>26</b>	<b>597</b>	<b>-</b>	<b>-</b>	<b>1362</b>	<b>-</b>	<b>-</b>	<b>37118</b>	



**Table 37: ASOIF Sport - Golf**

Testing Authority (TA)	ADAMS Code	Urine						Blood						Total Samples	% AAF
		IC Samples	ATF	AAF	OOO Samples	ATF	AAF	IC Samples	ATF	AAF	OOO Samples	ATF	AAF		
Japan Anti-Doping Agency	JADA	36	-	-	9	-	-	-	-	-	-	-	-	45	-
Portugal Anti-Doping Agency	ADoP	36	-	1	-	-	-	-	-	-	-	-	-	36	2.8%
German National Anti-Doping Agency	NADA	22	-	1	8	-	-	-	-	-	1	-	-	31	3.2%
Spain National Anti-Doping Agency	ESP-NADO	23	-	-	6	-	-	-	-	-	-	-	-	29	-
International Golf Federation	IGF	20	2	-	6	-	-	-	-	-	-	-	-	26	-
Italian National Anti-Doping Agency	NADO ITALIA	19	-	-	-	-	-	-	-	-	-	-	-	19	-
South African Institute for Drug-Free Sport	SAIDS	17	-	-	-	-	-	-	-	-	-	-	-	17	-
Anti-Doping Norway	ADNO	9	-	-	6	-	-	-	-	-	1	-	-	16	-
Netherlands Anti-Doping Authority	ADAN	12	-	-	4	-	-	-	-	-	-	-	-	16	-
China Anti-Doping Agency	CHINADA	14	-	-	-	-	-	1	-	-	-	-	-	15	-
Korea Anti-Doping Agency	KADA	13	-	-	-	-	-	-	-	-	-	-	-	13	-
Ladies Professional Golfers' Association of Japan	JPN-LPGA	11	-	-	-	-	-	-	-	-	-	-	-	11	-
Doping Control Agency of Thailand	DCAT	4	-	-	7	-	-	-	-	-	-	-	-	11	-
Japan Golf Association	JPN-GO	10	-	-	-	-	-	-	-	-	-	-	-	10	-
Czech Anti-Doping Committee	CADC	8	-	-	-	-	-	-	-	-	-	-	-	8	-
Canadian Centre for Ethics in Sport	CCES	4	-	1	3	-	-	-	-	-	-	-	-	7	14.3%
South East Asian Games Federation	SEAGF	7	-	-	-	-	-	-	-	-	-	-	-	7	-
Finnish Center for Integrity in Sports/Finnish Anti-Doping Agency	FINCIS/FINADA	4	-	-	2	-	-	-	-	-	-	-	-	6	-
NADO Flanders	NADOF	6	-	-	-	-	-	-	-	-	-	-	-	6	-
Swedish Sports Confederation	RF	5	-	-	1	-	-	-	-	-	-	-	-	6	-
Professional Golf Tour of India	IND-PGTI	6	-	-	-	-	-	-	-	-	-	-	-	6	-
Australian Sports Anti-Doping Authority	ASADA	6	-	-	-	-	-	-	-	-	-	-	-	6	-
Anti-Doping Denmark	ADD	4	-	-	-	-	-	1	-	-	-	-	-	5	-
National Olympic and Sports Association of Iceland	ISL-NADO	5	-	-	-	-	-	-	-	-	-	-	-	5	-
Brunei Darussalam Anti-Doping Committee	BDADC BRUNEI	-	-	-	4	-	-	-	-	-	-	-	-	4	-
Colombian NADO	COL-NADO	4	-	-	-	-	-	-	-	-	-	-	-	4	-
Oceania RADO	O-RADO	4	-	1	-	-	-	-	-	-	-	-	-	4	25.0%
Bolivian Sports Organization	ODEBO	4	-	-	-	-	-	-	-	-	-	-	-	4	-
French Anti-Doping Agency	AFLD-NADO	-	-	-	2	-	-	-	-	-	1	-	-	3	-
Central American Sports Organization	ORDECA	3	-	-	-	-	-	-	-	-	-	-	-	3	-
Turkish Anti Doping Commission	TADC	2	-	-	-	-	-	-	-	-	-	-	-	2	-
Kazakhstan National Anti-Doping Centre	KAZ-NADO	-	-	-	2	-	-	-	-	-	-	-	-	2	-
National Anti Doping Agency -India	IND-NADO	-	-	-	2	-	-	-	-	-	-	-	-	2	-
Anti-Doping Agency of Serbia	ADAS	2	-	-	-	-	-	-	-	-	-	-	-	2	-
Hong Kong Anti-Doping Committee	HKG-ADC	-	-	-	1	-	-	-	-	-	-	-	-	1	-
CHN-Provincial Sports Bureau in China	CHN-PSB	-	-	-	1	-	-	-	-	-	-	-	-	1	-
		<b>320</b>	<b>2</b>	<b>4</b>	<b>64</b>	<b>-</b>	<b>-</b>	<b>2</b>	<b>-</b>	<b>-</b>	<b>3</b>	<b>-</b>	<b>-</b>	<b>389</b>	

**Table 38: ASOIF Sport - Gymnastics**

Testing Authority (TA)	ADAMS Code	Urine						Blood						Total Samples	% AAF
		IC			OOC			IC			OOC				
		Samples	ATF	AAF	Samples	ATF	AAF	Samples	ATF	AAF	Samples	ATF	AAF		
International Gymnastics Federation	FIG	329	-	4	46	-	-	7	-	-	6	-	-	388	1.0%
German National Anti-Doping Agency	NADA	21	-	-	147	-	-	6	-	-	15	-	-	189	-
China Anti-Doping Agency	CHINADA	100	-	-	3	-	-	6	-	-	3	-	-	112	-
US Anti-Doping Agency	USADA	38	-	3	69	-	-	-	-	-	3	-	-	110	2.7%
Romanian National Anti-Doping Agency	ANAD-Romania	44	-	-	39	-	-	2	-	-	8	-	-	93	-
Netherlands Anti-Doping Authority	ADAN	18	-	-	60	-	-	-	-	-	-	-	-	78	-
Italian National Anti-Doping Agency	NADO ITALIA	35	-	-	32	-	-	4	-	-	6	-	-	77	-
Russian National Anti-Doping Organization	RUSADA	-	-	-	70	-	-	-	-	-	-	-	-	70	-
Japan Anti-Doping Agency	JADA	34	-	-	32	-	-	-	-	-	1	-	-	67	-
Australian Sports Anti-Doping Authority	ASADA	30	-	1	30	-	-	-	-	-	3	-	-	63	1.6%
Antidoping Switzerland	ADCH	8	-	-	46	-	-	-	-	-	-	-	-	54	-
Finnish Center for Integrity in Sports/Finnish Anti-Doping Agency	FINCIS/FINADA	17	-	-	25	-	-	-	-	-	5	-	-	47	-
CHN-National Federations in China	CHN-NF	-	-	-	46	-	-	-	-	-	-	-	-	46	-
International World Games Association	IWGA	35	-	-	-	-	-	7	-	-	-	-	-	42	-
Hungarian Anti-Doping Agency	HUNADO	12	-	-	29	-	-	-	-	-	-	-	-	41	-
Korea Anti-Doping Agency	KADA	24	-	-	17	-	-	-	-	-	-	-	-	41	-
UK Anti-Doping	UKAD	-	-	-	29	-	-	-	-	-	8	-	-	37	-
National Anti Doping Agency -India	IND-NADO	1	-	-	35	-	-	-	-	-	-	-	-	36	-
Portugal Anti-Doping Agency	ADoP	34	-	-	1	-	-	-	-	-	-	-	-	35	-
Canadian Centre for Ethics in Sport	CCES	27	-	-	7	-	-	-	-	-	-	-	-	34	-
Polish Anti-Doping Agency	POLADA	30	-	-	-	-	-	3	-	-	-	-	-	33	-
Bulgarian Anti-doping Center	BUL-NADO	6	-	-	26	-	-	-	-	-	-	-	-	32	-
French Anti-Doping Agency	AFLD-NADO	7	-	-	23	-	-	-	-	-	1	-	-	31	-
CHN-Provincial Sports Bureau in China	CHN-PSB	-	-	-	25	-	-	-	-	-	-	-	-	25	-
Croatian Institute for Toxicology and Anti-Doping	CITA	-	-	-	21	-	-	-	-	-	3	-	-	24	-
Spain National Anti-Doping Agency	ESP-NADO	22	-	-	-	-	-	-	-	-	-	-	-	22	-
South East Asian Games Federation	SEAGF	21	-	-	-	-	-	-	-	-	-	-	-	21	-
Cuban National Anti-Doping Agency	CUB-NADO	-	-	-	20	-	-	-	-	-	-	-	-	20	-
Doping Control Agency of Thailand	DCAT	7	-	-	13	-	-	-	-	-	-	-	-	20	-
Czech Anti-Doping Committee	CADC	15	-	-	4	-	-	-	-	-	-	-	-	19	-
Asian Gymnastics Federation	AGF	19	-	2	-	-	-	-	-	-	-	-	-	19	10.5%
Israeli NADO	ISR-NADO	-	-	-	18	-	-	-	-	-	-	-	-	18	-
CHN-Military Sport Department in China	CHN-MSD	-	-	-	18	-	-	-	-	-	-	-	-	18	-
Anti-Doping Agency of Malaysia	ADAMAS	-	-	-	17	-	-	-	-	-	-	-	-	17	-
Azerbaijan National Anti-Doping Agency	AMADA	6	-	-	8	-	-	-	-	-	3	-	-	17	-
Kazakhstan National Anti-Doping Centre	KAZ-NADO	5	-	-	9	-	-	-	-	-	-	-	-	14	-
NADO Flanders	NADOF	12	-	1	-	-	-	-	-	-	-	-	-	12	8.3%
National Anti-doping Center of Ukraine	NADC Ukraine	-	-	-	12	-	2	-	-	-	-	-	-	12	16.7%
Bolivian Sports Organization	ODEBO	11	-	-	-	-	-	-	-	-	-	-	-	11	-
Anti-Doping Norway	ADNO	5	-	-	3	-	-	-	-	-	1	-	-	9	-
Hellenic National Council for Combatting Doping	ESKAN	-	-	-	9	-	-	-	-	-	-	-	-	9	-
Turkish Anti Doping Commission	TADC	8	-	-	-	-	-	-	-	-	-	-	-	8	-
Belarus National Anti-Doping Agency	BNADA	-	-	-	6	-	-	-	-	-	2	-	-	8	-
Colombian NADO	COL-NADO	8	-	1	-	-	-	-	-	-	-	-	-	8	12.5%
National Anti-Doping Agency Austria GmbH	NADA Austria	-	-	-	7	-	-	-	-	-	-	-	-	7	-
French Community of Belgium NADO	BEL-CFWB	6	-	-	-	-	-	-	-	-	-	-	-	6	-
Drug Free Sport New Zealand	DFSNZ	4	-	-	2	-	-	-	-	-	-	-	-	6	-
Anti-Doping Commission, Chinese Taipei Olympic Committee	CTADA	-	-	-	6	-	-	-	-	-	-	-	-	6	-
Peru National Anti-Doping Commission	CONAD PERU	-	-	-	6	-	-	-	-	-	-	-	-	6	-
Monaco Anti-Doping Committee	CMA Monaco	-	-	-	5	-	-	-	-	-	1	-	-	6	-
Saudi Arabian Antidoping Committee	KSA-NADO	-	-	-	5	-	-	-	-	-	-	-	-	5	-
Brasilian Authority on Anti-Doping Control	ABCD	-	-	-	4	-	-	-	-	-	-	-	-	4	-
Anti-Doping Agency of Serbia	ADAS	4	-	-	-	-	-	-	-	-	-	-	-	4	-
Egyptian National Anti-doping Organization	EGY-NADO	-	-	-	4	-	-	-	-	-	-	-	-	4	-
The Islamic Solidarity Sports Federation	ISS Federation	4	-	-	-	-	-	-	-	-	-	-	-	4	-
European Olympic Committees	EOC	4	-	-	-	-	-	-	-	-	-	-	-	4	-
Chilean National Anti-Doping Commission	CHI-NADO	-	-	-	3	-	-	-	-	-	-	-	-	3	-
Sport Ireland	SI	-	-	-	2	-	-	-	-	-	1	-	-	3	-
Slovak Anti-Doping Agency	SADA	-	-	-	3	-	-	-	-	-	-	-	-	3	-
Swedish Sports Confederation	RF	-	-	-	3	-	-	-	-	-	-	-	-	3	-
South East Asia RADO	SE-ASIA-RADO	-	-	-	2	-	-	-	-	-	-	-	-	2	-
South American Sports Organization	ODESUR	2	-	-	-	-	-	-	-	-	-	-	-	2	-
Anti-Doping Denmark	ADD	-	-	-	2	-	-	-	-	-	-	-	-	2	-
Hong Kong Anti-Doping Committee	HKG-ADC	-	-	-	2	-	-	-	-	-	-	-	-	2	-
Mongolian National Anti-Doping Organization	MGL-NADO	2	-	-	-	-	-	-	-	-	-	-	-	2	-
Qatar Antidoping Commission	QADC	-	-	-	2	-	-	-	-	-	-	-	-	2	-
Eastern Europe RADO	E-EUR-RADO	-	-	-	2	-	-	-	-	-	-	-	-	2	-
CHN-Colleges or Schools in China	CHN-COS	2	-	-	-	-	-	-	-	-	-	-	-	2	-

**Table 38: ASOIF Sport - Gymnastics - continued**

Testing Authority (TA)	ADAMS Code	Urine						Blood						Total Samples	% AAF
		IC			OOC			IC			OOC				
		Samples	ATF	AAF	Samples	ATF	AAF	Samples	ATF	AAF	Samples	ATF	AAF		
Georgian Anti-Doping Agency	GEO-NADO	-	-	-	2	-	-	-	-	-	-	-	-	2	-
Vietnam Anti-Doping & Sports Medicine Agency	VADA	-	-	-	2	-	1	-	-	-	-	-	-	2	50.0%
National Antidoping Agency of the Republic of Moldova	NADO Moldova	-	-	-	2	-	-	-	-	-	-	-	-	2	-
Anti-Doping Singapore	ADS	-	-	-	2	-	-	-	-	-	-	-	-	2	-
Uruguay Anti-Doping	URU-NADO	-	-	-	1	-	-	-	-	-	-	-	-	1	-
National Anti-Doping Commission of Argentina	ARG-NADO	-	-	-	1	-	-	-	-	-	-	-	-	1	-
		<b>1017</b>	-	<b>12</b>	<b>1065</b>	-	<b>3</b>	<b>35</b>	-	-	<b>70</b>	-	-	<b>2187</b>	

**Table 39: ASOIF Sport - Handball**

Testing Authority (TA)	ADAMS Code	Urine						Blood						Total Samples	% AAF
		IC Samples	ATF	AAF	OOB Samples	ATF	AAF	IC Samples	ATF	AAF	OOB Samples	ATF	AAF		
International Handball Federation	IHF	284	-	2	60	-	-	-	-	-	-	-	344	0.6%	
German National Anti-Doping Agency	NADA	156	-	-	130	-	1	-	-	-	39	-	325	0.3%	
French Anti-Doping Agency	AFLD-NADO	50	-	-	170	-	-	5	-	-	27	-	252	-	
Swedish Sports Confederation	RF	88	-	-	126	-	-	-	-	-	-	-	214	-	
European Handball Federation	EUR-HAND	194	-	4	12	-	-	-	-	-	-	-	206	1.9%	
Polish Anti-Doping Agency	POLADA	91	-	2	48	-	-	-	-	-	13	-	152	1.3%	
Romanian National Anti-Doping Agency	ANAD-Romania	50	-	-	81	1	-	-	-	-	21	-	152	-	
Italian National Anti-Doping Agency	NADO ITALIA	109	-	1	17	-	-	12	-	-	-	-	138	0.7%	
Anti-Doping Norway	ADNO	49	-	-	60	-	-	-	-	-	7	-	116	-	
Portugal Anti-Doping Agency	AdoP	11	-	-	85	-	-	-	-	-	-	-	96	-	
Finnish Center for Integrity in Sports/Finnish Anti-Doping Agency	FINCIS/FINADA	38	-	-	49	-	-	2	-	-	3	-	92	-	
Croatian Institute for Toxicology and Anti-Doping	CITA	60	-	-	20	-	-	-	-	-	9	-	89	-	
Japan Anti-Doping Agency	JADA	89	-	-	-	-	-	-	-	-	-	-	89	-	
Anti-Doping Denmark	ADD	49	-	-	33	-	-	-	-	-	6	-	88	-	
Hungarian Anti-Doping Agency	HUNADO	24	-	-	55	-	-	-	-	-	8	-	87	-	
National Anti-Doping Agency Austria GmbH	NADA Austria	4	-	-	60	-	-	-	-	-	12	-	76	-	
Qatar Antidoping Commission	QADC	55	-	1	18	-	-	-	-	-	-	-	73	1.4%	
Saudi Arabian Antidoping Committee	KSA-NADO	51	-	1	5	-	-	-	-	-	-	-	56	1.8%	
Korea Anti-Doping Agency	KADA	26	-	-	28	-	-	-	-	-	-	-	54	-	
Spain National Anti-Doping Agency	ESP-NADO	51	-	-	-	-	-	-	-	-	-	-	51	-	
China Anti-Doping Agency	CHINADA	48	-	-	-	-	-	2	-	-	-	-	50	-	
Turkish Anti Doping Commission	TADC	41	-	-	8	-	-	-	-	-	-	-	49	-	
Czech Anti-Doping Committee	CADC	36	-	-	8	-	-	-	-	-	-	-	44	-	
Italian Ministry of Health Departement	CVD-Italia	42	-	-	-	-	-	-	-	-	-	-	42	-	
Egyptian National Anti-doping Organization	EGY-NADO	-	-	-	38	-	-	-	-	-	-	-	38	-	
US Anti-Doping Agency	USADA	12	-	-	23	-	-	-	-	-	-	-	35	-	
Chilean National Anti-Doping Commission	CHI-NADO	8	-	-	25	-	-	-	-	-	-	-	33	-	
Russian National Anti-Doping Organization	RUSADA	-	-	-	33	-	-	-	-	-	-	-	33	-	
Doping Control Agency of Thailand	DCAT	28	-	-	-	-	-	-	-	-	-	-	28	-	
Netherlands Anti-Doping Authority	ADAN	28	-	-	-	-	-	-	-	-	-	-	28	-	
The Islamic Solidarity Sports Federation	ISS Federation	27	-	1	-	-	-	-	-	-	-	-	27	3.7%	
Anti-Doping Agency of Serbia	ADAS	24	-	-	-	-	-	-	-	-	-	-	24	-	
Israeli NADO	ISR-NADO	23	-	1	-	-	-	-	-	-	-	-	23	4.3%	
I.R Iran National Anti-Doping Organization	IRI-NADO	20	-	4	-	-	-	-	-	-	-	-	20	20.0%	
National Anti Doping Agency -India	IND-NADO	2	-	-	17	-	-	-	-	-	-	-	19	-	
Agency for Anti-Doping Control of Bosnia and Herzegovina	BIH-NADO	2	-	-	14	-	-	-	-	-	2	-	18	-	
Antidoping Switzerland	ADCH	16	-	-	1	-	1	-	-	-	1	-	18	5.6%	
Hellenic National Council for Combatting Doping	ESKAN	16	-	-	-	-	-	-	-	-	-	-	16	-	
Brasilian Authority on Anti-Doping Control	ABCD	16	-	3	-	-	-	-	-	-	-	-	16	18.8%	
National Anti-Doping Commission of Macedonia	MKD-NADO	10	-	-	5	-	-	-	-	-	-	-	15	-	
Peru National Anti-Doping Commission	CONAD PERU	-	-	-	15	-	-	-	-	-	-	-	15	-	
NADO Flanders	NADOF	12	-	-	-	-	-	-	-	-	-	-	12	-	
French Community of Belgium NADO	BEL-CFWB	12	-	-	-	-	-	-	-	-	-	-	12	-	
National Olympic and Sports Association of Iceland	ISL-NADO	7	-	-	4	-	-	-	-	-	-	-	11	-	
Africa Zone I RADO	AFR-RADO-I	8	-	-	2	-	-	-	-	-	-	-	10	-	
National Anti-Doping Agency of Tunisia	ANAD	10	-	-	-	-	-	-	-	-	-	-	10	-	
International World Games Association	IWGA	8	-	-	-	-	-	2	-	-	-	-	10	-	
Luxembourg NADO	ALAD	9	-	-	-	-	-	-	-	-	-	-	9	-	
Central American Sports Organization	ORDECA	8	-	-	-	-	-	-	-	-	-	-	8	-	
European Olympic Committees	EOC	8	-	-	-	-	-	-	-	-	-	-	8	-	
Cyprus Anti-Doping Authority	CYADA	8	-	-	-	-	-	-	-	-	-	-	8	-	
Azerbaijan National Anti-Doping Agency	AMADA	-	-	-	6	-	2	-	-	-	1	-	7	28.6%	
CHN-Provincial Sports Bureau in China	CHN-PSB	-	-	-	6	-	-	-	-	-	-	-	6	-	
Eastern Europe RADO	E-EUR-RADO	-	-	-	6	-	-	-	-	-	-	-	6	-	
Anti-Doping Agency of Kenya	ADAK	-	-	-	5	-	-	-	-	-	-	-	5	-	
Africa Zone II & III RADO	AFR-RADO-II-III	-	-	-	5	-	-	-	-	-	-	-	5	-	
Bolivian Sports Organization	ODEBO	5	-	-	-	-	-	-	-	-	-	-	5	-	
Slovak Anti-Doping Agency	SADA	4	-	-	-	-	-	-	-	-	-	-	4	-	
Estonian Anti-Doping Agency	EADA	4	-	-	-	-	-	-	-	-	-	-	4	-	
Slovenian Antidoping Organization	SLOADO	4	-	-	-	-	-	-	-	-	-	-	4	-	
Anti-Doping Commission of Malta	MLT-NADO	4	-	-	-	-	-	-	-	-	-	-	4	-	
Africa Zone VI RADO	AFR-RADO-VI	4	-	-	-	-	-	-	-	-	-	-	4	-	
Uruguay Anti-Doping	URU-NADO	-	-	-	2	-	-	-	-	-	-	-	2	-	
CHN-National Federations in China	CHN-NF	-	-	-	2	-	-	-	-	-	-	-	2	-	
Anti-Doping Commission, Chinese Taipei Olympic Committee	CTADA	-	-	-	2	-	-	-	-	-	-	-	2	-	
Canadian Centre for Ethics in Sport	CCES	1	-	-	1	-	-	-	-	-	-	-	2	-	
Cuban National Anti-Doping Agency	CUB-NADO	-	-	-	1	-	-	-	-	-	-	-	1	-	
Kuwait Anti-Doping Committee	KUW-NADO	-	-	-	1	-	-	-	-	-	-	-	1	-	
CHN-Colleges or Schools in China	CHN-COS	1	-	-	-	-	-	-	-	-	-	-	1	-	
Hong Kong Anti-Doping Committee	HKG-ADC	-	-	-	1	-	-	-	-	-	-	-	1	-	
		<b>2045</b>	<b>-</b>	<b>20</b>	<b>1288</b>	<b>1</b>	<b>4</b>	<b>23</b>	<b>-</b>	<b>-</b>	<b>149</b>	<b>-</b>	<b>3505</b>		

Table 40: ASOIF Sport - Judo

Testing Authority (TA)	ADAMS Code	Urine						Blood						Total Samples	% AAF
		IC			OOO			IC			OOO				
		Samples	ATF	AAF	Samples	ATF	AAF	Samples	ATF	AAF	Samples	ATF	AAF		
International Judo Federation	IJF	948	2	9	-	-	-	-	-	-	-	-	-	948	0.9%
China Anti-Doping Agency	CHINADA	129	-	2	168	-	-	6	-	-	30	-	-	333	0.6%
Japan Anti-Doping Agency	JADA	137	-	-	89	-	-	-	-	-	-	-	-	226	-
German National Anti-Doping Agency	NADA	38	-	1	113	-	-	4	-	-	16	-	-	171	0.6%
Brasilian Authority on Anti-Doping Control	ABCD	57	-	2	66	-	-	-	-	-	38	-	-	161	1.2%
Russian National Anti-Doping Organization	RUSADA	18	-	-	111	-	-	-	-	-	3	-	-	132	-
US Anti-Doping Agency	USADA	30	-	2	63	-	-	-	-	-	6	-	-	99	2.0%
Polish Anti-Doping Agency	POLADA	26	-	-	60	-	-	-	-	-	9	-	-	95	-
Romanian National Anti-Doping Agency	ANAD-Romania	8	-	-	68	-	1	-	-	-	14	-	-	90	1.1%
CHN-Provincial Sports Bureau in China	CHN-PSB	-	-	-	84	-	-	-	-	-	-	-	-	84	-
Turkish Anti Doping Commission	TADC	37	-	-	35	-	-	-	-	-	-	-	-	72	-
French Anti-Doping Agency	AFLD-NADO	-	-	-	59	-	-	-	-	-	4	-	-	63	-
Italian National Anti-Doping Agency	NADO ITALIA	14	-	-	42	-	-	-	-	-	2	-	-	58	-
Antidoping Switzerland	ADCH	28	-	-	28	-	-	-	-	-	-	-	-	56	-
Hungarian Anti-Doping Agency	HUNADO	17	-	2	35	-	-	-	-	-	-	-	-	52	3.8%
Israeli NADO	ISR-NADO	9	-	-	37	-	-	-	-	-	-	-	-	46	-
Australian Sports Anti-Doping Authority	ASADA	25	-	1	15	-	-	-	-	-	1	-	-	41	2.4%
Judo Union of Asia	JUA	41	-	1	-	-	-	-	-	-	-	-	-	41	2.4%
Netherlands Anti-Doping Authority	ADAN	14	-	1	27	-	-	-	-	-	-	-	-	41	2.4%
Chilean National Anti-Doping Commission	CHI-NADO	21	-	1	20	-	-	-	-	-	-	-	-	41	2.4%
European Judo Union	EJU	38	-	3	-	-	-	-	-	-	-	-	-	38	7.9%
Bulgarian Anti-doping Center	BUL-NADO	15	-	2	21	-	-	-	-	-	1	-	-	37	5.4%
Spain National Anti-Doping Agency	ESP-NADO	-	-	-	29	-	-	-	-	-	8	-	-	37	-
Azerbaijan National Anti-Doping Agency	AMADA	22	-	1	10	-	-	-	-	-	4	-	-	36	2.8%
Agency for Anti-Doping Control of Bosnia and Herzegovina	BIH-NADO	10	-	-	22	-	-	-	-	-	4	-	-	36	-
NADO Flanders	NADOF	30	-	1	6	-	-	-	-	-	-	-	-	36	2.8%
Canadian Centre for Ethics in Sport	CCES	10	-	1	22	-	1	-	-	-	3	-	-	35	5.7%
Korea Anti-Doping Agency	KADA	32	-	-	2	-	-	-	-	-	-	-	-	34	-
National Anti-Doping Agency Austria GmbH	NADA Austria	-	-	-	30	-	-	-	-	-	2	-	-	32	-
Cuban National Anti-Doping Agency	CUB-NADO	-	-	-	31	-	-	-	-	-	-	-	-	31	-
I.R Iran National Anti-Doping Organization	IRI-NADO	13	-	3	18	-	5	-	-	-	-	-	-	31	25.8%
Czech Anti-Doping Committee	CADC	19	-	-	8	-	-	-	-	-	2	-	-	29	-
Egyptian National Anti-doping Organization	EGY-NADO	15	1	1	13	-	-	-	-	-	-	-	-	28	3.6%
Mongolian National Anti-Doping Organization	MGL-NADO	-	-	-	27	-	-	-	-	-	-	-	-	27	-
Italian Ministry of Health Departement	CVD-Italia	27	-	-	-	-	-	-	-	-	-	-	-	27	-
Anti-Doping Norway	ADNO	8	-	-	16	-	-	-	-	-	1	-	-	25	-
Doping Control Agency of Thailand	DCAT	20	-	1	5	-	-	-	-	-	-	-	-	25	4.0%
French Community of Belgium NADO	BEL-CFWB	6	-	-	12	-	-	-	-	-	6	-	-	24	-
UK Anti-Doping	UKAD	-	-	-	19	-	-	-	-	-	5	-	-	24	-
Croatian Institute for Toxicology and Anti-Doping	CITA	11	-	-	10	-	-	-	-	-	2	-	-	23	-
The Islamic Solidarity Sports Federation	ISS Federation	20	-	-	-	-	-	3	-	-	-	-	-	23	-
CHN-Military Sport Department in China	CHN-MSD	-	-	-	22	-	1	-	-	-	-	-	-	22	4.5%
Macao Judo Association	MJA	21	-	1	-	-	-	-	-	-	-	-	-	21	4.8%
Belarus National Anti-Doping Agency	BNADA	-	-	-	18	-	-	-	-	-	2	-	-	20	-
South East Asian Games Federation	SEAGF	20	-	-	-	-	-	-	-	-	-	-	-	20	-
Finnish Center for Integrity in Sports/Finnish Anti-Doping Agency	FINCIS/FINADA	10	-	-	8	-	-	-	-	-	1	-	-	19	-
Anti-Doping Agency of Serbia	ADAS	10	-	2	7	-	-	-	-	-	2	-	-	19	10.5%
National Anti-Doping Agency of Tunisia	ANAD	11	-	-	8	-	-	-	-	-	-	-	-	19	-
Anti-Doping Denmark	ADD	4	-	-	12	-	-	-	-	-	1	-	-	17	-
Georgian Anti-Doping Agency	GEO-NADO	7	-	-	8	-	-	-	-	-	2	-	-	17	-
National Anti Doping Agency -India	IND-NADO	-	-	-	16	-	2	-	-	-	-	-	-	16	12.5%
National Anti-Doping Commission of Argentina	ARG-NADO	14	-	-	2	-	-	-	-	-	-	-	-	16	-
Africa Zone II & III RADO	AFR-RADO-II-III	-	-	-	15	-	-	-	-	-	-	-	-	15	-
Africa Zone I RADO	AFR-RADO-I	4	-	1	10	-	-	-	-	-	-	-	-	14	7.1%
International Committee for the Francophonie Games	CIJF	14	-	-	-	-	-	-	-	-	-	-	-	14	-
Kazakhstan National Anti-Doping Centre	KAZ-NADO	-	-	-	14	-	-	-	-	-	-	-	-	14	-
Monaco Anti-Doping Committee	CMA Monaco	3	-	-	8	-	-	-	-	-	2	-	-	13	-
Peru National Anti-Doping Commission	CONAD PERU	7	-	-	6	-	-	-	-	-	-	-	-	13	-
Swedish Sports Confederation	RF	4	-	-	8	-	-	-	-	-	-	-	-	12	-
Central American Sports Organization	ORDECA	8	-	-	4	-	-	-	-	-	-	-	-	12	-
Portugal Anti-Doping Agency	ADoP	8	-	-	3	-	-	-	-	-	-	-	-	11	-
European Olympic Committees	EOC	10	-	-	-	-	-	-	-	-	-	-	-	10	-
Saudi Arabian Antidoping Committee	KSA-NADO	-	-	-	9	-	1	-	-	-	-	-	-	9	11.1%
Common Community Commission (Brussels)	COCOM	-	-	-	9	-	-	-	-	-	-	-	-	9	-
Bolivian Sports Organization	ODEBO	8	-	-	-	-	-	1	-	-	-	-	-	9	-
Anti-Doping Commission, Chinese Taipei Olympic Committee	CTADA	-	-	-	8	-	-	-	-	-	-	-	-	8	-
Jordan Anti-doping Organization	JADO	-	-	-	8	-	-	-	-	-	-	-	-	8	-
Oceania RADO	O-RADO	4	-	-	2	-	-	-	-	-	-	-	-	6	-

**Table 40: ASOIF Sport - Judo - continued**

Testing Authority (TA)	ADAMS Code	Urine						Blood						Total Samples	% AAF
		IC			OOC			IC			OOC				
		Samples	ATF	AAF	Samples	ATF	AAF	Samples	ATF	AAF	Samples	ATF	AAF		
Colombian NADO	COL-NADO	-	-	-	6	-	-	-	-	-	-	-	-	6	-
Slovak Anti-Doping Agency	SADA	-	-	-	5	-	-	-	-	-	-	-	-	5	-
Armenian National Anti-Doping Organization	ARM-NADO	5	-	-	-	-	-	-	-	-	-	-	-	5	-
Estonian Anti-Doping Agency	EADA	-	-	-	5	-	-	-	-	-	-	-	-	5	-
Ecuador NADO	ECU-NADO	5	-	2	-	-	-	-	-	-	-	-	-	5	40.0%
Anti-Doping Organization of New Caledonia	OADNC	5	-	-	-	-	-	-	-	-	-	-	-	5	-
Uruguay Anti-Doping	URU-NADO	-	-	-	4	-	-	-	-	-	-	-	-	4	-
Cyprus Anti-Doping Authority	CYADA	4	-	-	-	-	-	-	-	-	-	-	-	4	-
Slovenian Antidoping Organization	SLOADO	4	-	-	-	-	-	-	-	-	-	-	-	4	-
Drug Free Sport New Zealand	DFSNZ	4	-	-	-	-	-	-	-	-	-	-	-	4	-
Hellenic National Council for Combatting Doping	ESKAN	4	-	-	-	-	-	-	-	-	-	-	-	4	-
Anti-Doping Singapore	ADS	-	-	-	4	-	-	-	-	-	-	-	-	4	-
South American Sports Organization	ODESUR	4	-	-	-	-	-	-	-	-	-	-	-	4	-
Cameroon Anti-Doping Organisation	OCALUDS	-	-	-	3	-	-	-	-	-	-	-	-	3	-
San Marino Standing Committee on Anti-Doping	SMR-NADO	2	-	-	1	-	-	-	-	-	-	-	-	3	-
National Olympic and Sports Association of Iceland	ISL-NADO	-	-	-	3	-	1	-	-	-	-	-	-	3	33.3%
Central Asia RADO	RADOCA-RADO	-	-	-	3	-	-	-	-	-	-	-	-	3	-
Africa Zone VI RADO	AFR-RADO-VI	-	-	-	3	-	-	-	-	-	-	-	-	3	-
Vietnam Anti-Doping & Sports Medicine Agency	VADA	-	-	-	2	-	-	-	-	-	-	-	-	2	-
Indian Ocean RADO	IND-OCE-RADO	-	-	-	2	-	-	-	-	-	-	-	-	2	-
Nicaragua Anti-doping Organization	NCA-NADO	-	-	-	2	-	-	-	-	-	-	-	-	2	-
International Workers Sports Confederation	CSIT	2	-	-	-	-	-	-	-	-	-	-	-	2	-
Andorra National Anti-Doping Commission	AGAD	-	-	-	2	-	-	-	-	-	-	-	-	2	-
West Asia RADO	W-ASIA-RADO	-	-	-	2	-	-	-	-	-	-	-	-	2	-
Luxembourg NADO	ALAD	-	-	-	2	-	-	-	-	-	-	-	-	2	-
South East Asia RADO	SE-ASIA-RADO	-	-	-	2	-	-	-	-	-	-	-	-	2	-
Commonwealth Games Federation	CGF	1	-	-	-	-	-	-	-	-	-	-	-	1	-
Lembaga Anti-Doping Indonesia	LADI	-	-	-	1	-	-	-	-	-	-	-	-	1	-
Hong Kong Anti-Doping Committee	HKG-ADC	-	-	-	1	-	-	-	-	-	-	-	-	1	-
Anti-Doping department of State Sports Medicine Centre	LAT-NADO	-	-	-	1	-	-	-	-	-	-	-	-	1	-
Eastern Europe RADO	E-EUR-RADO	-	-	-	1	-	-	-	-	-	-	-	-	1	-
Caribbean RADO	CAR-RADO	-	-	-	1	-	-	-	-	-	-	-	-	1	-
South Asia RADO	S-ASIA-RADO	-	-	-	1	-	-	-	-	-	-	-	-	1	-
		<b>2100</b>	<b>3</b>	<b>41</b>	<b>1683</b>	<b>-</b>	<b>12</b>	<b>14</b>	<b>-</b>	<b>-</b>	<b>171</b>	<b>-</b>	<b>-</b>	<b>3968</b>	

**Table 41: ASOIF Sport - Modern Pentathlon**

Testing Authority (TA)	ADAMS Code	Urine						Blood						Total Samples	% AAF
		IC			OOC			IC			OOC				
		Samples	ATF	AAF	Samples	ATF	AAF	Samples	ATF	AAF	Samples	ATF	AAF		
International Modern Pentathlon Union	UIPM	145	1	1	37	-	-	-	-	-	-	-	-	182	0.5%
China Anti-Doping Agency	CHINADA	48	-	-	11	-	-	2	-	-	-	-	-	61	-
German National Anti-Doping Agency	NADA	8	-	-	41	-	-	-	-	-	6	-	-	55	-
Russian National Anti-Doping Organization	RUSADA	8	-	1	35	-	-	-	-	-	-	-	-	43	2.3%
Polish Anti-Doping Agency	POLADA	14	-	-	26	-	-	-	-	-	2	-	-	42	-
Hungarian Anti-Doping Agency	HUNADO	4	-	-	27	-	-	-	-	-	-	-	-	31	-
Italian National Anti-Doping Agency	NADO ITALIA	18	-	-	8	-	-	-	-	-	3	-	-	29	-
Spain National Anti-Doping Agency	ESP-NADO	24	-	-	-	-	-	-	-	-	-	-	-	24	-
Cuban National Anti-Doping Agency	CUB-NADO	7	-	-	13	-	-	-	-	-	-	-	-	20	-
Korea Anti-Doping Agency	KADA	15	-	-	1	-	-	-	-	-	-	-	-	16	-
French Anti-Doping Agency	AFLD-NADO	-	-	-	9	-	-	-	-	-	5	-	-	14	-
Turkish Anti Doping Commission	TADC	12	-	-	-	-	-	-	-	-	-	-	-	12	-
Sport Ireland	SI	-	-	-	6	-	-	-	-	-	2	-	-	8	-
Australian Sports Anti-Doping Authority	ASADA	-	-	-	4	-	-	-	-	-	4	-	-	8	-
Finnish Center for Integrity in Sports/Finnish Anti-Doping Agency	FINCIS/FINADA	5	-	-	-	-	-	2	-	-	-	-	-	7	-
CHN-Military Sport Department in China	CHN-MSD	-	-	-	7	-	-	-	-	-	-	-	-	7	-
Japan Anti-Doping Agency	JADA	6	-	-	-	-	-	-	-	-	-	-	-	6	-
Czech Anti-Doping Committee	CADC	3	-	-	2	-	-	-	-	-	-	-	-	5	-
CHN-Provincial Sports Bureau in China	CHN-PSB	-	-	-	5	-	-	-	-	-	-	-	-	5	-
Canadian Centre for Ethics in Sport	CCES	4	-	-	-	-	-	-	-	-	-	-	-	4	-
Olympic Council of Asia	OCA	1	-	-	-	-	-	1	-	-	-	-	-	2	-
US Anti-Doping Agency	USADA	-	-	-	2	-	-	-	-	-	-	-	-	2	-
National Anti-Doping Agency Austria GmbH	NADA Austria	-	-	-	2	-	-	-	-	-	-	-	-	2	-
National Anti-doping Center of Ukraine	NADC Ukraine	1	-	-	-	-	-	-	-	-	-	-	-	1	-
Egyptian National Anti-doping Organization	EGY-NADO	-	-	-	1	-	-	-	-	-	-	-	-	1	-
Anti-Doping department of State Sports Medicine Centre	LAT-NADO	-	-	-	1	-	-	-	-	-	-	-	-	1	-
		<b>323</b>	<b>1</b>	<b>2</b>	<b>238</b>	<b>-</b>	<b>-</b>	<b>5</b>	<b>-</b>	<b>-</b>	<b>22</b>	<b>-</b>	<b>-</b>	<b>588</b>	

**Table 42: ASOIF Sport - Rowing**

Testing Authority (TA)	ADAMS Code	Urine						Blood						Total Samples	% AAF
		IC Samples	ATF	AAF	OOB Samples	ATF	AAF	IC Samples	ATF	AAF	OOB Samples	ATF	AAF		
China Anti-Doping Agency	CHINADA	235	-	-	349	-	2	50	-	-	62	-	-	696	0.3%
German National Anti-Doping Agency	NADA	69	-	-	401	-	-	30	-	-	95	-	-	595	-
International Rowing Federation	FISA	141	-	2	153	-	1	-	-	-	68	-	-	362	0.8%
Russian National Anti-Doping Organization	RUSADA	26	-	-	122	-	2	-	-	-	28	-	-	176	1.1%
Polish Anti-Doping Agency	POLADA	54	-	2	97	-	-	-	-	-	20	-	-	171	1.2%
Spain National Anti-Doping Agency	ESP-NADO	61	-	2	96	-	-	1	-	-	9	-	-	167	1.2%
Drug Free Sport New Zealand	DFS NZ	22	-	-	106	-	-	-	-	-	6	-	-	134	-
Romanian National Anti-Doping Agency	ANAD-Romania	15	-	-	107	-	-	-	-	-	10	-	-	132	-
Netherlands Anti-Doping Authority	ADAN	41	-	-	91	-	-	-	-	-	-	-	-	132	-
Italian National Anti-Doping Agency	NADO ITALIA	41	-	-	66	-	1	-	-	-	13	-	-	120	0.8%
CHN-Provincial Sports Bureau in China	CHN-PSB	-	-	-	113	-	1	-	-	-	-	-	-	113	0.9%
Basque Anti-Doping Agency	ESP-Vasco	52	-	-	42	-	-	-	-	-	-	-	-	94	-
CHN-National Federations in China	CHN-NF	54	-	-	39	-	-	-	-	-	-	-	-	93	-
Australian Sports Anti-Doping Authority	ASADA	30	-	-	54	-	-	-	-	-	9	-	-	93	-
Canadian Centre for Ethics in Sport	CCEES	17	-	-	47	-	-	-	-	-	11	-	-	75	-
Anti-Doping Denmark	ADD	27	-	-	44	-	-	-	-	-	3	-	-	74	-
US Anti-Doping Agency	USADA	42	-	1	23	-	-	-	-	-	2	-	-	67	1.5%
Italian Ministry of Health Department	CVD-Italia	66	-	1	-	-	-	-	-	-	-	-	-	66	1.5%
Czech Anti-Doping Committee	CADC	43	-	1	15	-	1	-	-	-	4	-	-	62	3.2%
Braslian Authority on Anti-Doping Control	ABCD	17	-	2	15	-	-	15	-	-	15	-	-	62	3.2%
Chilean National Anti-Doping Commission	CHI-NADO	13	-	-	44	-	-	-	-	-	-	-	-	57	-
UK Anti-Doping	UKAD	16	-	-	34	-	-	-	-	-	7	-	-	57	-
National Anti-Doping Agency Austria GmbH	NADA Austria	12	-	-	37	-	-	-	-	-	5	-	-	54	-
Japan Anti-Doping Agency	JADA	50	-	-	3	-	-	-	-	-	-	-	-	53	-
National Anti Doping Agency -India	IND-NADO	6	-	-	42	-	-	-	-	-	-	-	-	48	-
Korea Anti-Doping Agency	KADA	36	-	-	7	-	-	2	-	-	-	-	-	45	-
French Anti-Doping Agency	AFLD-NADO	14	-	-	23	-	-	-	-	-	2	-	-	39	-
Sport Ireland	SI	4	-	-	25	-	-	-	-	-	10	-	-	39	-
Kazakhstan National Anti-Doping Centre	KAZ-NADO	20	-	-	18	-	-	-	-	-	-	-	-	38	-
Anti-Doping Norway	ADNO	8	-	-	24	-	-	-	-	-	3	-	-	35	-
Swedish Sports Confederation	RF	15	-	-	19	-	-	-	-	-	-	-	-	34	-
Bulgarian Anti-doping Center	BUL-NADO	12	-	-	18	-	-	-	-	-	2	-	-	32	-
Finnish Center for Integrity in Sports/Finnish Anti-Doping Agency	FINCIS/FINADA	9	-	-	16	-	-	1	-	-	2	-	-	28	-
Belarus National Anti-Doping Agency	BNADA	-	-	-	23	-	1	-	-	-	3	-	-	26	3.8%
Hungarian Anti-Doping Agency	HUNADO	15	-	-	5	-	-	-	-	-	4	-	-	24	-
South African Institute for Drug-Free Sport	SAIDS	-	-	-	23	-	-	-	-	-	-	-	-	23	-
Cuban National Anti-Doping Agency	CUB-NADO	12	-	-	9	-	-	-	-	-	-	-	-	21	-
Antidoping Switzerland	ADCH	-	-	-	18	-	-	-	-	-	1	-	-	19	-
Association of Rowing Clubs	ACT	3	-	-	16	-	-	-	-	-	-	-	-	19	-
Doping Control Agency of Thailand	DCAT	17	-	-	-	-	-	-	-	-	-	-	-	17	-
Anti-Doping Agency of Serbia	ADAS	10	-	-	4	-	-	-	-	-	2	-	-	16	-
Turkish Anti Doping Commission	TADC	14	-	-	2	-	-	-	-	-	-	-	-	16	-
Portugal Anti-Doping Agency	ADoP	9	-	-	6	-	-	-	-	-	-	-	-	15	-
Estonian Anti-Doping Agency	EADA	-	-	-	11	-	-	-	-	-	3	-	-	14	-
Hellenic National Council for Combatting Doping	ESKAN	14	-	-	-	-	-	-	-	-	-	-	-	14	-
Lithuanian Anti-Doping Agency	LTU-NADO	-	-	-	13	-	-	-	-	-	-	-	-	13	-
NADO Flanders	NADOF	12	-	-	-	-	-	-	-	-	-	-	-	12	-
Croatian Institute for Toxicology and Anti-Doping	CITA	-	-	-	10	-	-	-	-	-	2	-	-	12	-
International World Games Association	IWGA	10	-	1	-	-	-	1	-	-	-	-	-	11	9.1%
Anti-Doping Commission of Malta	MLT-NADO	9	-	-	-	-	-	-	-	-	-	-	-	9	-
Anti-Doping Paraguay	PAR-NADO	8	-	1	-	-	-	-	-	-	-	-	-	8	12.5%
Algerian National Anti-Doping Organization	ALG-NADO	8	-	-	-	-	-	-	-	-	-	-	-	8	-
National Anti-Doping Agency of Tunisia	ANAD	-	-	-	8	-	-	-	-	-	-	-	-	8	-
I.R Iran National Anti-Doping Organization	IRI-NADO	-	-	-	8	-	-	-	-	-	-	-	-	8	-
Hong Kong Anti-Doping Committee	HKG-ADC	-	-	-	8	-	-	-	-	-	-	-	-	8	-
National Anti-doping Center of Ukraine	NADC Ukraine	-	-	-	8	-	-	-	-	-	-	-	-	8	-
Central American Sports Organization	ORDECA	6	-	-	-	-	-	-	-	-	-	-	-	6	-
South American Sports Organization	ODESUR	6	-	-	-	-	-	-	-	-	-	-	-	6	-
Azerbaijan National Anti-Doping Agency	AMADA	2	-	-	3	-	-	-	-	-	1	-	-	6	-
Monaco Anti-Doping Committee	CMA Monaco	-	-	-	4	-	-	-	-	-	1	-	-	5	-
French Community of Belgium NADO	BEL-CFWB	5	-	1	-	-	-	-	-	-	-	-	-	5	20.0%
Bolivian Sports Organization	ODEBO	4	-	-	-	-	-	-	-	-	-	-	-	4	-
Anti-Doping department of State Sports Medicine Centre	LAT-NADO	-	-	-	3	-	-	-	-	-	-	-	-	3	-
Uruguay Anti-Doping	URU-NADO	-	-	-	2	-	-	-	-	-	-	-	-	2	-
South American RADO	RADO-SAM	-	-	-	2	-	-	-	-	-	-	-	-	2	-
National Antidoping Agency of the Republic of Moldova	NADO Moldova	-	-	-	2	-	-	-	-	-	-	-	-	2	-
Slovak Anti-Doping Agency	SADA	-	-	-	2	-	-	-	-	-	-	-	-	2	-
Anti-Doping Singapore	ADS	-	-	-	1	-	-	-	-	-	-	-	-	1	-
Israeli NADO	ISR-NADO	-	-	-	1	-	-	-	-	-	-	-	-	1	-
<b>Total</b>		<b>1432</b>	<b>-</b>	<b>14</b>	<b>2482</b>	<b>-</b>	<b>9</b>	<b>100</b>	<b>-</b>	<b>-</b>	<b>403</b>	<b>-</b>	<b>-</b>	<b>4417</b>	

**Table 43: ASOIF Sport - Rugby Union**

Testing Authority (TA)	ADAMS Code	Urine						Blood						Total Samples	% AAF
		IC			OOC			IC			OOC				
		Samples	ATF	AAF	Samples	ATF	AAF	Samples	ATF	AAF	Samples	ATF	AAF		
World Rugby	World Rugby	686	-	4	1391	-	4	1	-	-	364	-	-	2442	0.3%
French Anti-Doping Agency	AFLD-NADO	226	-	10	515	-	1	36	-	-	250	-	-	1027	1.1%
UK Anti-Doping	UKAD	136	-	10	615	1	5	-	-	-	76	-	-	827	1.8%
Drug Free Sport New Zealand	DFSNZ	99	-	2	252	-	-	-	-	-	42	-	-	393	0.5%
South African Institute for Drug-Free Sport	SAIDS	121	-	6	253	-	2	-	-	-	-	-	-	374	2.1%
Australian Sports Anti-Doping Authority	ASADA	113	-	1	140	-	-	-	-	-	84	-	-	337	0.3%
Italian National Anti-Doping Agency	NADO ITALIA	117	-	2	68	-	-	10	-	-	12	-	-	207	1.0%
Japan Anti-Doping Agency	JADA	177	-	-	18	-	-	-	-	-	-	-	-	195	-
Sport Ireland	SI	24	-	1	94	-	-	-	-	-	56	-	-	174	0.6%
National Anti-Doping Commission of Argentina	ARG-NADO	132	1	10	8	-	-	-	-	-	-	-	-	140	7.1%
Romanian National Anti-Doping Agency	ANAD-Romania	103	-	3	18	-	-	-	-	-	10	-	-	131	2.3%
Six Nations Rugby Limited	GBR-SNRL	130	-	5	-	-	-	-	-	-	-	-	-	130	3.8%
European Professional Club Rugby	EPCR	116	-	2	-	-	-	-	-	-	-	-	-	116	1.7%
Rugby Football Union	GBR-RFU	10	-	-	95	-	-	-	-	-	-	-	-	105	-
Polish Anti-Doping Agency	POLADA	42	-	1	41	-	-	-	-	-	10	-	-	93	1.1%
German National Anti-Doping Agency	NADA	28	-	-	49	-	-	-	-	-	11	-	-	88	-
Canadian Centre for Ethics in Sport	CCES	16	-	-	57	-	-	-	-	-	7	-	-	80	-
China Anti-Doping Agency	CHINADA	62	-	-	-	-	-	5	-	-	-	-	-	67	-
Netherlands Anti-Doping Authority	ADAN	41	-	3	16	-	1	-	-	-	-	-	-	57	7.0%
Australian Rugby Union	ARU	20	-	-	36	1	-	-	-	-	-	-	-	56	-
Swedish Sports Confederation	RF	26	-	-	27	-	3	-	-	-	-	-	-	53	5.7%
Spain National Anti-Doping Agency	ESP-NADO	12	-	-	30	-	-	2	-	-	4	-	-	48	-
Anti-Doping Denmark	ADD	20	-	-	25	-	-	-	-	-	-	-	-	45	-
Doping Control Agency of Thailand	DCAT	20	-	-	23	-	-	-	-	-	-	-	-	43	-
Korea Anti-Doping Agency	KADA	25	-	-	12	-	-	-	-	-	-	-	-	37	-
US Anti-Doping Agency	USADA	-	-	-	26	-	-	-	-	-	3	-	-	29	-
Hong Kong Anti-Doping Committee	HKG-ADC	4	-	-	24	-	-	-	-	-	1	-	-	29	-
Portugal Anti-Doping Agency	AdoP	25	-	1	-	-	-	-	-	-	-	-	-	25	4.0%
Czech Anti-Doping Committee	CADC	12	-	-	9	-	-	-	-	-	-	-	-	21	-
Georgian Anti-Doping Agency	GEO-NADO	20	-	-	-	-	-	-	-	-	-	-	-	20	-
Anti-Doping Agency of Kenya	ADAK	5	-	-	15	-	-	-	-	-	-	-	-	20	-
Italian Ministry of Health Departement	CVD-Italia	17	-	1	-	-	-	-	-	-	-	-	-	17	5.9%
Russian National Anti-Doping Organization	RUSADA	12	-	-	4	-	-	-	-	-	-	-	-	16	-
Anti-Doping Agency of Malaysia	ADAMAS	-	-	-	16	-	-	-	-	-	-	-	-	16	-
South East Asian Games Federation	SEAGF	14	-	-	-	-	-	-	-	-	-	-	-	14	-
CHN-Military Sport Department in China	CHN-MSD	-	-	-	14	-	-	-	-	-	-	-	-	14	-
Antidoping Switzerland	ADCH	14	-	-	-	-	-	-	-	-	-	-	-	14	-
Hungarian Anti-Doping Agency	HUNADO	-	-	-	12	-	-	-	-	-	-	-	-	12	-
Jamaica Anti-Doping Commission	JADCO	-	-	-	12	-	-	-	-	-	-	-	-	12	-
Colombian NADO	COL-NADO	11	-	-	1	-	-	-	-	-	-	-	-	12	-
Brasilian Authority on Anti-Doping Control	ABCD	11	-	-	-	-	-	-	-	-	-	-	-	11	-
Sri Lanka Anti Doping Agency	SRI-NADO	8	-	-	3	-	-	-	-	-	-	-	-	11	-
CHN-Provincial Sports Bureau in China	CHN-PSB	-	-	-	10	-	-	-	-	-	-	-	-	10	-
Bolivian Sports Organization	ODEBO	9	-	-	-	-	-	-	-	-	-	-	-	9	-
Uruguay Anti-Doping	URU-NADO	-	-	-	8	-	-	-	-	-	-	-	-	8	-
Central American Sports Organization	ORDECA	8	-	-	-	-	-	-	-	-	-	-	-	8	-
Oceania RADO	O-RADO	4	-	-	2	-	-	-	-	-	-	-	-	6	-
Commonwealth Games Federation	CGF	6	-	-	-	-	-	-	-	-	-	-	-	6	-
Anti-Doping Agency of Serbia	ADAS	4	-	-	-	-	-	1	-	-	-	-	-	5	-
Anti-Doping Singapore	ADS	-	-	-	5	-	-	-	-	-	-	-	-	5	-
National Anti-Doping Agency of Tunisia	ANAD	-	-	-	4	-	-	-	-	-	-	-	-	4	-
French Rugby Federation	FFR	-	-	-	4	-	-	-	-	-	-	-	-	4	-
Agency for Anti-Doping Control of Bosnia and Herzegovina	BIH-NADO	2	-	-	-	-	-	1	-	-	-	-	-	3	-
Andorra National Anti-Doping Commission	AGAD	-	-	-	2	-	-	-	-	-	-	-	-	2	-
Africa Zone VI RADO	AFR-RADO-VI	-	-	-	2	-	-	-	-	-	-	-	-	2	-
Africa Zone V RADO	AFR-RADO-V	-	-	-	1	-	-	-	-	-	-	-	-	1	-
		<b>2688</b>	<b>1</b>	<b>62</b>	<b>3957</b>	<b>2</b>	<b>16</b>	<b>56</b>	<b>-</b>	<b>-</b>	<b>930</b>	<b>-</b>	<b>-</b>	<b>7631</b>	



**Table 44: ASOIF Sport - Sailing**

Testing Authority (TA)	ADAMS Code	Urine						Blood						Total Samples	% AAF
		IC			OOC			IC			OOC				
		Samples	ATF	AAF	Samples	ATF	AAF	Samples	ATF	AAF	Samples	ATF	AAF		
World Sailing	WS	80	-	-	48	-	-	-	-	-	2	-	-	130	-
China Anti-Doping Agency	CHINADA	68	-	-	-	-	-	2	-	-	-	-	-	70	-
Japan Anti-Doping Agency	JADA	36	-	-	-	-	-	-	-	-	-	-	-	36	-
Portugal Anti-Doping Agency	ADoP	28	-	1	5	-	-	-	-	-	-	-	-	33	3.0%
German National Anti-Doping Agency	NADA	6	-	-	15	-	-	-	-	-	2	-	-	23	-
Doping Control Agency of Thailand	DCAT	2	-	-	15	-	-	-	-	-	-	-	-	17	-
Korea Anti-Doping Agency	KADA	13	-	-	3	-	-	-	-	-	-	-	-	16	-
Italian National Anti-Doping Agency	NADO ITALIA	12	-	-	3	-	-	-	-	-	-	-	-	15	-
Israeli NADO	ISR-NADO	-	-	-	14	-	-	-	-	-	-	-	-	14	-
Finnish Center for Integrity in Sports/Finnish Anti-Doping Agency	FINCIS/FINADA	9	-	-	4	-	-	-	-	-	1	-	-	14	-
NADO Flanders	NADOF	12	-	-	-	-	-	-	-	-	-	-	-	12	-
French Anti-Doping Agency	AFLD-NADO	-	-	-	8	-	-	-	-	-	4	-	-	12	-
Swedish Sports Confederation	RF	6	-	-	4	-	-	-	-	-	-	-	-	10	-
Croatian Institute for Toxicology and Anti-Doping	CITA	-	-	-	9	-	-	-	-	-	1	-	-	10	-
Romanian National Anti-Doping Agency	ANAD-Romania	10	-	-	-	-	-	-	-	-	-	-	-	10	-
Drug Free Sport New Zealand	DFSNZ	8	-	-	2	-	-	-	-	-	-	-	-	10	-
Anti-Doping Singapore	ADS	-	-	-	9	-	-	-	-	-	-	-	-	9	-
Netherlands Anti-Doping Authority	ADAN	-	-	-	9	-	-	-	-	-	-	-	-	9	-
Russian National Anti-Doping Organization	RUSADA	-	-	-	9	-	-	-	-	-	-	-	-	9	-
Cuban National Anti-Doping Agency	CUB-NADO	-	-	-	9	-	1	-	-	-	-	-	-	9	11.1%
US Anti-Doping Agency	USADA	-	-	-	9	-	-	-	-	-	-	-	-	9	-
Spain National Anti-Doping Agency	ESP-NADO	8	-	-	-	-	-	-	-	-	-	-	-	8	-
Polish Anti-Doping Agency	POLADA	8	-	-	-	-	-	-	-	-	-	-	-	8	-
Turkish Anti Doping Commission	TADC	8	-	-	-	-	-	-	-	-	-	-	-	8	-
National Anti-Doping Agency Austria GmbH	NADA Austria	-	-	-	8	-	-	-	-	-	-	-	-	8	-
Anti-Doping Norway	ADNO	5	-	-	1	-	-	1	-	-	-	-	-	7	-
South East Asian Games Federation	SEAGF	6	-	-	-	-	-	-	-	-	-	-	-	6	-
Czech Anti-Doping Committee	CADC	6	-	-	-	-	-	-	-	-	-	-	-	6	-
CHN-Military Sport Department in China	CHN-MSD	-	-	-	6	-	1	-	-	-	-	-	-	6	16.7%
Canadian Centre for Ethics in Sport	CCES	6	-	-	-	-	-	-	-	-	-	-	-	6	-
Hong Kong Anti-Doping Committee	HKG-ADC	-	-	-	5	-	-	-	-	-	-	-	-	5	-
Monaco Anti-Doping Committee	CMA Monaco	-	-	-	3	-	-	-	-	-	1	-	-	4	-
Estonian Anti-Doping Agency	EADA	-	-	-	3	-	-	-	-	-	-	-	-	3	-
CHN-Provincial Sports Bureau in China	CHN-PSB	-	-	-	3	-	-	-	-	-	-	-	-	3	-
Bolivian Sports Organization	ODEBO	3	-	-	-	-	-	-	-	-	-	-	-	3	-
Anti-Doping Agency of Serbia	ADAS	2	-	-	-	-	-	-	-	-	-	-	-	2	-
Peru National Anti-Doping Commission	CONAD PERU	-	-	-	2	-	-	-	-	-	-	-	-	2	-
Cyprus Anti-Doping Authority	CYADA	-	-	-	1	-	-	-	-	-	-	-	-	1	-
Anti-Doping Denmark	ADD	-	-	-	1	-	-	-	-	-	-	-	-	1	-
Hungarian Anti-Doping Agency	HUNADO	-	-	-	1	-	-	-	-	-	-	-	-	1	-
National Anti-Doping Commission of Argentina	ARG-NADO	-	-	-	1	-	-	-	-	-	-	-	-	1	-
Jordan Anti-doping Organization	JADO	-	-	-	1	-	-	-	-	-	-	-	-	1	-
		<b>342</b>	<b>-</b>	<b>1</b>	<b>211</b>	<b>-</b>	<b>2</b>	<b>3</b>	<b>-</b>	<b>-</b>	<b>11</b>	<b>-</b>	<b>-</b>	<b>567</b>	

**2017 Anti-Doping Testing Figures**  
**Samples Analyzed and Reported by Accredited Laboratories in ADAMS**

**Table 45: ASOIF Sport - Shooting**

Testing Authority (TA)	ADAMS Code	Urine						Blood						Total Samples	% AAF
		IC Samples	ATF	AAF	OOB Samples	ATF	AAF	IC Samples	ATF	AAF	OOB Samples	ATF	AAF		
International Shooting Sport Federation	ISSF	515	-	4	20	-	-	-	-	-	-	-	-	535	0.7%
China Anti-Doping Agency	CHINADA	143	-	-	-	-	-	-	-	-	-	-	-	143	-
Japan Anti-Doping Agency	JADA	59	-	-	-	-	-	-	-	-	-	-	-	59	-
German National Anti-Doping Agency	NADA	37	-	1	14	-	-	-	-	-	-	-	-	51	2.0%
Korea Anti-Doping Agency	KADA	28	-	-	20	-	-	-	-	-	-	-	-	48	-
Romanian National Anti-Doping Agency	ANAD-Romania	36	-	-	9	-	-	-	-	-	-	-	-	45	-
Doping Control Agency of Thailand	DCAT	22	-	-	23	-	-	-	-	-	-	-	-	45	-
Australian Sports Anti-Doping Authority	ASADA	30	-	-	13	-	-	-	-	-	-	-	-	43	-
Russian National Anti-Doping Organization	RUSADA	13	-	-	27	-	-	-	-	-	-	-	-	40	-
Italian National Anti-Doping Agency	NADO ITALIA	23	-	-	13	-	-	-	-	-	-	-	-	36	-
Portugal Anti-Doping Agency	ADoP	31	-	1	2	-	-	-	-	-	-	-	-	33	3.0%
Salvadorian Shooting Federation	ESA-SH	30	-	-	-	-	-	-	-	-	-	-	-	30	-
South East Asian Games Federation	SEAGF	29	-	-	-	-	-	-	-	-	-	-	-	29	-
CHN-National Federations in China	CHN-NF	26	-	-	-	-	-	-	-	-	-	-	-	26	-
I.R Iran National Anti-Doping Organization	IRI-NADO	21	-	1	-	-	-	-	-	-	-	-	-	21	4.8%
CHN-Military Sport Department in China	CHN-MSD	-	-	-	20	-	-	-	-	-	-	-	-	20	-
The Islamic Solidarity Sports Federation	ISS Federation	19	-	1	-	-	-	-	-	-	-	-	-	19	5.3%
Cuban National Anti-Doping Agency	CUB-NADO	-	-	-	18	-	1	-	-	-	-	-	-	18	5.6%
CHN-Provincial Sports Bureau in China	CHN-PSB	-	-	-	18	-	-	-	-	-	-	-	-	18	-
National Anti-Doping Agency Austria GmbH	NADA Austria	6	-	-	11	-	-	-	-	-	-	-	-	17	-
Spain National Anti-Doping Agency	ESP-NADO	16	-	-	-	-	-	-	-	-	-	-	-	16	-
Bulgarian Anti-doping Center	BUL-NADO	12	-	-	3	-	-	-	-	-	-	-	-	15	-
Anti-Doping Agency of Serbia	ADAS	15	-	-	-	-	-	-	-	-	-	-	-	15	-
US Anti-Doping Agency	USADA	-	-	-	14	-	-	-	-	-	-	-	-	14	-
Hungarian Anti-Doping Agency	HUNADO	8	-	-	5	-	-	-	-	-	-	-	-	13	-
Anti-Doping Commission, Chinese Taipei Olympic Committee	CTADA	-	-	-	12	-	-	-	-	-	-	-	-	12	-
Guatemala NADO	GUA-OAD	12	1	-	-	-	-	-	-	-	-	-	-	12	-
Czech Anti-Doping Committee	CADC	12	-	-	-	-	-	-	-	-	-	-	-	12	-
Croatian Institute for Toxicology and Anti-Doping	CITA	-	-	-	11	-	-	-	-	-	-	-	-	11	-
Polish Anti-Doping Agency	POLADA	10	-	1	-	-	-	-	-	-	-	-	-	10	10.0%
Anti-Doping Agency of Malaysia	ADAMAS	10	-	-	-	-	-	-	-	-	-	-	-	10	-
Netherlands Anti-Doping Authority	ADAN	9	-	-	-	-	-	-	-	-	-	-	-	9	-
Qatar Antidoping Commission	QADC	5	-	-	3	-	-	-	-	-	-	-	-	8	-
European Police Sport Union	USPE	8	-	-	-	-	-	-	-	-	-	-	-	8	-
Finnish Center for Integrity in Sports/Finnish Anti-Doping Agency	FINCIS/FINADA	8	-	1	-	-	-	-	-	-	-	-	-	8	12.5%
Anti-Doping Commission of Malta	MLT-NADO	2	-	-	6	-	-	-	-	-	-	-	-	8	-
Braslian Authority on Anti-Doping Control	ABCD	6	-	1	1	-	-	-	-	-	-	-	-	7	14.3%
Drug Free Sport New Zealand	DFSNZ	4	-	-	2	-	-	-	-	-	-	-	-	6	-
European Shooting Confederation	ESC	6	-	-	-	-	-	-	-	-	-	-	-	6	-
Swedish Sports Confederation	RF	5	-	-	-	-	-	-	-	-	-	-	-	5	-
Azerbaijan National Anti-Doping Agency	AMADA	5	-	-	-	-	-	-	-	-	-	-	-	5	-
Mongolian National Anti-Doping Organization	MGL-NADO	-	-	-	5	-	-	-	-	-	-	-	-	5	-
Turkish Anti Doping Commission	TADC	4	-	-	-	-	-	-	-	-	-	-	-	4	-
Slovak Anti-Doping Agency	SADA	-	-	-	4	-	-	-	-	-	-	-	-	4	-
San Marino Standing Committee on Anti-Doping	SMR-NADO	3	-	-	1	-	-	-	-	-	-	-	-	4	-
Bolivian Sports Organization	ODEBO	4	-	-	-	-	-	-	-	-	-	-	-	4	-
Vietnam Anti-Doping & Sports Medicine Agency	VADA	-	-	-	4	-	-	-	-	-	-	-	-	4	-
National Anti Doping Agency -India	IND-NADO	4	-	-	-	-	-	-	-	-	-	-	-	4	-
Colombian NADO	COL-NADO	4	-	-	-	-	-	-	-	-	-	-	-	4	-
Canadian Centre for Ethics in Sport	CCES	4	-	1	-	-	-	-	-	-	-	-	-	4	25.0%
Jordan Anti-doping Organization	JADO	-	-	-	3	-	-	-	-	-	-	-	-	3	-
French Anti-Doping Agency	AFLD-NADO	-	-	-	2	-	-	-	-	1	-	-	-	3	-
Chilean National Anti-Doping Commission	CHI-NADO	-	-	-	3	-	-	-	-	-	-	-	-	3	-
Egyptian National Anti-doping Organization	EGY-NADO	-	-	-	2	-	-	-	-	-	-	-	-	2	-
Peru National Anti-Doping Commission	CONAD PERU	-	-	-	1	-	-	-	-	-	-	-	-	1	-
Luxembourg NADO	ALAD	-	-	-	1	-	-	-	-	-	-	-	-	1	-
Ecuador NADO	ECU-NADO	1	-	-	-	-	-	-	-	-	-	-	-	1	-
Anti-Doping Norway	ADNO	1	-	-	-	-	-	-	-	-	-	-	-	1	-
CHN-Chinese Sport Event Organizing Committee	CHN-SEOC	1	-	-	-	-	-	-	-	-	-	-	-	1	-
Federacion Dominicana de Medicina del Deporte	FEDOMEDE	1	-	-	-	-	-	-	-	-	-	-	-	1	-
South Asia RADO	S-ASIA-RADO	-	-	-	1	-	-	-	-	-	-	-	-	1	-
<b>TOTAL</b>		<b>1248</b>	<b>1</b>	<b>12</b>	<b>292</b>	<b>-</b>	<b>1</b>	<b>-</b>	<b>-</b>	<b>-</b>	<b>1</b>	<b>-</b>	<b>-</b>	<b>1541</b>	

**Table 46: ASOIF Sport - Table Tennis**

Testing Authority (TA)	ADAMS Code	Urine						Blood						Total Samples	% AAF
		IC			OOB			IC			OOB				
		Samples	ATF	AAF	Samples	ATF	AAF	Samples	ATF	AAF	Samples	ATF	AAF		
International Table Tennis Federation	ITTF	63	-	-	78	-	-	1	-	-	5	-	-	147	-
Romanian National Anti-Doping Agency	ANAD-Romania	58	-	-	19	-	-	-	-	-	3	-	-	80	-
German National Anti-Doping Agency	NADA	20	-	-	33	-	-	-	-	-	6	-	-	59	-
China Anti-Doping Agency	CHINADA	46	-	-	1	-	-	2	-	-	1	-	-	50	-
Japan Anti-Doping Agency	JADA	29	-	-	20	-	-	-	-	-	-	-	-	49	-
Korea Anti-Doping Agency	KADA	19	-	-	14	-	-	-	-	-	-	-	-	33	-
Saudi Arabian Antidoping Committee	KSA-NADO	32	-	1	-	-	-	-	-	-	-	-	-	32	3.1%
Polish Anti-Doping Agency	POLADA	22	-	-	4	-	-	1	-	-	-	-	-	27	-
Italian National Anti-Doping Agency	NADO ITALIA	23	-	-	-	-	-	-	-	-	-	-	-	23	-
Australian Sports Anti-Doping Authority	ASADA	16	-	-	5	-	-	-	-	-	-	-	-	21	-
French Community of Belgium NADO	BEL-CFWB	20	-	-	-	-	-	-	-	-	-	-	-	20	-
Doping Control Agency of Thailand	DCAT	9	-	-	10	-	-	-	-	-	-	-	-	19	-
Czech Anti-Doping Committee	CADC	18	-	-	-	-	-	-	-	-	-	-	-	18	-
National Anti Doping Agency -India	IND-NADO	-	-	-	18	-	-	-	-	-	-	-	-	18	-
South East Asian Games Federation	SEAGF	16	-	-	-	-	-	-	-	-	-	-	-	16	-
Russian National Anti-Doping Organization	RUSADA	6	-	-	9	-	-	-	-	-	-	-	-	15	-
National Anti-Doping Agency Austria GmbH	NADA Austria	6	-	-	8	-	-	-	-	-	1	-	-	15	-
Anti-Doping Denmark	ADD	8	-	-	4	-	1	-	-	-	-	-	-	12	8.3%
Turkish Anti Doping Commission	TADC	10	-	-	2	-	-	-	-	-	-	-	-	12	-
Netherlands Anti-Doping Authority	ADAN	7	-	-	4	1	-	-	-	-	-	-	-	11	-
Anti-Doping Agency of Serbia	ADAS	10	-	-	-	-	-	-	-	-	-	-	-	10	-
CHN-Military Sport Department in China	CHN-MSD	-	-	-	10	-	-	-	-	-	-	-	-	10	-
Hungarian Anti-Doping Agency	HUNADO	9	-	-	1	-	-	-	-	-	-	-	-	10	-
US Anti-Doping Agency	USADA	6	-	-	3	-	-	-	-	-	-	-	-	9	-
Spain National Anti-Doping Agency	ESP-NADO	8	-	-	-	-	-	1	-	-	-	-	-	9	-
Colombian NADO	COL-NADO	8	-	1	-	-	-	-	-	-	-	-	-	8	12.5%
Anti-Doping Singapore	ADS	-	-	-	8	-	-	-	-	-	-	-	-	8	-
CHN-Provincial Sports Bureau in China	CHN-PSB	-	-	-	7	-	-	-	-	-	-	-	-	7	-
Hong Kong Anti-Doping Committee	HKG-ADC	-	-	-	6	-	-	-	-	-	-	-	-	6	-
Chilean National Anti-Doping Commission	CHI-NADO	-	-	-	6	-	-	-	-	-	-	-	-	6	-
Anti-Doping Norway	ADNO	4	-	-	1	-	-	-	-	-	1	-	-	6	-
I.R Iran National Anti-Doping Organization	IRI-NADO	-	-	-	6	-	-	-	-	-	-	-	-	6	-
NADO Flanders	NADOF	-	-	-	6	-	-	-	-	-	-	-	-	6	-
Cuban National Anti-Doping Agency	CUB-NADO	-	-	-	5	-	-	-	-	-	-	-	-	5	-
Bolivian Sports Organization	ODEBO	5	-	-	-	-	-	-	-	-	-	-	-	5	-
Luxembourg NADO	ALAD	-	-	-	4	-	-	-	-	-	1	-	-	5	-
Canadian Centre for Ethics in Sport	CCES	4	-	-	1	-	-	-	-	-	-	-	-	5	-
Venezuela NADO	VEN-NADO	4	-	-	-	-	-	-	-	-	-	-	-	4	-
Kazakhstan National Anti-Doping Centre	KAZ-NADO	-	-	-	4	-	-	-	-	-	-	-	-	4	-
South American Sports Organization	ODESUR	4	-	-	-	-	-	-	-	-	-	-	-	4	-
Central American Sports Organization	ORDECA	4	-	-	-	-	-	-	-	-	-	-	-	4	-
Finnish Center for Integrity in Sports/Finnish Anti-Doping Agency	FINCIS/FINADA	3	-	-	-	-	-	-	-	-	-	-	-	3	-
The Islamic Solidarity Sports Federation	ISS Federation	3	-	-	-	-	-	-	-	-	-	-	-	3	-
Monaco Anti-Doping Committee	CMA Monaco	-	-	-	3	-	-	-	-	-	-	-	-	3	-
Peru National Anti-Doping Commission	CONAD PERU	-	-	-	3	-	-	-	-	-	-	-	-	3	-
San Marino Standing Committee on Anti-Doping	SMR-NADO	2	-	-	1	-	-	-	-	-	-	-	-	3	-
International Committee for the Francophonie Games	CIJF	3	-	-	-	-	-	-	-	-	-	-	-	3	-
Qatar Antidoping Commission	QADC	2	-	-	-	-	-	-	-	-	-	-	-	2	-
Anti-Doping Paraguay	PAR-NADO	-	-	-	2	-	-	-	-	-	-	-	-	2	-
Commonwealth Games Federation	CGF	1	-	-	-	-	-	-	-	-	-	-	-	1	-
Swedish Sports Confederation	RF	-	-	-	1	-	-	-	-	-	-	-	-	1	-
Asean Para Sports Federation	APSF	1	-	-	-	-	-	-	-	-	-	-	-	1	-
CHN-Federation of University Sports of China	CHN-FUS	-	-	-	1	-	-	-	-	-	-	-	-	1	-
South American RADO	RADO-SAM	-	-	-	1	-	-	-	-	-	-	-	-	1	-
Oceania RADO	O-RADO	-	-	-	1	-	-	-	-	-	-	-	-	1	-
		<b>509</b>	<b>-</b>	<b>2</b>	<b>310</b>	<b>1</b>	<b>1</b>	<b>5</b>	<b>-</b>	<b>-</b>	<b>18</b>	<b>-</b>	<b>-</b>	<b>842</b>	

**Table 47: ASOIF Sport - Taekwondo**

Testing Authority (TA)	ADAMS Code	Urine						Blood						Total Samples	% AAF
		IC			OOC			IC			OOC				
		Samples	ATF	AAF	Samples	ATF	AAF	Samples	ATF	AAF	Samples	ATF	AAF		
World Taekwondo	WT	613	2	6	104	-	-	21	-	-	-	-	-	738	0.8%
China Anti-Doping Agency	CHNADA	58	-	-	24	-	-	6	-	-	3	-	-	91	-
National Anti Doping Agency -India	IND-NADO	54	1	1	11	-	-	-	-	-	-	-	-	65	1.5%
Turkish Anti Doping Commission	TADC	49	-	-	14	-	-	-	-	-	-	-	-	63	-
Doping Control Agency of Thailand	DCAT	41	-	1	15	-	-	-	-	-	-	-	-	56	1.8%
Chilean National Anti-Doping Commission	CHI-NADO	30	-	-	21	-	-	-	-	-	-	-	-	51	-
European Taekwondo Union	ETU-Taekw	50	-	-	-	-	-	-	-	-	-	-	-	50	-
Korea Anti-Doping Agency	KADA	25	-	-	20	-	-	-	-	-	-	-	-	45	-
I.R Iran National Anti-Doping Organization	IRI-NADO	12	-	-	32	-	1	-	-	-	-	-	-	44	2.3%
Canadian Centre for Ethics in Sport	CCES	10	-	-	28	-	-	-	-	-	1	-	-	39	-
Russian National Anti-Doping Organization	RUSADA	28	-	-	8	-	-	-	-	-	-	-	-	36	-
CHN-National Federations in China	CHN-NF	-	-	-	36	-	-	-	-	-	-	-	-	36	-
US Anti-Doping Agency	USADA	19	-	-	15	-	-	-	-	-	-	-	-	34	-
French Anti-Doping Agency	AFLD-NADO	6	-	-	16	-	-	-	-	-	9	-	-	31	-
Anti-Doping Norway	ADNO	4	-	-	20	-	-	-	-	-	3	-	-	27	-
Australian Sports Anti-Doping Authority	ASADA	7	-	-	19	-	-	-	-	-	1	-	-	27	-
South East Asian Games Federation	SEAGF	24	-	-	-	-	-	3	-	-	-	-	-	27	-
CHN-Provincial Sports Bureau in China	CHN-PSB	22	-	-	4	-	-	-	-	-	-	-	-	26	-
Olympic Council of Asia	OCA	18	-	-	-	-	-	4	-	-	-	-	-	22	-
Polish Anti-Doping Agency	POLADA	4	-	-	12	-	-	-	-	-	4	-	-	20	-
The Islamic Solidarity Sports Federation	ISS Federation	20	-	-	-	-	-	-	-	-	-	-	-	20	-
Japan Anti-Doping Agency	JADA	8	-	-	12	-	-	-	-	-	-	-	-	20	-
Swedish Sports Confederation	RF	4	-	-	16	-	-	-	-	-	-	-	-	20	-
German National Anti-Doping Agency	NADA	-	-	-	16	-	-	-	-	-	2	-	-	18	-
Anti-Doping Denmark	ADD	5	-	-	8	-	1	-	-	-	5	-	-	18	5.6%
National Anti-Doping Agency Austria GmbH	NADA Austria	8	-	-	9	-	-	-	-	-	1	-	-	18	-
Jordan Anti-doping Organization	JADO	-	-	-	18	-	-	-	-	-	-	-	-	18	-
Egyptian National Anti-doping Organization	EGY-NADO	-	-	-	18	-	-	-	-	-	-	-	-	18	-
Azerbaijan National Anti-Doping Agency	AMADA	-	-	-	14	-	-	-	-	-	2	-	-	16	-
Mexican National Anti-Doping Committee	MEX-NADO	16	-	1	-	-	-	-	-	-	-	-	-	16	6.3%
Saudi Arabian Antidoping Committee	KSA-NADO	16	-	-	-	-	-	-	-	-	-	-	-	16	-
Kazakhstan National Anti-Doping Centre	KAZ-NADO	-	-	-	15	-	-	-	-	-	-	-	-	15	-
Croatian Institute for Toxicology and Anti-Doping	CITA	6	-	-	7	-	-	-	-	-	2	-	-	15	-
Italian National Anti-Doping Agency	NADO ITALIA	14	-	-	1	-	-	-	-	-	-	-	-	15	-
UK Anti-Doping	UKAD	-	-	-	13	-	-	-	-	-	2	-	-	15	-
Colombian NADO	COL-NADO	13	-	-	-	-	-	-	-	-	-	-	-	13	-
Finnish Center for Integrity in Sports/Finnish Anti-Doping Agency	FINCIS/FINADA	7	-	-	5	-	-	-	-	-	1	-	-	13	-
Ecuador NADO	ECU-NADO	12	-	-	-	-	-	-	-	-	-	-	-	12	-
Spain National Anti-Doping Agency	ESP-NADO	2	-	-	8	-	-	-	-	-	2	-	-	12	-
Bolivian Sports Organization	ODEBO	9	-	-	-	-	-	1	-	-	-	-	-	10	-
National Anti-Doping Agency of Tunisia	ANAD	2	-	-	7	-	-	-	-	-	-	-	-	9	-
Peru National Anti-Doping Commission	CONAD PERU	-	-	-	8	-	-	-	-	-	-	-	-	8	-
Cuban National Anti-Doping Agency	CUB-NADO	-	-	-	8	-	-	-	-	-	-	-	-	8	-
Italian Ministry of Health Departement	CVD-Italia	8	-	-	-	-	-	-	-	-	-	-	-	8	-
Central American Sports Organization	ORDECA	6	-	-	-	-	-	-	-	-	-	-	-	6	-
NADO Flanders	NADOF	6	-	-	-	-	-	-	-	-	-	-	-	6	-
Cyprus Anti-Doping Authority	CYADA	5	-	-	1	-	-	-	-	-	-	-	-	6	-
Antidoping Switzerland	ADCH	-	-	-	6	-	-	-	-	-	-	-	-	6	-
Mongolian National Anti-Doping Organization	MGL-NADO	-	-	-	5	-	-	-	-	-	-	-	-	5	-
Hellenic National Council for Combatting Doping	ESKAN	5	-	-	-	-	-	-	-	-	-	-	-	5	-
CHN-Military Sport Department in China	CHN-MSD	-	-	-	5	-	-	-	-	-	-	-	-	5	-
Africa Zone I RADO	AFR-RADO-I	-	-	-	4	-	-	-	-	-	-	-	-	4	-
Brasilian Authority on Anti-Doping Control	ABCD	-	-	-	3	-	-	-	-	-	1	-	-	4	-
Caribbean RADO	CAR-RADO	-	-	-	4	-	-	-	-	-	-	-	-	4	-
Czech Anti-Doping Committee	CADC	4	-	-	-	-	-	-	-	-	-	-	-	4	-
Central Asia RADO	RADOCA-RADO	-	-	-	4	-	-	-	-	-	-	-	-	4	-
Anti-Doping Commission, Chinese Taipei Olympic Committee	CTADA	-	-	-	4	-	-	-	-	-	-	-	-	4	-
South American Sports Organization	ODESUR	4	-	-	-	-	-	-	-	-	-	-	-	4	-
Anti-Doping Agency of Serbia	ADAS	4	-	1	-	-	-	-	-	-	-	-	-	4	25.0%
Jamaica Anti-Doping Commission	JADCO	-	-	-	3	-	-	-	-	-	-	-	-	3	-
Vietnam Anti-Doping & Sports Medicine Agency	VADA	-	-	-	3	-	-	-	-	-	-	-	-	3	-
Nicaragua Anti-doping Organization	NCA-NADO	-	-	-	3	-	-	-	-	-	-	-	-	3	-
Slovak Anti-Doping Agency	SADA	-	-	-	3	-	-	-	-	-	-	-	-	3	-
South East Asia RADO	SE-ASIA-RADO	-	-	-	3	-	-	-	-	-	-	-	-	3	-
Hong Kong Anti-Doping Committee	HKG-ADC	-	-	-	3	-	-	-	-	-	-	-	-	3	-
Oceania RADO	O-RADO	-	-	-	2	-	-	-	-	-	-	-	-	2	-
Israeli NADO	ISR-NADO	-	-	-	2	-	-	-	-	-	-	-	-	2	-

**Table 47: ASOIF Sport - Taekwondo - continued**

Testing Authority (TA)	ADAMS Code	Urine						Blood						Total Samples	% AAF
		IC			OOC			IC			OOC				
		Samples	ATF	AAF	Samples	ATF	AAF	Samples	ATF	AAF	Samples	ATF	AAF		
West Asia RADO	W-ASIA-RADO	-	-	-	2	-	-	-	-	-	-	-	-	2	-
Qatar Antidoping Commission	QADC	2	-	-	-	-	-	-	-	-	-	-	-	2	-
Netherlands Anti-Doping Authority	ADAN	-	-	-	2	-	-	-	-	-	-	-	-	2	-
National Olympic and Sports Association of Iceland	ISL-NADO	2	-	-	-	-	-	-	-	-	-	-	-	2	-
Brunei Darussalam Anti-Doping Committee	BDADC BRUNEI	-	-	-	1	-	-	-	-	-	-	-	-	1	-
South Asia RADO	S-ASIA-RADO	-	-	-	1	-	-	-	-	-	-	-	-	1	-
Africa Zone VI RADO	AFR-RADO-VI	-	-	-	1	-	-	-	-	-	-	-	-	1	-
Anti-Doping Agency of Malaysia	ADAMAS	-	-	-	1	-	-	-	-	-	-	-	-	1	-
		<b>1262</b>	<b>3</b>	<b>10</b>	<b>648</b>	<b>-</b>	<b>2</b>	<b>35</b>	<b>-</b>	<b>-</b>	<b>39</b>	<b>-</b>	<b>-</b>	<b>1984</b>	

**Table 48: ASOIF Sport - Tennis**

Testing Authority (TA)	ADAMS Code	Urine						Blood						Total Samples	% AAF
		IC			OOC			IC			OOC				
		Samples	ATF	AAF	Samples	ATF	AAF	Samples	ATF	AAF	Samples	ATF	AAF		
International Tennis Federation	ITF	3017	-	25	743	-	1	417	-	-	742	2	-	4919	0.5%
German National Anti-Doping Agency	NADA	48	-	-	54	-	-	4	-	-	24	-	-	130	-
Italian National Anti-Doping Agency	NADO ITALIA	65	-	1	14	-	-	7	-	-	-	-	-	86	1.2%
Antidoping Switzerland	ADCH	38	-	-	45	-	-	-	-	-	1	-	-	84	-
French Anti-Doping Agency	AFLD-NADO	27	-	1	32	-	-	-	-	-	24	-	-	83	1.2%
Japan Anti-Doping Agency	JADA	56	-	-	8	-	-	-	-	-	-	-	-	64	-
US Anti-Doping Agency	USADA	-	-	-	58	-	-	-	-	-	2	-	-	60	-
Romanian National Anti-Doping Agency	ANAD-Romania	38	-	-	10	-	-	-	-	-	6	-	-	54	-
Spain National Anti-Doping Agency	ESP-NADO	35	-	-	10	-	-	2	-	-	4	-	-	51	-
China Anti-Doping Agency	CHINADA	34	-	-	3	-	-	1	-	-	-	-	-	38	-
Polish Anti-Doping Agency	POLADA	28	-	-	1	-	-	-	-	-	1	-	-	30	-
Czech Anti-Doping Committee	CADC	18	-	-	8	-	-	-	-	-	1	-	-	27	-
Korea Anti-Doping Agency	KADA	17	-	-	8	-	-	-	-	-	-	-	-	25	-
French Community of Belgium NADO	BEL-CFWB	18	-	-	-	-	-	-	-	-	-	-	-	18	-
Swedish Sports Confederation	RF	12	-	-	5	-	-	-	-	-	-	-	-	17	-
National Anti-Doping Agency Austria GmbH	NADA Austria	-	-	-	15	-	-	-	-	-	-	-	-	15	-
UK Anti-Doping	UKAD	-	-	-	11	-	-	-	-	-	2	-	-	13	-
Hungarian Anti-Doping Agency	HUNADO	4	-	-	9	-	-	-	-	-	-	-	-	13	-
Doping Control Agency of Thailand	DCAT	6	-	-	6	-	-	-	-	-	-	-	-	12	-
NADO Flanders	NADO F	12	-	-	-	-	-	-	-	-	-	-	-	12	-
Finnish Center for Integrity in Sports/Finnish Anti-Doping Agency	FINCIS/FINADA	6	-	-	5	-	-	-	-	-	1	-	-	12	-
Anti-Doping Agency of Serbia	ADAS	6	-	-	5	-	-	-	-	-	-	-	-	11	-
Australian Sports Anti-Doping Authority	ASADA	9	-	1	1	-	-	-	-	-	-	-	-	10	10.0%
Turkish Anti Doping Commission	TADC	4	-	-	5	-	-	-	-	-	-	-	-	9	-
Azerbaijan National Anti-Doping Agency	AMADA	-	-	-	7	-	-	-	-	-	2	-	-	9	-
Anti-Doping Norway	ADNO	6	-	-	2	-	-	-	-	-	1	-	-	9	-
Anti-Doping Denmark	ADD	5	-	-	2	-	-	-	-	-	2	-	-	9	-
Netherlands Anti-Doping Authority	ADAN	8	-	-	-	-	-	-	-	-	-	-	-	8	-
Portugal Anti-Doping Agency	ADoP	8	-	-	-	-	-	-	-	-	-	-	-	8	-
South East Asian Games Federation	SEAGF	8	-	-	-	-	-	-	-	-	-	-	-	8	-
CHN-Provincial Sports Bureau in China	CHN-PSB	-	-	-	7	-	-	-	-	-	-	-	-	7	-
Slovak Anti-Doping Agency	SADA	-	-	-	6	-	-	-	-	-	-	-	-	6	-
CHN-Military Sport Department in China	CHN-MSD	-	-	-	6	-	-	-	-	-	-	-	-	6	-
Estonian Anti-Doping Agency	EADA	2	-	-	4	-	-	-	-	-	-	-	-	6	-
Russian National Anti-Doping Organization	RUSADA	-	-	-	5	-	-	-	-	-	-	-	-	5	-
Israeli NADO	ISR-NADO	4	-	1	1	-	-	-	-	-	-	-	-	5	20.0%
Central American Sports Organization	ORDECA	5	-	-	-	-	-	-	-	-	-	-	-	5	-
CHN-Colleges or Schools in China	CHN-COS	5	-	-	-	-	-	-	-	-	-	-	-	5	-
Kazakhstan National Anti-Doping Centre	KAZ-NADO	4	-	1	-	-	-	-	-	-	-	-	-	4	25.0%
Jordan Anti-doping Organization	JADO	-	-	-	4	-	-	-	-	-	-	-	-	4	-
National Anti-Doping Commission of Macedonia	MKD-NADO	4	-	-	-	-	-	-	-	-	-	-	-	4	-
Cyprus Anti-Doping Authority	CYADA	4	-	-	-	-	-	-	-	-	-	-	-	4	-
Italian Ministry of Health Departement	CVD-Italia	4	-	-	-	-	-	-	-	-	-	-	-	4	-
European Olympic Committees	EOC	4	-	-	-	-	-	-	-	-	-	-	-	4	-
The Islamic Solidarity Sports Federation	ISS Federation	4	-	-	-	-	-	-	-	-	-	-	-	4	-
Bolivian Sports Organization	ODEBO	4	-	-	-	-	-	-	-	-	-	-	-	4	-
Luxembourg NADO	ALAD	-	-	-	2	-	-	-	-	-	2	-	-	4	-
Monaco Anti-Doping Committee	CMA Monaco	-	-	-	3	-	-	-	-	-	1	-	-	4	-
South American Sports Organization	ODESUR	4	-	-	-	-	-	-	-	-	-	-	-	4	-
San Marino Standing Committee on Anti-Doping	SMR-NADO	2	-	-	1	-	-	-	-	-	-	-	-	3	-
Anti-Doping Singapore	ADS	-	-	-	3	-	-	-	-	-	-	-	-	3	-
Bulgarian Anti-doping Center	BUL-NADO	-	-	-	3	-	-	-	-	-	-	-	-	3	-
Olympic Council of Asia	OCA	3	-	-	-	-	-	-	-	-	-	-	-	3	-
South American RADO	RADO-SAM	-	-	-	2	-	-	-	-	-	-	-	-	2	-
Africa Zone V RADO	AFR-RADO-V	-	-	-	2	-	-	-	-	-	-	-	-	2	-
Hong Kong Anti-Doping Committee	HKG-ADC	-	-	-	2	-	-	-	-	-	-	-	-	2	-
Anti-Doping Paraguay	PAR-NADO	-	-	-	2	-	-	-	-	-	-	-	-	2	-
Anti-Doping Commission, Chinese Taipei Olympic Committee	CTADA	-	-	-	2	-	-	-	-	-	-	-	-	2	-
European Police Sport Union	USPE	2	-	-	-	-	-	-	-	-	-	-	-	2	-
National Antidoping Agency of the Republic of Moldova	NADO Moldova	-	-	-	1	-	-	-	-	-	-	-	-	1	-
Oceania RADO	O-RADO	-	-	-	1	-	-	-	-	-	-	-	-	1	-
		<b>3588</b>	<b>-</b>	<b>30</b>	<b>1124</b>	<b>-</b>	<b>1</b>	<b>431</b>	<b>-</b>	<b>-</b>	<b>816</b>	<b>2</b>	<b>-</b>	<b>5959</b>	

**Table 49: ASOIF Sport - Triathlon**

Testing Authority (TA)	ADAMS Code	Urine						Blood						Total Samples	% AAF
		IC			OOC			IC			OOC				
		Samples	ATF	AAF	Samples	ATF	AAF	Samples	ATF	AAF	Samples	ATF	AAF		
International Triathlon Union	ITU	575	1	3	117	1	1	60	-	-	37	-	-	789	0.5%
German National Anti-Doping Agency	NADA	119	-	1	177	-	-	26	-	-	34	-	-	356	0.3%
China Anti-Doping Agency	CHINADA	81	-	-	91	-	-	23	-	-	30	-	-	225	-
French Anti-Doping Agency	AFLD-NADO	194	-	1	22	-	-	-	-	-	7	-	-	223	0.4%
Spain National Anti-Doping Agency	ESP-NADO	162	-	-	49	-	1	8	-	-	4	-	-	223	0.4%
US Anti-Doping Agency	USADA	40	-	-	71	-	3	-	-	-	6	-	-	117	2.6%
Anti-Doping Denmark	ADD	40	-	1	67	-	-	-	-	-	8	-	-	115	0.9%
German Triathlon Union	GER-TR	104	-	1	-	-	-	-	-	-	-	-	-	104	1.0%
NADO Flanders	NADOF	42	-	-	42	-	-	-	-	-	10	-	-	94	-
Portugal Anti-Doping Agency	ADoP	69	-	-	2	-	-	-	-	-	-	-	-	71	-
National Anti-Doping Agency Austria GmbH	NADA Austria	24	-	-	40	-	-	-	-	-	3	-	-	67	-
Australian Sports Anti-Doping Authority	ASADA	10	-	-	46	-	-	-	-	-	8	-	-	64	-
French Community of Belgium NADO	BEL-CFWB	48	-	1	11	-	-	-	-	-	5	-	-	64	1.6%
Canadian Centre for Ethics in Sport	CCES	17	-	-	39	-	-	-	-	-	8	-	-	64	-
Italian National Anti-Doping Agency	NADO ITALIA	47	-	1	12	-	-	4	-	-	-	-	-	63	1.6%
UK Anti-Doping	UKAD	-	-	-	47	-	-	-	-	-	12	-	-	59	-
Netherlands Anti-Doping Authority	ADAN	32	-	-	18	-	-	-	-	-	8	-	-	58	-
Antidoping Switzerland	ADCH	4	-	-	41	-	-	-	-	-	4	-	-	49	-
Japan Anti-Doping Agency	JADA	18	-	-	27	-	-	-	-	-	3	-	-	48	-
Drug Free Sport New Zealand	DFSNZ	8	-	-	38	-	-	-	-	-	-	-	-	46	-
Finnish Center for Integrity in Sports/Finnish Anti-Doping Agency	FINCIS/FINADA	18	-	-	20	-	-	-	-	-	4	-	-	42	-
Swedish Sports Confederation	RF	13	-	-	27	-	-	-	-	-	1	-	-	41	-
European Triathlon Union	ETU	40	-	1	-	-	-	-	-	-	-	-	-	40	2.5%
Hungarian Anti-Doping Agency	HUNADO	38	-	-	1	-	-	-	-	-	-	-	-	39	-
Anti-Doping Norway	ADNO	12	-	1	22	-	-	-	-	-	3	-	-	37	2.7%
Czech Anti-Doping Committee	CADC	27	-	-	7	-	-	-	-	-	2	-	-	36	-
Russian National Anti-Doping Organization	RUSADA	14	-	-	18	-	-	-	-	-	-	-	-	32	-
Polish Anti-Doping Agency	POLADA	28	-	-	-	-	-	2	-	-	-	-	-	30	-
Basque Anti-Doping Agency	ESP-Vasco	28	-	2	-	-	-	-	-	-	-	-	-	28	7.1%
Korea Anti-Doping Agency	KADA	25	-	-	3	-	-	-	-	-	-	-	-	28	-
Romanian National Anti-Doping Agency	ANAD-Romania	22	-	-	4	-	-	1	-	-	-	-	-	27	-
Turkish Anti Doping Commission	TADC	21	-	-	3	-	-	-	-	-	-	-	-	24	-
Colombian NADO	COL-NADO	14	-	1	8	-	-	-	-	-	1	-	-	23	4.3%
Sport Ireland	SI	10	-	-	5	-	-	-	-	-	5	-	-	20	-
Italian Ministry of Health Departement	CVD-Italia	20	-	-	-	-	-	-	-	-	-	-	-	20	-
Cuban National Anti-Doping Agency	CUB-NADO	10	-	-	8	-	-	-	-	-	-	-	-	18	-
Bermuda Sport Anti- Doping Authority	BSADA	7	-	-	6	-	-	-	-	-	4	-	-	17	-
Kazakhstan National Anti-Doping Centre	KAZ-NADO	16	-	-	-	-	-	-	-	-	-	-	-	16	-
South African Institute for Drug-Free Sport	SAIDS	-	-	-	14	-	-	-	-	-	-	-	-	14	-
Brasillian Authority on Anti-Doping Control	ABCD	12	-	-	-	-	-	-	-	-	-	-	-	12	-
CHN-National Federations in China	CHN-NF	-	-	-	12	-	-	-	-	-	-	-	-	12	-
Chilean National Anti-Doping Commission	CHI-NADO	10	-	-	1	-	-	-	-	-	-	-	-	11	-
Israeli NADO	ISR-NADO	-	-	-	11	1	-	-	-	-	-	-	-	11	-
CHN-Military Sport Department in China	CHN-MSD	-	-	-	11	-	-	-	-	-	-	-	-	11	-
Bolivian Sports Organization	ODEBO	9	-	-	-	-	-	2	-	-	-	-	-	11	-
Luxembourg NADO	ALAD	4	-	-	3	-	-	-	-	-	3	-	-	10	-
Anti-Doping Singapore	ADS	-	-	-	10	-	-	-	-	-	-	-	-	10	-
International Masters Games Association	IMGA	8	-	1	-	-	-	-	-	-	-	-	-	8	12.5%
Azerbaijan National Anti-Doping Agency	AMADA	-	-	-	7	-	-	-	-	-	1	-	-	8	-
Estonian Anti-Doping Agency	EADA	-	-	-	6	-	-	-	-	-	1	-	-	7	-
Federacion Dominicana de Medicina del Deporte	FEDOMEDE	6	-	-	-	-	-	-	-	-	-	-	-	6	-
South East Asian Games Federation	SEAGF	6	-	-	-	-	-	-	-	-	-	-	-	6	-
Philippine Sports Commission	PHI-NADO	6	-	-	-	-	-	-	-	-	-	-	-	6	-
Mexican federation of Triathlon	MEX-TR	6	-	-	-	-	-	-	-	-	-	-	-	6	-
NADO-DG Eupen - Belgium	NADO-DG Eupen	6	-	-	-	-	-	-	-	-	-	-	-	6	-
Venezuela NADO	VEN-NADO	6	-	-	-	-	-	-	-	-	-	-	-	6	-
Mexican National Anti-Doping Committee	MEX-NADO	6	-	3	-	-	-	-	-	-	-	-	-	6	50.0%
Uruguay Anti-Doping	URU-NADO	4	-	-	2	-	-	-	-	-	-	-	-	6	-
Central American Sports Organization	ORDECA	6	-	-	-	-	-	-	-	-	-	-	-	6	-
Australian Triathlon Federation	AUS-TRI	6	-	-	-	-	-	-	-	-	-	-	-	6	-
Jordan Anti-doping Organization	JADO	6	-	-	-	-	-	-	-	-	-	-	-	6	-
Cyprus Anti-Doping Authority	CYADA	5	-	-	-	-	-	-	-	-	-	-	-	5	-
Costa Rica NADO	CRC-NADO	5	-	-	-	-	-	-	-	-	-	-	-	5	-
Anti-Doping Commission of Malta	MLT-NADO	-	-	-	5	-	1	-	-	-	-	-	-	5	20.0%
National Anti Doping Agency -India	IND-NADO	5	-	-	-	-	-	-	-	-	-	-	-	5	-
CHN-Provincial Sports Bureau in China	CHN-PSB	-	-	-	5	-	-	-	-	-	-	-	-	5	-
Hong Kong Anti-Doping Committee	HKG-ADC	-	-	-	4	-	-	-	-	-	-	-	-	4	-
Africa Zone I RADO	AFR-RADO-I	4	-	-	-	-	-	-	-	-	-	-	-	4	-

**2017 Anti-Doping Testing Figures**  
*Samples Analyzed and Reported by Accredited Laboratories in ADAMS*

**Table 49: ASOIF Sport - Triathlon - continued**

Testing Authority (TA)	ADAMS Code	Urine						Blood						Total Samples	% AAF
		IC			OOC			IC			OOC				
		Samples	ATF	AAF	Samples	ATF	AAF	Samples	ATF	AAF	Samples	ATF	AAF		
Doping Control Agency of Thailand	DCAT	-	-	-	4	-	-	-	-	-	-	-	-	4	-
Anti-Doping Commission, Chinese Taipei Olympic Committee	CTADA	4	-	-	-	-	-	-	-	-	-	-	-	4	-
Anti-Doping Organization of New Caledonia	OADNC	4	-	-	-	-	-	-	-	-	-	-	-	4	-
South American Sports Organization	ODESUR	4	-	-	-	-	-	-	-	-	-	-	-	4	-
Ecuador NADO	ECU-NADO	3	-	-	-	-	-	-	-	-	-	-	-	3	-
Central American RADO	RADO-CAM	-	-	-	3	-	-	-	-	-	-	-	-	3	-
Common Community Commission (Brussels)	COCOM	-	-	-	2	-	-	-	-	-	1	-	-	3	-
National Olympic and Sports Association of Iceland	ISL-NADO	3	-	-	-	-	-	-	-	-	-	-	-	3	-
Portuguese Triathlon Federation	FTP	2	-	-	-	-	-	-	-	-	-	-	-	2	-
Anti-Doping department of State Sports Medicine Centre	LAT-NADO	2	-	-	-	-	-	-	-	-	-	-	-	2	-
South East Asia RADO	SE-ASIA-RADO	-	-	-	2	-	-	-	-	-	-	-	-	2	-
Anti-Doping Agency of Serbia	ADAS	2	-	-	-	-	-	-	-	-	-	-	-	2	-
Oceania RADO	O-RADO	-	-	-	1	-	-	-	-	-	-	-	-	1	-
French Polynesia Youth Services and Sports	TAH-NADO	1	-	-	-	-	-	-	-	-	-	-	-	1	-
Africa Zone II & III RADO	AFR-RADO-II-III	-	-	-	1	-	-	-	-	-	-	-	-	1	-
United Federation of Triathlon	FEUTRI	1	-	-	-	-	-	-	-	-	-	-	-	1	-
		<b>2149</b>	<b>1</b>	<b>18</b>	<b>1193</b>	<b>2</b>	<b>6</b>	<b>126</b>	<b>-</b>	<b>-</b>	<b>213</b>	<b>-</b>	<b>-</b>	<b>3681</b>	



**2017 Anti-Doping Testing Figures**  
*Samples Analyzed and Reported by Accredited Laboratories in ADAMS*

**Table 50: ASOIF Sport - Volleyball**

Testing Authority (TA)	ADAMS Code	Urine						Blood						Total Samples	% AAF
		IC		OOC		IC		OOC							
		Samples	ATF	AAF	Samples	ATF	AAF	Samples	ATF	AAF	Samples	ATF	AAF		
International Volleyball Federation	FIVB	368	-	2	134	-	1	18	-	-	122	-	-	642	0.5%
Italian National Anti-Doping Agency	NADO ITALIA	149	-	2	88	-	-	8	-	-	1	-	-	246	0.8%
German National Anti-Doping Agency	NADA	77	-	-	137	-	-	-	-	-	6	-	-	220	-
China Anti-Doping Agency	CHINADA	163	-	2	-	-	-	6	-	-	-	-	-	169	1.2%
Doping Control Agency of Thailand	DCAT	142	-	1	25	-	-	-	-	-	-	-	-	167	0.6%
Romanian National Anti-Doping Agency	ANAD-Romania	91	-	-	58	-	-	6	-	-	-	-	-	155	-
Polish Anti-Doping Agency	POLADA	110	-	-	22	-	-	-	-	-	8	-	-	140	-
Turkish Anti Doping Commission	TADC	128	-	-	7	-	-	-	-	-	-	-	-	135	-
Cuban National Anti-Doping Agency	CUB-NADO	23	-	-	89	-	-	-	-	-	-	-	-	112	-
Korea Anti-Doping Agency	KADA	71	-	-	34	-	-	5	-	-	-	-	-	110	-
NADO Flanders	NADOF	24	-	-	86	-	1	-	-	-	-	-	-	110	0.9%
Finnish Center for Integrity in Sports/Finnish Anti-Doping Agency	FINCIS/FINADA	55	-	-	49	-	-	2	-	-	4	-	-	110	-
Japan Anti-Doping Agency	JADA	66	-	-	38	-	-	-	-	-	-	-	-	104	-
European Volleyball Confederation	EUR-VB	92	-	-	-	-	-	6	-	-	-	-	-	98	-
US Anti-Doping Agency	USADA	-	-	-	96	-	1	-	-	-	-	-	-	96	1.0%
French Anti-Doping Agency	AFLD-NADO	34	-	-	49	-	-	-	-	-	-	-	-	83	-
I.R Iran National Anti-Doping Organization	IRI-NADO	78	-	2	1	-	-	-	-	-	-	-	-	79	2.5%
Hungarian Anti-Doping Agency	HUNADO	45	-	-	33	-	-	-	-	-	-	-	-	78	-
French Community of Belgium NADO	BEL-CFWB	42	-	-	36	-	1	-	-	-	-	-	-	78	1.3%
Portugal Anti-Doping Agency	AdoP	14	-	-	64	-	-	-	-	-	-	-	-	78	-
Saudi Arabian Antidoping Committee	KSA-NADO	76	-	-	-	-	-	-	-	-	-	-	-	76	-
Asian Volleyball Confederation	AVC-VB	74	-	1	-	-	-	-	-	-	-	-	-	74	1.4%
Anti-Doping Norway	ADNO	51	-	1	18	-	-	1	-	-	2	-	-	72	1.4%
Italian Ministry of Health Departement	CVD-Italia	71	-	-	-	-	-	-	-	-	-	-	-	71	-
National Anti Doping Agency -India	IND-NADO	4	-	-	60	1	2	-	-	-	-	-	-	64	3.1%
CHN-Military Sport Department in China	CHN-MSD	-	-	-	62	-	-	-	-	-	-	-	-	62	-
Croatian Institute for Toxicology and Anti-Doping	CITA	34	-	-	25	-	-	3	-	-	-	-	-	62	-
National Anti-Doping Agency Austria GmbH	NADA Austria	-	-	-	54	-	-	-	-	-	3	-	-	57	-
Bulgarian Anti-doping Center	BUL-NADO	41	-	1	5	-	-	2	-	-	-	-	-	48	2.1%
Czech Anti-Doping Committee	CADC	37	-	-	8	-	-	-	-	-	-	-	-	45	-
Qatar Antidoping Commission	QADC	35	-	-	-	-	-	-	-	-	-	-	-	35	-
Brasilian Authority on Anti-Doping Control	ABCD	29	-	-	6	-	-	-	-	-	-	-	-	35	-
Australian Sports Anti-Doping Authority	ASADA	13	-	2	19	-	-	-	-	-	2	-	-	34	5.9%
Egyptian National Anti-doping Organization	EGY-NADO	-	-	-	32	-	-	-	-	-	-	-	-	32	-
Hellenic National Council for Combatting Doping	ESKAN	30	-	-	-	-	-	-	-	-	-	-	-	30	-
African Volleyball Confederation	CAVB-VB	30	-	-	-	-	-	-	-	-	-	-	-	30	-
Peru National Anti-Doping Commission	CONAD PERU	12	-	-	17	-	-	-	-	-	-	-	-	29	-
Cyprus Anti-Doping Authority	CYADA	28	-	-	-	-	-	-	-	-	-	-	-	28	-
Swedish Sports Confederation	RF	16	-	-	12	-	-	-	-	-	-	-	-	28	-
Anti-Doping Agency of Serbia	ADAS	26	-	-	-	-	-	2	-	-	-	-	-	28	-
Canadian Centre for Ethics in Sport	CCES	6	-	-	22	-	-	-	-	-	-	-	-	28	-
Azerbaijan National Anti-Doping Agency	AMADA	-	-	-	24	-	-	-	-	-	2	-	-	26	-
Antidoping Switzerland	ADCH	12	-	-	13	-	-	-	-	-	-	-	-	25	-
Central America and Caribbean Volleyball Confederation	NORCECA	23	-	-	-	-	-	-	-	-	-	-	-	23	-
Agency for Anti-Doping Control of Bosnia and Herzegovina	BIH-NADO	8	-	-	13	-	-	1	-	-	-	-	-	22	-
Netherlands Anti-Doping Authority	ADAN	14	-	1	8	-	-	-	-	-	-	-	-	22	4.5%
San Marino Standing Committee on Anti-Doping	SMR-NADO	17	-	-	2	-	-	-	-	-	-	-	-	19	-
CHN-Provincial Sports Bureau in China	CHN-PSB	-	-	-	18	-	-	-	-	-	-	-	-	18	-
Anti-Doping Denmark	ADD	13	-	-	4	-	-	-	-	-	-	-	-	17	-
Russian National Anti-Doping Organization	RUSADA	-	-	-	16	-	-	-	-	-	-	-	-	16	-
Anti-Doping Agency of Malaysia	ADAMAS	-	-	-	15	-	-	-	-	-	-	-	-	15	-
Colombian NADO	COL-NADO	8	-	-	6	-	-	-	-	-	-	-	-	14	-
The Islamic Solidarity Sports Federation	ISS Federation	13	-	-	-	-	-	-	-	-	-	-	-	13	-
Israeli NADO	ISR-NADO	11	-	-	1	-	-	-	-	-	-	-	-	12	-
Bolivian Sports Organization	ODEBO	12	-	-	-	-	-	-	-	-	-	-	-	12	-
Anti-Doping Agency of Kenya	ADAK	6	-	-	5	-	-	-	-	-	-	-	-	11	-
Cameroon Anti-Doping Organisation	OICALUDS	6	-	-	4	-	-	-	-	-	-	-	-	10	-
Monaco Anti-Doping Committee	CMA Monaco	6	-	-	4	-	-	-	-	-	-	-	-	10	-
Estonian Anti-Doping Agency	EADA	9	-	-	-	-	-	-	-	-	-	-	-	9	-
Central American Sports Organization	ORDECA	8	-	-	1	-	-	-	-	-	-	-	-	9	-
European Police Sport Union	USPE	8	-	-	-	-	-	-	-	-	-	-	-	8	-
South East Asian Games Federation	SEAGF	8	-	-	-	-	-	-	-	-	-	-	-	8	-
European Olympic Committees	EOC	8	-	-	-	-	-	-	-	-	-	-	-	8	-
Chilean National Anti-Doping Commission	CHI-NADO	4	-	-	2	-	-	-	-	-	-	-	-	6	-
National Anti-Doping Agency of Tunisia	ANAD	6	-	-	-	-	-	-	-	-	-	-	-	6	-
Oceania RADO	O-RADO	2	-	-	4	-	-	-	-	-	-	-	-	6	-
Anti-Doping department of State Sports Medicine Centre	LAT-NADO	2	-	-	4	-	-	-	-	-	-	-	-	6	-
National Anti-Doping Commission of Argentina	ARG-NADO	-	-	-	5	-	-	-	-	-	-	-	-	5	-

**Table 50: ASOIF Sport - Volleyball - continued**

Testing Authority (TA)	ADAMS Code	Urine						Blood						Total Samples	% AAF
		IC			OOC			IC			OOC				
		Samples	ATF	AAF	Samples	ATF	AAF	Samples	ATF	AAF	Samples	ATF	AAF		
Spain National Anti-Doping Agency	ESP-NADO	4	-	-	-	-	-	1	-	-	-	-	-	5	-
Africa Zone II & III RADO	AFR-RADO-II-III	-	-	-	5	-	-	-	-	-	-	-	-	5	-
Anti-Doping Commission of Malta	MLT-NADO	4	-	-	-	-	-	-	-	-	-	-	-	4	-
Luxembourg NADO	ALAD	4	-	-	-	-	-	-	-	-	-	-	-	4	-
United Arab Emirates National Anti-doping Committee	UAE-NADO	4	-	-	-	-	-	-	-	-	-	-	-	4	-
Venezuela NADO	VEN-NADO	4	-	-	-	-	-	-	-	-	-	-	-	4	-
Africa Zone I RADO	AFR-RADO-I	-	-	-	4	-	-	-	-	-	-	-	-	4	-
National Olympic and Sports Association of Iceland	ISL-NADO	-	-	-	4	-	-	-	-	-	-	-	-	4	-
Drug Free Sport New Zealand	DFSNZ	4	-	-	-	-	-	-	-	-	-	-	-	4	-
Caribbean RADO	CAR-RADO	-	-	-	3	-	-	-	-	-	-	-	-	3	-
Anti-Doping Paraguay	PAR-NADO	-	-	-	2	-	-	-	-	-	-	-	-	2	-
South American Sports Organization	ODESUR	2	-	-	-	-	-	-	-	-	-	-	-	2	-
Uruguay Anti-Doping	URU-NADO	-	-	-	2	-	-	-	-	-	-	-	-	2	-
Hong Kong Anti-Doping Committee	HKG-ADC	-	-	-	1	-	-	-	-	-	-	-	-	1	-
		<b>2615</b>	-	<b>15</b>	<b>1556</b>	<b>1</b>	<b>6</b>	<b>61</b>	-	-	<b>150</b>	-	-	<b>4382</b>	

**Table 51: ASOIF Sport - Weightlifting**

Testing Authority (TA)	ADAMS Code	Urine						Blood						Total Samples	% AAF
		IC			OOC			IC			OOC				
		Samples	ATF	AAF	Samples	ATF	AAF	Samples	ATF	AAF	Samples	ATF	AAF		
International Weightlifting Federation	IWF	1390	2	19	938	-	10	400	-	-	36	-	-	2764	1.0%
China Anti-Doping Agency	CHINADA	268	-	3	598	1	3	36	-	-	241	-	-	1143	0.5%
US Anti-Doping Agency	USADA	268	1	11	325	-	10	57	-	-	66	-	-	716	2.9%
German National Anti-Doping Agency	NADA	93	-	6	187	-	-	39	-	-	55	-	-	374	1.6%
National Anti Doping Agency -India	IND-NADO	119	-	6	177	1	4	-	-	-	63	-	-	359	2.8%
Polish Anti-Doping Agency	POLADA	98	-	2	143	-	-	-	-	-	75	-	-	316	0.6%
CHN-Provincial Sports Bureau in China	CHN-PSB	36	-	-	247	-	1	-	-	-	-	-	-	283	0.4%
Turkish Anti Doping Commission	TADC	159	-	2	108	-	1	-	-	-	-	-	-	267	1.1%
Russian National Anti-Doping Organization	RUSADA	45	-	2	173	-	1	-	-	-	30	-	-	248	1.2%
Kazakhstan National Anti-Doping Centre	KAZ-NADO	144	2	6	100	-	1	-	-	-	-	-	-	244	2.9%
Doping Control Agency of Thailand	DCAT	135	-	2	106	-	-	-	-	-	-	-	-	241	0.8%
Canadian Centre for Ethics in Sport	CCES	73	-	1	74	-	1	25	-	-	25	-	-	197	1.0%
French Anti-Doping Agency	AFLD-NADO	110	-	-	40	-	-	10	-	-	25	-	-	185	-
I.R Iran National Anti-Doping Organization	IRI-NADO	62	-	8	112	-	-	-	-	-	-	-	-	174	4.6%
Japan Anti-Doping Agency	JADA	57	-	-	92	-	-	-	-	-	-	-	-	149	-
Romanian National Anti-Doping Agency	ANAD-Romania	51	-	-	62	-	-	-	-	-	31	-	-	144	-
Italian National Anti-Doping Agency	NADO ITALIA	56	-	-	36	-	-	14	-	-	19	-	-	125	-
Australian Sports Anti-Doping Authority	ASADA	37	-	3	52	-	-	-	-	-	33	-	-	122	2.5%
Spain National Anti-Doping Agency	ESP-NADO	45	-	1	38	-	-	16	-	-	13	-	-	112	0.9%
Swedish Sports Confederation	RF	42	-	-	62	2	3	-	-	-	2	-	-	106	2.8%
Anti-Doping Norway	ADNO	39	-	-	45	-	-	-	-	-	20	-	-	104	-
Egyptian National Anti-doping Organization	EGY-NADO	48	-	6	56	-	-	-	-	-	-	-	-	104	5.8%
Belarus National Anti-Doping Agency	BNADA	34	-	-	28	-	-	-	-	-	28	-	-	90	-
Chilean National Anti-Doping Commission	CHI-NADO	58	-	2	32	-	1	-	-	-	-	-	-	90	3.3%
Anti-Doping Denmark	ADD	26	-	-	39	-	-	-	-	-	23	-	-	88	-
UK Anti-Doping	UKAD	14	-	1	49	-	1	-	-	-	21	-	-	84	2.4%
Colombian NADO	COL-NADO	40	-	5	17	-	-	8	-	-	14	-	-	79	6.3%
Cuban National Anti-Doping Agency	CUB-NADO	22	-	-	27	-	-	-	-	-	28	-	-	77	-
Bulgarian Anti-doping Center	BUL-NADO	24	-	2	36	-	1	-	-	-	16	-	-	76	3.9%
CHN-National Federations in China	CHN-NF	-	-	-	72	1	-	-	-	-	-	-	-	72	-
Finnish Center for Integrity in Sports/Finnish Anti-Doping Agency	FINCIS/FINADA	24	-	-	30	-	-	5	-	-	12	-	-	71	-
Anti-Doping Commission, Chinese Taipei Olympic Committee	CTADA	-	-	-	65	-	2	-	-	-	-	-	-	65	3.1%
Hungarian Anti-Doping Agency	HUNADO	40	-	1	21	-	-	-	-	-	4	-	-	65	1.5%
Drug Free Sport New Zealand	DFSNZ	26	-	-	29	-	-	-	-	-	6	-	-	61	-
Azerbaijan National Anti-Doping Agency	AMADA	7	1	1	33	-	2	8	-	-	7	-	-	55	5.5%
National Anti-Doping Agency Austria GmbH	NADA Austria	24	-	1	23	-	-	-	-	-	8	-	-	55	1.8%
Czech Anti-Doping Committee	CADC	23	-	1	19	-	-	-	-	-	8	-	-	50	2.0%
Korea Anti-Doping Agency	KADA	31	-	-	16	-	-	3	-	-	-	-	-	50	-
Anti-Doping Agency of Malaysia	ADAMAS	20	-	-	26	-	-	-	-	-	-	-	-	46	-
Oceania RADO	O-RADO	12	-	-	33	-	-	-	-	-	-	-	-	45	-
Olympic Council of Asia	OCA	31	-	-	-	-	-	12	-	-	-	-	-	43	-
The Islamic Solidarity Sports Federation	ISS Federation	32	-	1	-	-	-	8	-	-	-	-	-	40	2.5%
National Anti-doping Center of Ukraine	NADC Ukraine	19	-	4	19	-	-	-	-	-	-	-	-	38	10.5%
French Community of Belgium NADO	BEL-CFWB	36	-	-	-	-	-	-	-	-	-	-	-	36	-
Braslian Authority on Anti-Doping Control	ABCD	29	-	-	1	-	-	-	-	-	-	-	-	30	-
Central American Sports Organization	ORDECA	28	-	-	2	-	-	-	-	-	-	-	-	30	-
European Masters Weightlifting Committee	EUR-WL	30	-	1	-	-	-	-	-	-	-	-	-	30	3.3%
Agency for Anti-Doping Control of Bosnia and Herzegovina	BIH-NADO	10	-	-	13	-	-	-	-	-	6	-	-	29	-
Mexican National Anti-Doping Committee	MEX-NADO	24	-	2	5	-	-	-	-	-	-	-	-	29	6.9%
Bolivian Sports Organization	ODEBO	20	-	-	-	-	-	8	-	-	-	-	-	28	-
National Anti-Doping Agency of Tunisia	ANAD	6	-	-	21	-	-	-	-	-	-	-	-	27	-
Italian Ministry of Health Departement	CVD-Italia	24	-	-	-	-	-	-	-	-	-	-	-	24	-
Saudi Arabian Antidoping Committee	KSA-NADO	-	-	-	23	-	-	-	-	-	-	-	-	23	-
Malaysian Weightlifting Federation	MAS WF	22	-	-	-	-	-	-	-	-	-	-	-	22	-
Lithuanian Anti-Doping Agency	LTU-NADO	9	-	1	7	-	-	-	-	-	5	1	-	21	4.8%
Hellenic National Council for Combatting Doping	ESKAN	17	-	-	2	-	-	-	-	-	-	-	-	19	-
Antidoping Switzerland	ADCH	8	-	-	10	-	-	-	-	-	1	-	-	19	-
South East Asian Games Federation	SEAGF	15	-	1	-	-	-	3	-	-	-	-	-	18	5.6%
Anti-Doping Agency of Serbia	ADAS	9	-	-	5	-	-	-	-	-	4	-	-	18	-
National Olympic and Sports Association of Iceland	ISL-NADO	16	-	-	1	-	-	-	-	-	-	-	-	17	-
Eastern Europe RADO	E-EUR-RADO	-	-	-	16	-	-	-	-	-	-	-	-	16	-
Sri Lanka Anti Doping Agency	SRI-NADO	8	1	-	8	-	-	-	-	-	-	-	-	16	-
Slovak Anti-Doping Agency	SADA	5	-	-	10	-	-	-	-	-	-	-	-	15	-
Nigerian National Anti-Doping Committee	NGR-NADO	15	-	5	-	-	-	-	-	-	-	-	-	15	33.3%
Federacion Dominicana de Medicina del Deporte	FEDOMEDE	7	-	-	7	-	-	-	-	-	-	-	-	14	-
South African Institute for Drug-Free Sport	SAIDS	9	-	1	4	-	-	-	-	-	-	-	-	13	7.7%
Estonian Anti-Doping Agency	EADA	2	-	-	7	-	-	-	-	-	4	-	-	13	-
NADO Flanders	NADOF	12	-	-	-	-	-	-	-	-	-	-	-	12	-

**Table 51: ASOIF Sport - Weightlifting - continued**

Testing Authority (TA)	ADAMS Code	Urine						Blood						Total Samples	% AAF
		IC			OOC			IC			OOC				
		Samples	ATF	AAF	Samples	ATF	AAF	Samples	ATF	AAF	Samples	ATF	AAF		
Cyprus Anti-Doping Authority	CYADA	6	-	-	5	-	-	-	-	-	1	-	-	12	-
International Masters Games Association	IMGA	12	1	1	-	-	-	-	-	-	-	-	-	12	8.3%
Netherlands Anti-Doping Authority	ADAN	11	-	1	-	-	-	-	-	-	-	-	-	11	9.1%
Georgian Anti-Doping Agency	GEO-NADO	4	-	-	4	-	-	-	-	-	3	-	-	11	-
Armenian National Anti-Doping Organization	ARM-NADO	6	-	-	4	-	-	-	-	-	-	-	-	10	-
Croatian Institute for Toxicology and Anti-Doping	CITA	6	-	-	-	-	-	3	-	-	-	-	-	9	-
National Antidoping Agency of the Republic of Moldova	NADO Moldova	4	-	-	5	-	-	-	-	-	-	-	-	9	-
Africa Zone I RADO	AFR-RADO-I	-	-	-	9	-	1	-	-	-	-	-	-	9	11.1%
CHN-Military Sport Department in China	CHN-MSD	-	-	-	8	-	-	-	-	-	-	-	-	8	-
Iraqi Weightlifting Federation	IRQ WF	-	-	-	8	-	1	-	-	-	-	-	-	8	12.5%
Anti-Doping department of State Sports Medicine Centre	LAT-NADO	-	-	-	8	-	-	-	-	-	-	-	-	8	-
Caribbean RADO	CAR-RADO	-	-	-	8	-	-	-	-	-	-	-	-	8	-
South American Sports Organization	ODESUR	8	-	-	-	-	-	-	-	-	-	-	-	8	-
Anti-Doping Singapore	ADS	7	-	-	-	-	-	-	-	-	-	-	-	7	-
Anti-Doping Commission of Malta	MLT-NADO	4	-	-	2	-	-	-	-	-	-	-	-	6	-
Nicaragua Anti-doping Organization	NCA-NADO	-	-	-	6	-	-	-	-	-	-	-	-	6	-
Peru National Anti-Doping Commission	CONAD PERU	-	-	-	6	-	-	-	-	-	-	-	-	6	-
Mongolian National Anti-Doping Organization	MGL-NADO	-	-	-	6	-	-	-	-	-	-	-	-	6	-
World Anti-Doping Agency	WADA-AMA	-	-	-	5	-	1	-	-	-	-	-	-	5	20.0%
Sport Ireland	SI	5	-	-	-	-	-	-	-	-	-	-	-	5	-
Israeli NADO	ISR-NADO	4	-	-	1	-	-	-	-	-	-	-	-	5	-
National Anti-Doping Commission of Argentina	ARG-NADO	-	-	-	4	-	-	-	-	-	-	-	-	4	-
Lembaga Anti-Doping Indonesia	LADI	-	-	-	4	-	-	-	-	-	-	-	-	4	-
Uruguay Anti-Doping	URU-NADO	-	-	-	4	-	-	-	-	-	-	-	-	4	-
Africa Zone VI RADO	AFR-RADO-VI	2	-	-	2	-	-	-	-	-	-	-	-	4	-
Albanian Ministry of Tourism, Culture, Youth and Sports	ALB-NADO	-	-	-	4	-	-	-	-	-	-	-	-	4	-
Central Asia RADO	RADOCA-RADO	-	-	-	4	-	-	-	-	-	-	-	-	4	-
Geraklion Fund-Fit League	GERAKLION FUND	3	-	-	-	-	-	-	-	-	-	-	-	3	-
Jordan Anti-doping Organization	JADO	-	-	-	3	-	-	-	-	-	-	-	-	3	-
Anti-Doping Organization of Pakistan	ADOPak	-	-	-	3	-	-	-	-	-	-	-	-	3	-
Mexican Weightlifting Federation	MEX WF	-	-	-	3	-	-	-	-	-	-	-	-	3	-
South East Asia RADO	SE-ASIA-RADO	-	-	-	2	-	-	-	-	-	-	-	-	2	-
Venezuela NADO	VEN-NADO	-	-	-	2	-	-	-	-	-	-	-	-	2	-
Common Community Commission (Brussels)	COCOM	-	-	-	1	-	-	-	-	-	1	-	-	2	-
West Asia RADO	W-ASIA-RADO	-	-	-	2	-	-	-	-	-	-	-	-	2	-
Anti-Doping Paraguay	PAR-NADO	-	-	-	1	-	-	-	-	-	-	-	-	1	-
Hong Kong Anti-Doping Committee	HKG-ADC	-	-	-	1	-	-	-	-	-	-	-	-	1	-
Puerto Rico Anti-Doping Organization	PUR-NADO	-	-	-	1	-	-	-	-	-	-	-	-	1	-
South Asia RADO	S-ASIA-RADO	-	-	-	1	-	-	-	-	-	-	-	-	1	-
Vietnam Anti-Doping & Sports Medicine Agency	VADA	-	-	-	1	-	-	-	-	-	-	-	-	1	-
CHN-Federation of University Sports of China	CHN-FUS	-	-	-	1	-	-	-	-	-	-	-	-	1	-
		<b>4325</b>	<b>8</b>	<b>110</b>	<b>4656</b>	<b>5</b>	<b>45</b>	<b>655</b>	<b>-</b>	<b>-</b>	<b>934</b>	<b>1</b>	<b>-</b>	<b>10570</b>	

**Table 52: ASOIF Sport - Wrestling**

Testing Authority (TA)	ADAMS Code	Urine						Blood						Total Samples	% AAF
		IC			OOC			IC			OOC				
		Samples	ATF	AAF	Samples	ATF	AAF	Samples	ATF	AAF	Samples	ATF	AAF		
United World Wrestling	UWW	584	1	8	229	-	1	32	-	-	18	-	-	863	1.0%
China Anti-Doping Agency	CHINADA	182	-	3	203	-	3	11	-	-	45	-	-	441	1.4%
Turkish Anti Doping Commission	TADC	235	-	2	132	-	1	-	-	-	-	-	-	367	0.8%
German National Anti-Doping Agency	NADA	150	-	1	53	-	-	28	-	-	15	-	-	246	0.4%
Russian National Anti-Doping Organization	RUSADA	32	-	-	146	-	-	-	-	-	41	-	-	219	-
National Anti Doping Agency -India	IND-NADO	86	-	2	94	-	2	19	-	-	-	-	-	199	2.0%
Japan Anti-Doping Agency	JADA	104	-	1	89	-	-	-	-	-	-	-	-	193	0.5%
US Anti-Doping Agency	USADA	41	-	2	78	-	-	-	-	-	15	-	-	134	1.5%
Polish Anti-Doping Agency	POLADA	35	-	2	79	-	-	-	-	-	11	-	-	125	1.6%
Romanian National Anti-Doping Agency	ANAD-Romania	37	-	1	62	-	-	-	-	-	7	-	-	106	0.9%
Bulgarian Anti-doping Center	BUL-NADO	28	-	-	72	-	-	-	-	-	5	-	-	105	-
CHN-Provincial Sports Bureau in China	CHN-PSB	-	-	-	104	-	-	-	-	-	-	-	-	104	-
French Anti-Doping Agency	AFLD-NADO	63	-	7	25	-	-	9	-	-	5	-	-	102	6.9%
Azerbaijan National Anti-Doping Agency	AMADA	61	-	6	24	-	-	8	-	-	2	-	-	95	6.3%
Canadian Centre for Ethics in Sport	CCEES	31	-	2	52	1	-	-	-	-	10	-	-	93	2.2%
Olympic Council of Asia	OCA	85	-	6	-	-	-	8	-	-	-	-	-	93	6.5%
Kazakhstan National Anti-Doping Centre	KAZ-NADO	52	-	2	38	-	2	-	-	-	-	-	-	90	4.4%
Cuban National Anti-Doping Agency	CUB-NADO	11	-	1	67	-	-	-	-	-	11	-	-	89	1.1%
Swedish Sports Confederation	RF	33	-	-	44	-	-	-	-	-	1	-	-	78	-
Mongolian National Anti-Doping Organization	MGL-NADO	44	-	8	27	-	1	-	-	-	-	-	-	71	12.7%
Antidoping Switzerland	ADCH	28	-	-	38	-	-	-	-	-	-	-	-	66	-
Finnish Center for Integrity in Sports/Finnish Anti-Doping Agency	FINCIS/FINADA	26	-	-	34	-	-	2	-	-	3	-	-	65	-
Korea Anti-Doping Agency	KADA	30	-	1	24	-	-	-	-	-	-	-	-	54	1.9%
Braslian Authority on Anti-Doping Control	ABCD	33	-	-	7	-	-	-	-	-	7	-	-	47	-
Anti-Doping Denmark	ADD	6	-	-	26	-	-	-	-	-	9	-	-	41	-
Hungarian Anti-Doping Agency	HUNADO	6	-	-	33	-	-	-	-	-	2	-	-	41	-
Belarus National Anti-Doping Agency	BNADA	-	-	-	31	-	-	-	-	-	6	-	-	37	-
The Islamic Solidarity Sports Federation	ISS Federation	31	-	-	-	-	-	4	-	-	-	-	-	35	-
Georgian Anti-Doping Agency	GEO-NADO	32	-	-	-	-	-	-	-	-	2	-	-	34	-
Anti-Doping Norway	ADNO	12	-	-	19	-	1	-	-	-	3	-	-	34	2.9%
Doping Control Agency of Thailand	DCAT	32	-	-	-	-	-	-	-	-	-	-	-	32	-
Croatian Institute for Toxicology and Anti-Doping	CITA	6	-	-	22	-	-	-	-	-	3	-	-	31	-
Australian Sports Anti-Doping Authority	ASADA	16	-	-	11	-	-	-	-	-	3	-	-	30	-
National Anti-doping Center of Ukraine	NADC Ukraine	8	-	-	21	-	-	-	-	-	-	-	-	29	-
Spain National Anti-Doping Agency	ESP-NADO	11	-	-	15	-	-	1	-	-	2	-	-	29	-
Czech Anti-Doping Committee	CADC	16	-	-	7	-	1	-	-	-	4	-	-	27	3.7%
National Anti-Doping Agency Austria GmbH	NADA Austria	-	-	-	23	-	-	-	-	-	3	-	-	26	-
UK Anti-Doping	UKAD	6	-	-	16	-	-	-	-	-	3	-	-	25	-
International Committee for the Francophonie Games	CIJF	25	-	-	-	-	-	-	-	-	-	-	-	25	-
I.R Iran National Anti-Doping Organization	IRI-NADO	24	-	2	-	-	-	-	-	-	-	-	-	24	8.3%
Anti-Doping Agency of Serbia	ADAS	15	-	-	5	-	-	2	-	-	-	-	-	22	-
Saudi Arabian Antidoping Committee	KSA-NADO	22	-	3	-	-	-	-	-	-	-	-	-	22	13.6%
Central American Sports Organization	ORDECA	21	-	1	-	-	-	-	-	-	-	-	-	21	4.8%
National Anti-Doping Agency of Tunisia	ANAD	10	-	-	9	-	-	-	-	-	-	-	-	19	-
CHN-Military Sport Department in China	CHN-MSD	-	-	-	19	-	-	-	-	-	-	-	-	19	-
Chilean National Anti-Doping Commission	CHI-NADO	6	-	-	10	-	-	-	-	-	-	-	-	16	-
Colombian NADO	COL-NADO	8	-	-	7	-	-	-	-	-	-	-	-	15	-
Italian National Anti-Doping Agency	NADO ITALIA	8	-	-	7	-	-	-	-	-	-	-	-	15	-
Slovak Anti-Doping Agency	SADA	-	-	-	12	-	-	-	-	-	1	-	-	13	-
Egyptian National Anti-doping Organization	EGY-NADO	-	-	-	13	-	1	-	-	-	-	-	-	13	7.7%
Peru National Anti-Doping Commission	CONAD PERU	-	-	-	12	-	1	-	-	-	-	-	-	12	8.3%
Algerian National Anti-Doping Organization	ALG-NADO	11	-	1	-	-	-	-	-	-	-	-	-	11	9.1%
Portugal Anti-Doping Agency	ADoP	10	-	2	-	-	-	-	-	-	-	-	-	10	20.0%
Estonian Anti-Doping Agency	EADA	3	-	-	5	-	-	-	-	-	1	-	-	9	-
Jordan Anti-doping Organization	JADO	-	-	-	9	-	-	-	-	-	-	-	-	9	-
Eastern Europe RADO	E-EUR-RADO	-	-	-	9	-	-	-	-	-	-	-	-	9	-
West Asia RADO	W-ASIA-RADO	-	-	-	7	-	-	-	-	-	-	-	-	7	-
South African Institute for Drug-Free Sport	SAIDS	-	-	-	7	-	-	-	-	-	-	-	-	7	-
Africa Zone II & III RADO	AFR-RADO-II-III	-	-	-	6	-	-	-	-	-	-	-	-	6	-
Ecuador NADO	ECU-NADO	6	-	1	-	-	-	-	-	-	-	-	-	6	16.7%
Africa Zone I RADO	AFR-RADO-I	-	-	-	6	-	-	-	-	-	-	-	-	6	-
Cyprus Anti-Doping Authority	CYADA	4	-	1	2	-	-	-	-	-	-	-	-	6	16.7%
Bolivian Sports Organization	ODEBO	6	-	-	-	-	-	-	-	-	-	-	-	6	-
Central Asia RADO	RADOCA-RADO	-	-	-	6	-	-	-	-	-	-	-	-	6	-
Netherlands Anti-Doping Authority	ADAN	-	-	-	5	-	-	-	-	-	-	-	-	5	-
World Anti-Doping Agency	WADA-AMA	-	-	-	4	-	-	-	-	-	-	-	-	4	-
Nigerian National Anti-Doping Committee	NGR-NADO	4	-	1	-	-	-	-	-	-	-	-	-	4	25.0%
Central American RADO	RADO-CAM	-	-	-	4	-	-	-	-	-	-	-	-	4	-

**Table 52: ASOIF Sport - Wrestling - continued**

Testing Authority (TA)	ADAMS Code	Urine						Blood						Total Samples	% AAF
		IC			OOC			IC			OOC				
		Samples	ATF	AAF	Samples	ATF	AAF	Samples	ATF	AAF	Samples	ATF	AAF		
South American Sports Organization	ODESUR	4	-	-	-	-	-	-	-	-	-	-	-	4	-
Anti-Doping department of State Sports Medicine Centre	LAT-NADO	-	-	-	4	-	-	-	-	-	-	-	-	4	-
Israeli NADO	ISR-NADO	-	-	-	3	-	-	-	-	-	-	-	-	3	-
Oceania RADO	O-RADO	-	-	-	3	-	-	-	-	-	-	-	-	3	-
National Antidoping Agency of the Republic of Moldova	NADO Moldova	-	-	-	3	-	-	-	-	-	-	-	-	3	-
Nicaragua Anti-doping Organization	NCA-NADO	-	-	-	3	-	-	-	-	-	-	-	-	3	-
Anti-Doping Singapore	ADS	-	-	-	2	-	-	-	-	-	-	-	-	2	-
South Asia RADO	S-ASIA-RADO	-	-	-	2	-	-	-	-	-	-	-	-	2	-
Venezuela NADO	VEN-NADO	-	-	-	2	-	-	-	-	-	-	-	-	2	-
Lithuanian Anti-Doping Agency	LTU-NADO	-	-	-	2	-	-	-	-	-	-	-	-	2	-
South East Asia RADO	SE-ASIA-RADO	-	-	-	1	-	-	-	-	-	-	-	-	1	-
Anti-Doping Commission, Chinese Taipei Olympic Committee	CTADA	-	-	-	1	-	-	-	-	-	-	-	-	1	-
International Workers Sports Confederation	CSIT	1	-	-	-	-	-	-	-	-	-	-	-	1	-
		<b>2381</b>	<b>1</b>	<b>67</b>	<b>2135</b>	<b>1</b>	<b>14</b>	<b>124</b>	<b>0</b>	<b>0</b>	<b>238</b>	<b>0</b>	<b>0</b>	<b>4878</b>	

**2017 Anti-Doping Testing Figures**  
*Samples Analyzed and Reported by Accredited Laboratories in ADAMS*

**Table 53: AIOWF Sport - Biathlon**

Testing Authority (TA)	ADAMS Code	Urine						Blood						Total Samples	% AAF
		IC Samples	ATF	AAF	OOO Samples	ATF	AAF	IC Samples	ATF	AAF	OOO Samples	ATF	AAF		
International Biathlon Union	IBU	364	1	-	353	-	-	72	-	-	69	-	-	858	-
German National Anti-Doping Agency	NADA	18	-	-	181	-	-	12	-	-	46	-	-	257	-
Russian National Anti-Doping Organization	RUSADA	94	-	-	114	-	-	3	-	-	3	-	-	214	-
Swedish Sports Confederation	RF	16	-	-	58	-	-	-	-	-	9	-	-	83	-
Canadian Centre for Ethics in Sport	CCES	8	-	-	68	-	-	-	-	-	4	-	-	80	-
Anti-Doping Norway	ADNO	14	-	-	56	-	-	-	-	-	8	-	-	78	-
US Anti-Doping Agency	USADA	31	-	-	39	-	-	-	-	-	4	-	-	74	-
China Anti-Doping Agency	CHINADA	11	-	-	45	-	-	-	-	-	17	-	-	73	-
Antidoping Switzerland	ADCH	4	-	-	51	-	-	-	-	-	9	-	-	64	-
Polish Anti-Doping Agency	POLADA	24	-	-	26	-	-	-	-	-	13	-	-	63	-
Finnish Center for Integrity in Sports/Finnish Anti-Doping Agency	FINCIS/FINADA	17	-	-	31	-	-	2	-	-	4	-	-	54	-
National Anti-Doping Agency Austria GmbH	NADA Austria	2	-	-	42	-	-	-	-	-	5	-	-	49	-
Romanian National Anti-Doping Agency	ANAD-Romania	-	-	-	35	-	-	-	-	-	8	-	-	43	-
Italian National Anti-Doping Agency	NADO ITALIA	23	-	-	12	-	-	2	-	-	2	-	-	39	-
Kazakhstan National Anti-Doping Centre	KAZ-NADO	23	-	1	13	-	-	-	-	-	-	-	-	36	2.8%
World Anti-Doping Agency	WADA-AMA	-	-	-	16	-	-	-	-	-	16	-	-	32	-
Japan Anti-Doping Agency	JADA	13	-	-	17	-	-	-	-	-	-	-	-	30	-
Korea Anti-Doping Agency	KADA	11	-	-	16	-	-	-	-	-	-	-	-	27	-
Slovak Anti-Doping Agency	SADA	7	-	-	17	-	-	-	-	-	1	-	-	25	-
Czech Anti-Doping Committee	CADC	16	-	-	6	-	-	-	-	-	-	-	-	22	-
French Anti-Doping Agency	AFLD-NADO	5	-	-	15	-	-	-	-	-	1	-	-	21	-
Belarus National Anti-Doping Agency	BNADA	8	-	-	10	-	-	-	BNADO	-	2	-	-	20	-
Olympic Council of Asia	OCA	18	-	-	-	-	-	-	-	-	-	-	-	18	-
European Olympic Committees	EOC	13	-	-	-	-	-	-	-	-	-	-	-	13	-
Estonian Anti-Doping Agency	EADA	-	-	-	11	-	-	-	-	-	1	-	-	12	-
Australian Sports Anti-Doping Authority	ASADA	-	-	-	9	-	-	-	-	-	1	-	-	10	-
Slovenian Antidoping Organization	SLOADO	-	-	-	9	-	-	-	-	-	-	-	-	9	-
Anti-Doping department of State Sports Medicine Centre	LAT-NADO	-	-	-	8	-	-	-	-	-	-	-	-	8	-
UK Anti-Doping	UKAD	-	-	-	6	-	-	-	-	-	2	-	-	8	-
Chilean National Anti-Doping Commission	CHI-NADO	8	-	-	-	-	-	-	-	-	-	-	-	8	-
Mongolian National Anti-Doping Organization	MGL-NADO	-	-	-	5	-	-	-	-	-	-	-	-	5	-
Hungarian Anti-Doping Agency	HUNADO	-	-	-	4	-	-	-	-	-	-	-	-	4	-
Lithuanian Anti-Doping Agency	LTU-NADO	-	-	-	3	-	-	-	-	-	-	-	-	3	-
Turkish Anti-Doping Commission	TADC	-	-	-	2	-	-	-	-	-	-	-	-	2	-
Bulgarian Anti-doping Center	BUL-NADO	-	-	-	1	-	-	-	-	-	-	-	-	1	-
		<b>748</b>	<b>1</b>	<b>1</b>	<b>1279</b>	<b>-</b>	<b>-</b>	<b>91</b>	<b>-</b>	<b>-</b>	<b>225</b>	<b>-</b>	<b>-</b>	<b>2343</b>	

**Table 54: AIOWF Sport - Bobsleigh**

Testing Authority (TA)	ADAMS Code	Urine						Blood						Total Samples	% AAF
		IC Samples	ATF	AAF	OOO Samples	ATF	AAF	IC Samples	ATF	AAF	OOO Samples	ATF	AAF		
International Bobsleigh and Skeleton Federation	IBSF	222	-	2	146	-	-	5	-	-	22	-	-	395	0.5%
Russian National Anti-Doping Organization	RUSADA	36	-	-	208	-	-	-	-	-	22	-	-	266	-
German National Anti-Doping Agency	NADA	7	-	-	203	-	-	-	-	-	27	-	-	237	-
US Anti-Doping Agency	USADA	52	-	5	134	-	2	-	-	-	11	-	-	197	3.6%
Canadian Centre for Ethics in Sport	CCES	12	-	1	71	-	-	-	-	-	11	-	-	94	1.1%
Antidoping Switzerland	ADCH	-	-	-	43	-	-	-	-	-	33	-	-	76	-
UK Anti-Doping	UKAD	-	-	-	32	-	-	-	-	-	5	-	-	37	-
Romanian National Anti-Doping Agency	ANAD-Romania	17	-	-	12	-	-	-	-	-	1	-	-	30	-
Korea Anti-Doping Agency	KADA	10	-	-	19	-	-	-	-	-	-	-	-	29	-
National Anti-Doping Agency Austria GmbH	NADA Austria	-	-	-	22	-	-	-	-	-	5	-	-	27	-
Anti-Doping department of State Sports Medicine Centre	LAT-NADO	1	-	-	25	1	-	-	-	-	-	-	-	26	-
Japan Anti-Doping Agency	JADA	2	-	-	23	-	-	-	-	-	-	-	-	25	-
Australian Sports Anti-Doping Authority	ASADA	-	-	-	12	-	-	-	-	-	4	-	-	16	-
China Anti-Doping Agency	CHINADA	-	-	-	11	-	-	-	-	-	1	-	-	12	-
French Anti-Doping Agency	AFLD-NADO	-	-	-	8	-	-	-	-	-	3	-	-	11	-
Netherlands Anti-Doping Authority	ADAN	-	-	-	10	-	-	-	-	-	-	-	-	10	-
Italian National Anti-Doping Agency	NADO ITALIA	-	-	-	8	-	-	-	-	-	-	-	-	8	-
Monaco Anti-Doping Committee	CMA Monaco	-	-	-	5	-	-	-	-	-	1	-	-	6	-
NADO Flanders	NADOF	-	-	-	5	-	-	-	-	-	-	-	-	5	-
Czech Anti-Doping Committee	CADC	-	-	-	4	-	-	-	-	-	-	-	-	4	-
Anti-Doping Norway	ADNO	-	-	-	2	-	-	-	-	-	1	-	-	3	-
Anti-Doping Agency of Serbia	ADAS	-	-	-	2	-	-	-	-	-	-	-	-	2	-
Spain National Anti-Doping Agency	ESP-NADO	-	-	-	2	-	-	-	-	-	-	-	-	2	-
Polish Anti-Doping Agency	POLADA	-	-	-	2	-	-	-	-	-	-	-	-	2	-
Slovak Anti-Doping Agency	SADA	1	-	-	-	-	-	-	-	-	-	-	-	1	-
Jamaica Anti-Doping Commission	JADCO	-	-	-	1	-	-	-	-	-	-	-	-	1	-
		<b>360</b>	<b>-</b>	<b>8</b>	<b>1010</b>	<b>1</b>	<b>2</b>	<b>5</b>	<b>-</b>	<b>-</b>	<b>147</b>	<b>-</b>	<b>-</b>	<b>1522</b>	

**2017 Anti-Doping Testing Figures**  
*Samples Analyzed and Reported by Accredited Laboratories in ADAMS*

**Table 55: AIOWF Sport - Curling**

Testing Authority (TA)	ADAMS Code	Urine						Blood						Total Samples	% AAF
		IC Samples	ATF	AAF	OOB Samples	ATF	AAF	IC Samples	ATF	AAF	OOB Samples	ATF	AAF		
World Curling Federation	WCF	49	-	-	95	-	-	-	-	-	-	-	-	144	-
US Anti-Doping Agency	USADA	36	-	-	17	-	-	-	-	-	-	-	-	53	-
Russian National Anti-Doping Organization	RUSADA	10	-	-	31	-	-	-	-	-	-	-	-	41	-
Japan Anti-Doping Agency	JADA	16	-	-	24	-	-	-	-	-	-	-	-	40	-
Canadian Centre for Ethics in Sport	CCES	32	-	-	5	-	-	-	-	-	-	-	-	37	-
Korea Anti-Doping Agency	KADA	16	-	1	20	-	-	-	-	-	-	-	-	36	2.8%
German National Anti-Doping Agency	NADA	4	-	-	23	-	-	-	-	-	-	-	-	27	-
China Anti-Doping Agency	CHINADA	-	-	-	17	-	-	-	-	-	-	-	-	17	-
Italian National Anti-Doping Agency	NADO ITALIA	4	-	-	11	-	-	-	-	-	-	-	-	15	-
Czech Anti-Doping Committee	CADC	6	-	-	2	-	-	-	-	-	-	-	-	8	-
Swedish Sports Confederation	RF	8	-	-	-	-	-	-	-	-	-	-	-	8	-
Antidoping Switzerland	ADCH	8	-	-	-	-	-	-	-	-	-	-	-	8	-
Anti-Doping Norway	ADNO	-	-	-	8	-	-	-	-	-	-	-	-	8	-
Finnish Center for Integrity in Sports/Finnish Anti-Doping Agency	FINCIS/FINADA	7	-	-	-	-	-	-	-	-	-	-	-	7	-
Netherlands Anti-Doping Authority	ADAN	-	-	-	6	-	-	-	-	-	-	-	-	6	-
CHN-Federation of University Sports of China	CHN-FUS	-	-	-	6	-	-	-	-	-	-	-	-	6	-
Turkish Anti Doping Commission	TADC	4	-	-	-	-	-	-	-	-	-	-	-	4	-
Olympic Council of Asia	OCA	4	-	-	-	-	-	-	-	-	-	-	-	4	-
Qatar Antidoping Commission	QADC	-	-	-	2	-	-	-	-	-	-	-	-	2	-
Slovak Anti-Doping Agency	SADA	1	-	-	-	-	-	-	-	-	-	-	-	1	-
		<b>205</b>	<b>-</b>	<b>1</b>	<b>267</b>	<b>-</b>	<b>-</b>	<b>-</b>	<b>-</b>	<b>-</b>	<b>-</b>	<b>-</b>	<b>-</b>	<b>472</b>	



**2017 Anti-Doping Testing Figures**  
*Samples Analyzed and Reported by Accredited Laboratories in ADAMS*

**Table 56: AIOWF Sport - Ice Hockey**

Testing Authority (TA)	ADAMS Code	Urine						Blood						Total Samples	% AAF
		IC			OOC			IC			OOC				
		Samples	ATF	AAF	Samples	ATF	AAF	Samples	ATF	AAF	Samples	ATF	AAF		
International Ice Hockey Federation	IIHF	593	-	9	82	-	-	16	-	-	1	-	-	692	1.3%
German National Anti-Doping Agency	NADA	124	-	1	322	-	1	-	-	-	57	-	-	503	0.4%
Swedish Sports Confederation	RF	181	1	4	167	-	-	-	-	-	-	-	-	348	1.1%
Russian National Anti-Doping Organization	RUSADA	127	-	1	213	-	-	-	-	-	-	-	-	340	0.3%
French Anti-Doping Agency	AFLD-NADO	119	-	4	78	-	-	22	-	-	59	-	-	278	1.4%
Finnish Center for Integrity in Sports/Finnish Anti-Doping Agency	FINCIS/FINADA	75	-	-	115	-	-	4	-	-	14	-	-	208	-
Canadian Centre for Ethics in Sport	CCES	48	-	-	102	-	-	-	-	-	11	-	-	161	-
Anti-Doping Norway	ADNO	61	-	-	80	-	-	2	-	-	5	-	-	148	-
Antidoping Switzerland	ADCH	72	-	-	67	-	-	-	-	-	-	-	-	139	-
US Anti-Doping Agency	USADA	-	-	-	108	-	-	-	-	-	-	-	-	108	-
National Anti-Doping Agency Austria GmbH	NADA Austria	-	-	-	64	-	-	-	-	-	43	-	-	107	-
Anti-Doping Denmark	ADD	32	-	2	42	-	-	-	-	-	10	-	-	84	2.4%
Czech Anti-Doping Committee	CADC	52	-	-	24	-	-	-	-	-	-	-	-	76	-
Korea Anti-Doping Agency	KADA	41	-	-	34	-	-	-	-	-	-	-	-	75	-
Japan Anti-Doping Agency	JADA	24	-	-	49	-	-	-	-	-	-	-	-	73	-
Polish Anti-Doping Agency	POLADA	46	-	-	19	-	-	-	-	-	7	-	-	72	-
Romanian National Anti-Doping Agency	ANAD-Romania	57	-	1	4	-	-	-	-	-	4	-	-	65	1.5%
China Anti-Doping Agency	CHINADA	4	-	-	53	-	-	-	-	-	-	-	-	57	-
Hungarian Anti-Doping Agency	HUNADO	28	-	2	8	-	-	8	-	-	-	-	-	44	4.5%
Slovak Anti-Doping Agency	SADA	7	-	-	36	-	-	-	-	-	-	-	-	43	-
Italian National Anti-Doping Agency	NADO ITALIA	31	-	-	7	-	-	4	-	-	-	-	-	42	-
CHN-Federation of University Sports of China	CHN-FUS	-	-	-	40	-	-	-	-	-	1	-	-	41	-
Olympic Council of Asia	OCA	39	-	-	-	-	-	-	-	-	-	-	-	39	-
Belarus National Anti-Doping Agency	BNADA	-	-	-	30	-	-	-	-	-	4	-	-	34	-
Slovenian Antidoping Organization	SLOADO	4	-	-	27	-	-	-	-	-	-	-	-	31	-
Italian Ministry of Health Departement	CVD-Italia	27	-	-	-	-	-	-	-	-	-	-	-	27	-
Doping Control Agency of Thailand	DCAT	-	-	-	21	-	-	-	-	-	-	-	-	21	-
Netherlands Anti-Doping Authority	ADAN	9	-	-	10	-	-	-	-	-	-	-	-	19	-
Turkish Anti Doping Commission	TADC	17	-	-	2	-	-	-	-	-	-	-	-	19	-
NADO Flanders	NADO F	18	-	1	-	-	-	-	-	-	-	-	-	18	5.6%
Croatian Institute for Toxicology and Anti-Doping	CITA	8	-	-	6	-	-	-	-	-	2	-	-	16	-
National Olympic and Sports Association of Iceland	ISL-NADO	5	-	-	8	-	2	-	-	-	-	-	-	13	15.4%
French Community of Belgium NADO	BEL-CFWB	12	-	-	-	-	-	-	-	-	-	-	-	12	-
Anti-Doping Agency of Serbia	ADAS	12	-	1	-	-	-	-	-	-	-	-	-	12	8.3%
South East Asian Games Federation	SEAGF	6	-	-	-	-	-	-	-	-	-	-	-	6	-
Anti-Doping Agency of Malaysia	ADAMAS	-	-	-	5	-	-	-	-	-	-	-	-	5	-
Hong Kong Anti-Doping Committee	HKG-ADC	-	-	-	5	-	-	-	-	-	-	-	-	5	-
European Olympic Committees	EOC	4	-	-	-	-	-	-	-	-	-	-	-	4	-
Qatar Antidoping Commission	QADC	-	-	-	3	-	-	-	-	-	-	-	-	3	-
Anti-Doping department of State Sports Medicine Centre	LAT-NADO	2	-	-	-	-	-	-	-	-	-	-	-	2	-
Anti-Doping Singapore	ADS	-	-	-	2	-	-	-	-	-	-	-	-	2	-
		<b>1885</b>	<b>1</b>	<b>26</b>	<b>1833</b>	<b>-</b>	<b>3</b>	<b>56</b>	<b>-</b>	<b>-</b>	<b>218</b>	<b>-</b>	<b>-</b>	<b>3992</b>	

**2017 Anti-Doping Testing Figures**  
*Samples Analyzed and Reported by Accredited Laboratories in ADAMS*

**Table 57: AIOWF Sport - Luge**

Testing Authority (TA)	ADAMS Code	Urine						Blood						Total Samples	% AAF
		IC Samples	ATF	AAF	OOB Samples	ATF	AAF	IC Samples	ATF	AAF	OOB Samples	ATF	AAF		
International Luge Federation	FIL	79	-	-	57	-	-	-	-	-	-	-	-	136	-
Russian National Anti-Doping Organization	RUSADA	-	-	-	71	-	-	-	-	-	2	-	-	73	-
German National Anti-Doping Agency	NADA	6	-	-	55	-	-	6	-	-	4	-	-	71	-
US Anti-Doping Agency	USADA	10	-	1	48	-	1	-	-	-	2	-	-	60	3.3%
National Anti-Doping Agency Austria GmbH	NADA Austria	-	-	-	27	-	-	-	-	-	3	-	-	30	-
Canadian Centre for Ethics in Sport	CCES	4	-	-	20	-	-	2	-	-	1	-	-	27	-
Romanian National Anti-Doping Agency	ANAD-Romania	9	-	-	11	-	-	-	-	-	-	-	-	20	-
Anti-Doping department of State Sports Medicine Centre	LAT-NADO	-	-	-	15	-	-	-	-	-	-	-	-	15	-
Italian National Anti-Doping Agency	NADO ITALIA	-	-	-	14	-	-	-	-	-	-	-	-	14	-
Kazakhstan National Anti-Doping Centre	KAZ-NADO	-	-	-	13	-	-	-	-	-	-	-	-	13	-
Korea Anti-Doping Agency	KADA	-	-	-	10	-	-	-	-	-	-	-	-	10	-
Czech Anti-Doping Committee	CADC	4	-	-	5	-	-	-	-	-	-	-	-	9	-
Anti-Doping Agency of Serbia	ADAS	-	-	-	2	-	-	-	-	-	-	-	-	2	-
Australian Sports Anti-Doping Authority	ASADA	-	-	-	2	-	-	-	-	-	-	-	-	2	-
Japan Anti-Doping Agency	JADA	2	-	-	-	-	-	-	-	-	-	-	-	2	-
Antidoping Switzerland	ADCH	-	-	-	1	-	-	-	-	-	-	-	-	1	-
Slovak Anti-Doping Agency	SADA	-	-	-	1	-	-	-	-	-	-	-	-	1	-
Polish Anti-Doping Agency	POLADA	-	-	-	1	-	-	-	-	-	-	-	-	1	-
Eastern Europe RADO	E-EUR-RADO	-	-	-	1	-	-	-	-	-	-	-	-	1	-
		<b>114</b>	<b>-</b>	<b>1</b>	<b>354</b>	<b>-</b>	<b>1</b>	<b>8</b>	<b>-</b>	<b>-</b>	<b>12</b>	<b>-</b>	<b>-</b>	<b>488</b>	

**2017 Anti-Doping Testing Figures**  
*Samples Analyzed and Reported by Accredited Laboratories in ADAMS*

**Table 58: AIOWF Sport - Skating**

Testing Authority (TA)	ADAMS Code	Urine						Blood						Total Samples	% AAF
		IC Samples	ATF	AAF	OOB Samples	ATF	AAF	IC Samples	ATF	AAF	OOB Samples	ATF	AAF		
International Skating Union	ISU	798	-	-	509	-	-	57	-	-	44	-	-	1408	-
China Anti-Doping Agency	CHINADA	92	-	-	360	-	2	-	-	-	88	-	-	540	0.4%
US Anti-Doping Agency	USADA	107	-	1	243	2	-	-	-	-	26	-	-	376	0.3%
Netherlands Anti-Doping Authority	ADAN	128	-	-	157	-	-	-	-	-	56	-	-	341	-
German National Anti-Doping Agency	NADA	59	-	1	217	-	-	14	-	-	46	-	-	336	0.3%
Russian National Anti-Doping Organization	RUSADA	85	-	-	230	-	-	-	-	-	7	-	-	322	-
Japan Anti-Doping Agency	JADA	106	-	-	183	-	-	-	-	-	31	-	-	320	-
Canadian Centre for Ethics in Sport	CCES	57	-	-	131	-	-	-	-	-	21	-	-	209	-
Polish Anti-Doping Agency	POLADA	42	-	-	89	-	-	3	-	-	23	-	-	157	-
Italian National Anti-Doping Agency	NADO ITALIA	42	-	-	65	-	-	2	-	-	10	-	-	119	-
Korea Anti-Doping Agency	KADA	53	-	-	45	-	-	6	-	-	-	-	-	104	-
Australian Sports Anti-Doping Authority	ASADA	11	-	-	62	-	-	-	-	-	8	-	-	81	-
Finnish Center for Integrity in Sports/Finnish Anti-Doping Agency	FINCIS/FINADA	28	-	-	36	-	-	3	-	-	5	-	-	72	-
Hungarian Anti-Doping Agency	HUNADO	9	-	-	35	-	1	-	-	-	26	-	-	70	1.4%
Olympic Council of Asia	OCA	66	-	-	-	-	-	-	-	-	-	-	-	66	-
Anti-Doping Norway	ADNO	8	-	-	51	-	-	-	-	-	7	-	-	66	-
CHN-National Federations in China	CHN-NF	-	-	-	50	-	-	-	-	-	9	-	-	59	-
Swedish Sports Confederation	RF	27	-	-	20	-	-	-	-	-	7	-	-	54	-
CHN-Federation of University Sports of China	CHN-FUS	-	-	-	40	-	-	-	-	-	1	-	-	41	-
Kazakhstan National Anti-Doping Centre	KAZ-NADO	20	-	-	19	-	-	-	-	-	-	-	-	39	-
National Anti-Doping Agency Austria GmbH	NADA Austria	12	-	-	15	-	-	-	-	-	2	-	-	29	-
French Anti-Doping Agency	AFLD-NADO	10	-	-	15	-	-	-	-	-	2	-	-	27	-
Czech Anti-Doping Committee	CADC	11	-	-	10	-	-	-	-	-	1	-	-	22	-
Doping Control Agency of Thailand	DCAT	-	-	-	21	-	-	-	-	-	-	-	-	21	-
Belarus National Anti-Doping Agency	BNADA	-	-	-	14	-	-	-	-	-	5	-	-	19	-
Antidoping Switzerland	ADCH	4	-	-	11	-	-	-	-	-	3	-	-	18	-
NADO Flanders	NADOF	12	-	-	4	-	-	-	-	-	-	-	-	16	-
South East Asian Games Federation	SEAGF	15	-	-	1	-	-	-	-	-	-	-	-	16	-
National Anti-doping Center of Ukraine	NADC Ukraine	15	-	-	-	-	-	-	-	-	-	-	-	15	-
CHN-Provincial Sports Bureau in China	CHN-PSB	-	-	-	13	-	-	-	-	-	-	-	-	13	-
Romanian National Anti-Doping Agency	ANAD-Romania	-	-	-	6	-	-	-	-	-	6	-	-	12	-
Italian Ministry of Health Departement	CVD-Italia	12	-	-	-	-	-	-	-	-	-	-	-	12	-
Estonian Anti-Doping Agency	EADA	-	-	-	9	-	-	-	-	-	2	-	-	11	-
UK Anti-Doping	UKAD	-	-	-	9	-	-	-	-	-	1	-	-	10	-
Turkish Anti Doping Commission	TADC	8	-	-	2	-	-	-	-	-	-	-	-	10	-
Israeli NADO	ISR-NADO	10	-	-	-	-	-	-	-	-	-	-	-	10	-
Anti-Doping Agency of Malaysia	ADAMAS	-	-	-	10	-	-	-	-	-	-	-	-	10	-
Anti-Doping department of State Sports Medicine Centre	LAT-NADO	-	-	-	10	-	-	-	-	-	-	-	-	10	-
Anti-Doping Denmark	ADD	-	-	-	8	-	-	-	-	-	1	-	-	9	-
World Anti-Doping Agency	WADA-AMA	-	-	-	4	-	-	-	-	-	4	-	-	8	-
Spain National Anti-Doping Agency	ESP-NADO	-	-	-	6	-	-	-	-	-	1	-	-	7	-
European Olympic Committees	EOC	6	-	-	-	-	-	-	-	-	-	-	-	6	-
Mongolian National Anti-Doping Organization	MGL-NADO	4	-	1	2	-	-	-	-	-	-	-	-	6	16.7%
Bulgarian Anti-doping Center	BUL-NADO	-	-	-	5	-	-	-	-	-	-	-	-	5	-
Anti-Doping Singapore	ADS	-	-	-	4	-	-	-	-	-	-	-	-	4	-
Anti-Doping Agency of Serbia	ADAS	2	-	-	-	-	-	-	-	-	-	-	-	2	-
Drug Free Sport New Zealand	DFSNZ	-	-	-	2	-	-	-	-	-	-	-	-	2	-
Hong Kong Anti-Doping Committee	HKG-ADC	-	-	-	1	-	-	-	-	-	-	-	-	1	-
International Olympic Committee	IOC	-	-	-	1	-	-	-	-	-	-	-	-	1	-
Eastern Europe RADO	E-EUR-RADO	-	-	-	1	-	-	-	-	-	-	-	-	1	-
		<b>1859</b>	<b>-</b>	<b>3</b>	<b>2726</b>	<b>2</b>	<b>3</b>	<b>85</b>	<b>-</b>	<b>-</b>	<b>443</b>	<b>-</b>	<b>-</b>	<b>5113</b>	

**2017 Anti-Doping Testing Figures**  
*Samples Analyzed and Reported by Accredited Laboratories in ADAMS*

**Table 59: AIOWF Sport - Skiing**

Testing Authority (TA)	ADAMS Code	Urine						Blood						Total Samples	% AAF
		IC Samples	ATF	AAF	OOB Samples	ATF	AAF	IC Samples	ATF	AAF	OOB Samples	ATF	AAF		
International Ski Federation	FIS	1037	4	1	983	-	-	57	-	-	251	-	-	2328	0.0%
German National Anti-Doping Agency	NADA	20	-	-	569	-	1	-	-	-	104	-	-	693	0.1%
Russian National Anti-Doping Organization	RUSADA	140	-	1	410	-	-	-	-	-	8	-	-	558	0.2%
US Anti-Doping Agency	USADA	121	-	-	330	-	1	-	-	-	14	-	-	465	0.2%
Anti-Doping Norway	ADNO	65	-	-	267	-	-	-	-	-	47	-	-	379	-
Canadian Centre for Ethics in Sport	CCES	79	-	3	255	-	-	-	-	-	20	-	-	354	0.8%
Swedish Sports Confederation	RF	112	-	-	170	-	1	5	-	-	46	-	-	333	0.3%
Antidoping Switzerland	ADCH	36	-	-	220	-	-	-	-	-	67	-	-	323	-
Finnish Center for Integrity in Sports/Finnish Anti-Doping Agency	FINCIS/FINADA	59	-	-	175	-	-	6	-	-	20	-	-	260	-
China Anti-Doping Agency	CHINADA	49	-	1	163	-	-	-	-	-	41	-	-	253	0.4%
French Anti-Doping Agency	AFLD-NADO	27	-	1	167	-	-	-	-	-	52	-	-	246	0.4%
National Anti-Doping Agency Austria GmbH	NADA Austria	4	-	-	213	-	-	-	-	-	23	-	-	240	-
Japan Anti-Doping Agency	JADA	50	-	-	166	-	-	-	-	-	-	-	-	216	-
Italian National Anti-Doping Agency	NADO ITALIA	94	-	1	89	-	-	2	-	-	6	-	-	191	0.5%
Kazakhstan National Anti-Doping Centre	KAZ-NADO	45	-	1	70	-	1	-	-	-	-	-	-	115	1.7%
Australian Sports Anti-Doping Authority	ASADA	-	-	-	88	-	-	-	-	-	8	-	-	96	-
Olympic Council of Asia	OCA	73	-	-	-	-	-	-	-	-	-	-	-	73	-
Polish Anti-Doping Agency	POLADA	36	-	1	22	-	-	-	-	-	9	-	-	67	1.5%
Slovenian Antidoping Organization	SLOADO	-	-	-	61	-	-	-	-	-	-	-	-	61	-
Czech Anti-Doping Committee	CADC	39	-	-	17	-	-	-	-	-	2	-	-	58	-
Korea Anti-Doping Agency	KADA	31	-	-	13	-	-	2	-	-	-	-	-	46	-
Romanian National Anti-Doping Agency	ANAD-Romania	-	-	-	25	-	-	-	-	-	15	-	-	40	-
CHN-Federation of University Sports of China	CHN-FUS	-	-	-	37	-	-	-	-	-	2	-	-	39	-
World Anti-Doping Agency	WADA-AMA	-	-	-	18	-	-	-	-	-	18	-	-	36	-
Estonian Anti-Doping Agency	EADA	8	-	-	22	-	-	-	-	-	5	-	-	35	-
Bulgarian Anti-doping Center	BUL-NADO	10	-	-	19	-	-	-	-	-	2	-	-	31	-
Belarus National Anti-Doping Agency	BNADA	6	-	-	19	-	-	-	-	-	3	-	-	28	-
European Olympic Committees	EOC	18	-	-	-	-	-	-	-	-	-	-	-	18	-
Drug Free Sport New Zealand	DFSNZ	-	-	-	16	-	-	-	-	-	-	-	-	16	-
Slovak Anti-Doping Agency	SADA	6	-	-	9	-	-	-	-	-	-	-	-	15	-
Turkish Anti Doping Commission	TADC	4	-	-	11	-	-	-	-	-	-	-	-	15	-
Spain National Anti-Doping Agency	ESP-NADO	-	-	-	15	-	-	-	-	-	-	-	-	15	-
Netherlands Anti-Doping Authority	ADAN	-	-	-	13	-	-	-	-	-	-	-	-	13	-
Monaco Anti-Doping Committee	CMA Monaco	-	-	-	10	-	-	-	-	-	3	-	-	13	-
UK Anti-Doping	UKAD	-	-	-	12	-	-	-	-	-	1	-	-	13	-
Anti-Doping department of State Sports Medicine Centre	LAT-NADO	-	-	-	12	-	-	-	-	-	-	-	-	12	-
Agency for Anti-Doping Control of Bosnia and Herzegovina	BIH-NADO	-	-	-	9	-	-	-	-	-	2	-	-	11	-
Andorra National Anti-Doping Commission	AGAD	-	-	-	8	-	-	-	-	-	-	-	-	8	-
Eastern Europe RADO	E-EUR-RADO	-	-	-	7	-	-	-	-	-	-	-	-	7	-
Hungarian Anti-Doping Agency	HUNADO	-	-	-	4	-	-	-	-	-	2	-	-	6	-
Anti-Doping Denmark	ADD	1	-	-	2	-	-	1	-	-	1	-	-	5	-
Portugal Anti-Doping Agency	ADoP	4	-	1	-	-	-	-	-	-	-	-	-	4	25.0%
NADO Flanders	NADOF	-	-	-	4	-	-	-	-	-	-	-	-	4	-
Anti-Doping Agency of Serbia	ADAS	3	-	-	-	-	-	-	-	-	-	-	-	3	-
German Youth Force Sports Association	GER-DJK	3	-	-	-	-	-	-	-	-	-	-	-	3	-
Croatian Institute for Toxicology and Anti-Doping	CITA	-	-	-	3	-	-	-	-	-	-	-	-	3	-
Central Asia RADO	RADOCA-RADO	-	-	-	2	-	-	-	-	-	-	-	-	2	-
Lithuanian Anti-Doping Agency	LTU-NADO	-	-	-	2	-	-	-	-	-	-	-	-	2	-
National Anti-doping Center of Ukraine	NADC Ukraine	-	-	-	2	-	-	-	-	-	-	-	-	2	-
Chilean National Anti-Doping Commission	CHI-NADO	2	-	-	-	-	-	-	-	-	-	-	-	2	-
Mongolian National Anti-Doping Organization	MGL-NADO	-	-	-	2	-	-	-	-	-	-	-	-	2	-
San Marino Standing Committee on Anti-Doping	SMR-NADO	-	-	-	2	-	-	-	-	-	-	-	-	2	-
European Triathlon Union	ETU	1	-	-	-	-	-	-	-	-	-	-	-	1	-
		<b>2183</b>	<b>4</b>	<b>11</b>	<b>4733</b>	<b>-</b>	<b>4</b>	<b>73</b>	<b>-</b>	<b>-</b>	<b>772</b>	<b>-</b>	<b>-</b>	<b>7761</b>	

**Table 60: ARISF Sport - Air Sports**

Testing Authority (TA)	ADAMS Code	Urine						Blood						Total Samples	% AAF
		IC			OOC			IC			OOC				
		Samples	ATF	AAF	Samples	ATF	AAF	Samples	ATF	AAF	Samples	ATF	AAF		
World Air Sports Federation	FAI	33	-	1	4	-	1	-	-	-	-	-	-	37	5%
German National Anti-Doping Agency	NADA	8	-	-	-	-	-	-	-	-	-	-	-	8	-
Anti-Doping Norway	ADNO	-	-	-	7	-	-	-	-	-	-	-	-	7	-
Czech Anti-Doping Committee	CADC	4	-	-	-	-	-	-	-	-	-	-	-	4	-
Anti-Doping Agency of Serbia	ADAS	2	-	-	-	-	-	-	-	-	-	-	-	2	-
Hungarian Anti-Doping Agency	HUNADO	-	-	-	2	-	-	-	-	-	-	-	-	2	-
Spain National Anti-Doping Agency	ESP-NADO	-	-	-	1	-	-	-	-	-	-	-	-	1	-
Antidoping Switzerland	ADCH	-	-	-	1	-	-	-	-	-	-	-	-	1	-
		<b>47</b>	<b>-</b>	<b>1</b>	<b>15</b>	<b>-</b>	<b>1</b>	<b>-</b>	<b>-</b>	<b>-</b>	<b>-</b>	<b>-</b>	<b>-</b>	<b>62</b>	

**Table 61: ARISF Sport - American Football**

Testing Authority (TA)	ADAMS Code	Urine						Blood						Total Samples	% AAF
		IC			OOC			IC			OOC				
		Samples	ATF	AAF	Samples	ATF	AAF	Samples	ATF	AAF	Samples	ATF	AAF		
Swedish Sports Confederation	RF	59	-	3	67	-	1	-	-	-	-	-	-	126	3.2%
Finnish Center for Integrity in Sports/Finnish Anti-Doping Agency	FINCIS/FINADA	40	-	-	58	-	-	4	-	-	7	-	-	109	-
Canadian Centre for Ethics in Sport	CCES	19	-	-	36	-	-	-	-	-	4	-	-	59	-
French Anti-Doping Agency	AFLD-NADO	28	-	2	19	-	-	-	-	-	5	-	-	52	3.8%
Anti-Doping Norway	ADNO	20	-	-	20	-	-	-	-	-	-	-	-	40	-
Anti-Doping Denmark	ADD	20	-	-	12	-	-	-	-	-	-	-	-	32	-
German National Anti-Doping Agency	NADA	22	-	-	-	-	-	4	-	-	-	-	-	26	-
Italian National Anti-Doping Agency	NADO ITALIA	24	-	3	2	-	1	-	-	-	-	-	-	26	15.4%
Anti-Doping Agency of Serbia	ADAS	22	-	2	1	-	-	2	-	-	-	-	-	25	8.0%
International Federation of American Football	IFAF	4	-	-	15	-	-	-	-	-	-	-	-	19	-
Mexican National Anti-Doping Committee	MEX-NADO	-	-	-	19	-	-	-	-	-	-	-	-	19	-
National Anti-Doping Agency Austria GmbH	NADA Austria	6	-	-	4	-	-	-	-	-	4	-	-	14	-
Japan Anti-Doping Agency	JADA	13	-	-	-	-	-	-	-	-	-	-	-	13	-
Czech Anti-Doping Committee	CADC	8	-	1	4	-	-	-	-	-	-	-	-	12	8%
Hungarian Anti-Doping Agency	HUNADO	12	-	1	-	-	-	-	-	-	-	-	-	12	8.3%
International World Games Association	IWGA	8	-	-	-	-	-	2	-	-	-	-	-	10	-
Antidoping Switzerland	ADCH	8	-	-	-	-	-	-	-	-	-	-	-	8	-
Polish Anti-Doping Agency	POLADA	6	-	2	-	-	-	-	-	-	-	-	-	6	33%
NADO Flanders	NADOF	6	-	-	-	-	-	-	-	-	-	-	-	6	-
Turkish Anti Doping Commission	TADC	4	-	1	-	-	-	-	-	-	-	-	-	4	25.0%
Spain National Anti-Doping Agency	ESP-NADO	4	-	2	-	-	-	-	-	-	-	-	-	4	50%
		<b>333</b>	<b>-</b>	<b>17</b>	<b>257</b>	<b>-</b>	<b>2</b>	<b>12</b>	<b>-</b>	<b>-</b>	<b>20</b>	<b>-</b>	<b>-</b>	<b>622</b>	

**Table 62: ARISF Sport - Automobile**

Testing Authority (TA)	ADAMS Code	Urine						Blood						Total Samples	% AAF
		IC			OOC			IC			OOC				
		Samples	ATF	AAF	Samples	ATF	AAF	Samples	ATF	AAF	Samples	ATF	AAF		
International Automobile Federation	FIA	109	-	1	11	-	-	-	-	-	-	-	-	120	1%
Spain National Anti-Doping Agency	ESP-NADO	26	-	1	1	-	-	-	-	-	-	-	-	27	3.7%
Portugal Anti-Doping Agency	ADoP	25	-	2	-	-	-	-	-	-	-	-	-	25	8.0%
German National Anti-Doping Agency	NADA	24	-	-	-	-	-	-	-	-	-	-	-	24	-
Brasilian Authority on Anti-Doping Control	ABCD	15	-	1	4	-	-	-	-	-	-	-	-	19	5%
French Anti-Doping Agency	AFLD-NADO	15	-	-	-	-	-	-	-	-	-	-	-	15	-
Antidoping Switzerland	ADCH	12	-	-	-	-	-	-	-	-	-	-	-	12	-
NADO Flanders	NADOF	12	-	1	-	-	-	-	-	-	-	-	-	12	8%
Australian Sports Anti-Doping Authority	ASADA	12	-	-	-	-	-	-	-	-	-	-	-	12	-
Romanian National Anti-Doping Agency	ANAD-Romania	12	-	-	-	-	-	-	-	-	-	-	-	12	-
French Community of Belgium NADO	BEL-CFWB	12	-	-	-	-	-	-	-	-	-	-	-	12	-
Sport Ireland	SI	9	-	-	-	-	-	-	-	-	-	-	-	9	-
Czech Anti-Doping Committee	CADC	9	-	-	-	-	-	-	-	-	-	-	-	9	-
Netherlands Anti-Doping Authority	ADAN	9	-	-	-	-	-	-	-	-	-	-	-	9	-
UK Anti-Doping	UKAD	7	-	-	-	-	-	-	-	-	-	-	-	7	-
Finnish Center for Integrity in Sports/Finnish Anti-Doping Agency	FINCIS/FINADA	7	-	-	-	-	-	-	-	-	-	-	-	7	-
Anti-Doping department of State Sports Medicine Centre	LAT-NADO	5	-	-	-	-	-	-	-	-	-	-	-	5	-
Turkish Anti Doping Commission	TADC	4	-	-	-	-	-	-	-	-	-	-	-	4	-
Anti-Doping Organization of New Caledonia	OADC	4	-	-	-	-	-	-	-	-	-	-	-	4	-
Monaco Anti-Doping Committee	CMA Monaco	-	-	-	3	-	-	-	-	-	1	-	-	4	-
Italian National Anti-Doping Agency	NADO ITALIA	3	-	-	-	-	-	-	-	-	-	-	-	3	-
Brazilian Automobile Confederation	BRA-CBAU	3	-	-	-	-	-	-	-	-	-	-	-	3	-
Japan Anti-Doping Agency	JADA	2	-	-	-	-	-	-	-	-	-	-	-	2	-
Anti-Doping Agency of Serbia	ADAS	2	-	-	-	-	-	-	-	-	-	-	-	2	-
		<b>338</b>	<b>-</b>	<b>6</b>	<b>19</b>	<b>-</b>	<b>-</b>	<b>-</b>	<b>-</b>	<b>-</b>	<b>1</b>	<b>-</b>	<b>-</b>	<b>358</b>	

**2017 Anti-Doping Testing Figures**  
*Samples Analyzed and Reported by Accredited Laboratories in ADAMS*

**Table 63: ARISF Sport - Bandy**

Testing Authority (TA)	ADAMS Code	Urine						Blood						Total Samples	% AAF
		IC			OOC			IC			OOC				
		Samples	ATF	AAF	Samples	ATF	AAF	Samples	ATF	AAF	Samples	ATF	AAF		
Swedish Sports Confederation	RF	24	-	-	29	-	1	-	-	-	-	-	-	53	1.9%
International Federation of Bandy	FIB	24	-	-	19	-	-	-	-	-	4	-	-	47	-
Finnish Center for Integrity in Sports/Finnish Anti-Doping Agency	FINCIS/FINADA	8	-	-	4	-	-	2	-	-	-	-	-	14	-
Anti-Doping Norway	ADNO	4	-	-	-	-	-	-	-	-	-	-	-	4	-
		<b>60</b>	<b>-</b>	<b>-</b>	<b>52</b>	<b>-</b>	<b>1</b>	<b>2</b>	<b>-</b>	<b>-</b>	<b>4</b>	<b>-</b>	<b>-</b>	<b>118</b>	

**Table 64: ARISF Sport - Baseball**

Testing Authority (TA)	ADAMS Code	Urine						Blood						Total Samples	% AAF
		IC			OOC			IC			OOC				
		Samples	ATF	AAF	Samples	ATF	AAF	Samples	ATF	AAF	Samples	ATF	AAF		
World Baseball Softball Confederation	WBSC	239	-	21	11	-	-	16	-	-	-	-	-	266	7.9%
German National Anti-Doping Agency	NADA	42	-	2	52	-	-	-	-	-	5	-	-	99	2.0%
Mexican League Baseball	MEX-BASL	93	1	8	-	-	-	-	-	-	-	-	-	93	8.6%
Venezuelan Professional Baseball League	VEN-ProBB	83	-	5	-	-	-	-	-	-	-	-	-	83	6.0%
Australian Sports Anti-Doping Authority	ASADA	35	-	5	33	-	-	2	-	-	6	-	-	76	6.6%
Japan Anti-Doping Agency	JADA	24	-	-	31	-	-	-	-	-	-	-	-	55	-
Cuban National Anti-Doping Agency	CUB-NADO	-	-	-	50	-	-	-	-	-	-	-	-	50	-
Italian National Anti-Doping Agency	NADO ITALIA	43	-	-	-	-	-	-	-	-	-	-	-	43	-
Korea Anti-Doping Agency	KADA	21	-	-	20	-	-	-	-	-	-	-	-	41	-
Netherlands Anti-Doping Authority	ADAN	26	-	4	7	-	-	-	-	-	-	-	-	33	12.1%
Canadian Centre for Ethics in Sport	CCES	5	-	-	19	-	-	-	-	-	2	-	-	26	-
China Anti-Doping Agency	CHINADA	25	-	-	-	-	-	1	-	-	-	-	-	26	-
Finnish Center for Integrity in Sports/Finnish Anti-Doping Agency	FINCIS/FINADA	17	-	-	6	-	-	-	-	-	2	-	-	25	-
Czech Anti-Doping Committee	CADC	14	1	-	8	-	-	-	-	-	-	-	-	22	-
Central American Sports Organization	ORDECA	16	-	-	4	-	-	-	-	-	-	-	-	20	-
Swedish Sports Confederation	RF	13	-	-	3	-	-	-	-	-	-	-	-	16	-
Spain National Anti-Doping Agency	ESP-NADO	8	-	1	-	-	-	2	-	-	-	-	-	10	10%
CHN-Provincial Sports Bureau in China	CHN-PSB	-	-	-	9	-	-	-	-	-	-	-	-	9	-
National Anti-Doping Agency Austria GmbH	NADA Austria	-	-	-	8	-	-	-	-	-	-	-	-	8	-
French Anti-Doping Agency	AFLD-NADO	6	-	-	1	-	-	-	-	-	-	-	-	7	-
Anti-Doping Commission, Chinese Taipei Olympic Committee	CTADA	-	-	-	6	-	-	-	-	-	-	-	-	6	-
French Community of Belgium NADO	BEL-CFWB	6	-	-	-	-	-	-	-	-	-	-	-	6	-
Brazilian Authority on Anti-Doping Control	ABCD	4	-	-	-	-	-	-	-	-	-	-	-	4	-
Romanian National Anti-Doping Agency	ANAD-Romania	4	-	-	-	-	-	-	-	-	-	-	-	4	-
Bolivian Sports Organization	ODEBO	4	-	-	-	-	-	-	-	-	-	-	-	4	-
Peru National Anti-Doping Commission	CONAD PERU	-	-	-	3	-	-	-	-	-	-	-	-	3	-
Turkish Anti Doping Commission	TADC	2	-	-	-	-	-	-	-	-	-	-	-	2	-
Algerian National Anti-Doping Organization	ALG-NADO	1	-	-	-	-	-	-	-	-	-	-	-	1	-
Anti-Doping Agency of Serbia	ADAS	1	-	-	-	-	-	-	-	-	-	-	-	1	-
		<b>732</b>	<b>2</b>	<b>46</b>	<b>271</b>	<b>-</b>	<b>-</b>	<b>21</b>	<b>-</b>	<b>-</b>	<b>15</b>	<b>-</b>	<b>-</b>	<b>1039</b>	

**Table 65: ARISF Sport - Basque Pelota**

Testing Authority (TA)	ADAMS Code	Urine						Blood						Total Samples	% AAF
		IC			OOC			IC			OOC				
		Samples	ATF	AAF	Samples	ATF	AAF	Samples	ATF	AAF	Samples	ATF	AAF		
International Federation of Basque Pelota	FIPV	23	-	-	6	-	1	-	-	-	-	-	-	29	3%
French Anti-Doping Agency	AFLD-NADO	6	-	1	-	-	-	-	-	-	-	-	-	6	16.7%
Cuban National Anti-Doping Agency	CUB-NADO	-	-	-	4	-	-	-	-	-	-	-	-	4	-
Spain National Anti-Doping Agency	ESP-NADO	4	-	-	-	-	-	-	-	-	-	-	-	4	-
Basque Anti-Doping Agency	ESP-Vasco	2	-	-	-	-	-	-	-	-	-	-	-	2	-
		<b>35</b>	<b>-</b>	<b>1</b>	<b>10</b>	<b>-</b>	<b>1</b>	<b>-</b>	<b>-</b>	<b>-</b>	<b>-</b>	<b>-</b>	<b>-</b>	<b>45</b>	

**Table 66: ARISF Sport - Billiards Sports**

Testing Authority (TA)	ADAMS Code	Urine						Blood						Total Samples	% AAF
		IC			OOC			IC			OOC				
		Samples	ATF	AAF	Samples	ATF	AAF	Samples	ATF	AAF	Samples	ATF	AAF		
Portugal Anti-Doping Agency	ADoP	21	-	2	-	-	-	-	-	-	-	-	-	21	10%
World Confederation of Billiards Sports	WCBS	18	-	2	1	-	-	-	-	-	-	-	-	19	11%
Doping Control Agency of Thailand	DCAT	5	-	-	14	-	-	-	-	-	-	-	-	19	-
Korea Anti-Doping Agency	KADA	17	-	-	-	-	-	-	-	-	-	-	-	17	-
World Snooker Limited	WSL	15	-	-	-	-	-	-	-	-	-	-	-	15	-
Netherlands Anti-Doping Authority	ADAN	14	-	-	-	-	-	-	-	-	-	-	-	14	-
China Anti-Doping Agency	CHINADA	-	-	-	11	-	-	-	-	-	-	-	-	11	-
Japan Anti-Doping Agency	JADA	7	-	-	4	-	-	-	-	-	-	-	-	11	-
French Anti-Doping Agency	AFLD-NADO	9	-	1	-	-	-	-	-	-	-	-	-	9	11%
German National Anti-Doping Agency	NADA	8	-	-	-	-	-	-	-	-	-	-	-	8	-
National Anti-Doping Agency Austria GmbH	NADA Austria	2	-	2	4	-	-	-	-	-	-	-	-	6	33%
European Pocket Billiard Federation	EPBF	6	-	-	-	-	-	-	-	-	-	-	-	6	-
Hong Kong Anti-Doping Committee	HKG-ADC	-	-	-	6	-	-	-	-	-	-	-	-	6	-
South East Asian Games Federation	SEAGF	5	-	-	-	-	-	-	-	-	-	-	-	5	-
Polish Anti-Doping Agency	POLADA	4	-	-	-	-	-	-	-	-	-	-	-	4	-
Spain National Anti-Doping Agency	ESP-NADO	4	-	-	-	-	-	-	-	-	-	-	-	4	-
Turkish Anti Doping Commission	TADC	4	-	-	-	-	-	-	-	-	-	-	-	4	-
International World Games Association	IWGA	4	-	-	-	-	-	-	-	-	-	-	-	4	-
Czech Anti-Doping Committee	CADC	3	-	-	-	-	-	-	-	-	-	-	-	3	-
Egyptian National Anti-doping Organization	EGY-NADO	-	-	-	3	-	-	-	-	-	-	-	-	3	-
South African Institute for Drug-Free Sport	SAIDS	3	-	1	-	-	-	-	-	-	-	-	-	3	33%
Anti-Doping Agency of Malaysia	ADAMAS	-	-	-	2	-	-	-	-	-	-	-	-	2	-
Olympic Council of Asia	OCA	2	-	-	-	-	-	-	-	-	-	-	-	2	-
Nicaragua Anti-doping Organization	NCA-NADO	-	-	-	2	-	-	-	-	-	-	-	-	2	-
Central American Sports Organization	ORDECA	2	-	-	-	-	-	-	-	-	-	-	-	2	-
Brunei Darussalam Anti-Doping Committee	BDADC BRUNEI	-	-	-	1	-	-	-	-	-	-	-	-	1	-
		<b>153</b>	<b>-</b>	<b>8</b>	<b>48</b>	<b>-</b>	<b>-</b>	<b>-</b>	<b>-</b>	<b>-</b>	<b>-</b>	<b>-</b>	<b>-</b>	<b>201</b>	

**Table 67: ARISF Sport - Boules Sports**

Testing Authority (TA)	ADAMS Code	Urine						Blood						Total Samples	% AAF
		IC			OOC			IC			OOC				
		Samples	ATF	AAF	Samples	ATF	AAF	Samples	ATF	AAF	Samples	ATF	AAF		
Doping Control Agency of Thailand	DCAT	12	-	-	36	-	-	-	-	-	-	-	-	48	-
South East Asian Games Federation	SEAGF	18	-	-	-	-	-	-	-	-	-	-	-	18	-
Brunei Darussalam Anti-Doping Committee	BDADC BRUNEI	-	-	-	16	-	-	-	-	-	-	-	-	16	-
Bowl Sports World Confederation	CMSB	13	-	2	-	-	-	-	-	-	-	-	-	13	15%
French Anti-Doping Agency	AFLD-NADO	11	-	-	-	-	-	-	-	-	-	-	-	11	-
German National Anti-Doping Agency	NADA	9	-	-	-	-	-	-	-	-	-	-	-	9	-
Anti-Doping Agency of Malaysia	ADAMAS	-	-	-	9	-	-	-	-	-	-	-	-	9	-
International Federation of Pétanque and Provençale Games	FIPJP	8	-	-	-	-	-	-	-	-	-	-	-	8	-
Monaco Anti-Doping Committee	CMA Monaco	5	-	2	-	-	-	-	-	-	-	-	-	5	40%
International World Games Association	IWGA	4	-	-	-	-	-	-	-	-	-	-	-	4	-
International Federation of Boules Sport	FIB - Boules	4	-	-	-	-	-	-	-	-	-	-	-	4	-
National Anti Doping Agency -India	IND-NADO	-	-	-	4	-	-	-	-	-	-	-	-	4	-
Africa Zone I RADO	AFR-RADO-I	3	-	1	-	-	-	-	-	-	-	-	-	3	33%
Canadian Centre for Ethics in Sport	CCEC	3	-	-	-	-	-	-	-	-	-	-	-	3	-
Turkish Anti Doping Commission	TADC	2	-	-	-	-	-	-	-	-	-	-	-	2	-
Vietnam Anti-Doping & Sports Medicine Agency	VADA	-	-	-	2	-	-	-	-	-	-	-	-	2	-
Spain National Anti-Doping Agency	ESP-NADO	2	-	-	-	-	-	-	-	-	-	-	-	2	-
San Marino Standing Committee on Anti-Doping	SMR-NADO	1	-	-	-	-	-	-	-	-	-	-	-	1	-
		<b>95</b>	<b>-</b>	<b>5</b>	<b>67</b>	<b>-</b>	<b>-</b>	<b>-</b>	<b>-</b>	<b>-</b>	<b>-</b>	<b>-</b>	<b>-</b>	<b>162</b>	

**Table 68: ARISF Sport - Bowling**

Testing Authority (TA)	ADAMS Code	Urine						Blood						Total Samples	% AAF
		IC			OOC			IC			OOC				
		Samples	ATF	AAF	Samples	ATF	AAF	Samples	ATF	AAF	Samples	ATF	AAF		
Doping Control Agency of Thailand	DCAT	5	-	-	18	-	-	-	-	-	-	-	-	23	-
Korea Anti-Doping Agency	KADA	14	-	-	3	-	-	-	-	-	-	-	-	17	-
Japan Anti-Doping Agency	JADA	17	-	-	-	-	-	-	-	-	-	-	-	17	-
Romanian National Anti-Doping Agency	ANAD-Romania	-	-	-	13	-	-	-	-	-	-	-	-	13	-
China Anti-Doping Agency	CHINADA	-	-	-	11	-	-	-	-	-	-	-	-	11	-
Brazilian Authority on Anti-Doping Control	ABCD	9	-	-	-	-	-	-	-	-	-	-	-	9	-
South East Asian Games Federation	SEAGF	9	-	-	-	-	-	-	-	-	-	-	-	9	-
US Anti-Doping Agency	USADA	-	-	-	9	-	1	-	-	-	-	-	-	9	11%
Netherlands Anti-Doping Authority	ADAN	8	-	1	-	-	-	-	-	-	-	-	-	8	13%
World Bowling	WB	4	-	-	3	-	-	-	-	-	-	-	-	7	-
German National Anti-Doping Agency	NADA	6	-	-	-	-	-	-	-	-	-	-	-	6	-
Spain National Anti-Doping Agency	ESP-NADO	4	-	-	1	-	-	-	-	-	-	-	-	5	-
Saudi Arabian Antidoping Committee	KSA-NADO	-	-	-	4	-	-	-	-	-	-	-	-	4	-
Turkish Anti Doping Commission	TADC	4	-	-	-	-	-	-	-	-	-	-	-	4	-
Czech Anti-Doping Committee	CADC	4	-	-	-	-	-	-	-	-	-	-	-	4	-
Finnish Center for Integrity in Sports/Finnish Anti-Doping Agency	FINCIS/FINADA	4	-	-	-	-	-	-	-	-	-	-	-	4	-
Hong Kong Anti-Doping Committee	HKG-ADC	-	-	-	4	-	-	-	-	-	-	-	-	4	-
International World Games Association	IWGA	4	-	1	-	-	-	-	-	-	-	-	-	4	25%
Bolivian Sports Organization	ODEBO	3	-	-	-	-	-	-	-	-	-	-	-	3	-
Canadian Centre for Ethics in Sport	CCES	-	-	-	3	-	-	-	-	-	-	-	-	3	-
South African Institute for Drug-Free Sport	SAIDS	3	-	-	-	-	-	-	-	-	-	-	-	3	-
Anti-Doping Agency of Serbia	ADAS	2	-	-	-	-	-	-	-	-	-	-	-	2	-
Olympic Council of Asia	OCA	2	-	-	-	-	-	-	-	-	-	-	-	2	-
National Olympic and Sports Association of Iceland	ISL-NADO	2	-	-	-	-	-	-	-	-	-	-	-	2	-
Anti-Doping Commission of Malta	MLT-NADO	-	-	-	1	-	-	-	-	-	-	-	-	1	-
		<b>104</b>	<b>-</b>	<b>2</b>	<b>70</b>	<b>-</b>	<b>1</b>	<b>-</b>	<b>-</b>	<b>-</b>	<b>-</b>	<b>-</b>	<b>-</b>	<b>174</b>	

**Table 69: ARISF Sport - Bridge**

Testing Authority (TA)	ADAMS Code	Urine						Blood						Total Samples	% AAF
		IC			OOC			IC			OOC				
		Samples	ATF	AAF	Samples	ATF	AAF	Samples	ATF	AAF	Samples	ATF	AAF		
World Bridge Federation	WBF	11	-	3	-	-	-	-	-	-	-	-	-	11	27%
Italian National Anti-Doping Agency	NADO ITALIA	8	-	2	-	-	-	-	-	-	-	-	-	8	25%
Portugal Anti-Doping Agency	ADoP	6	-	-	-	-	-	-	-	-	-	-	-	6	-
Doping Control Agency of Thailand	DCAT	4	-	-	-	-	-	-	-	-	-	-	-	4	-
Anti-Doping Agency of Serbia	ADAS	2	-	-	-	-	-	-	-	-	-	-	-	2	-
Turkish Anti Doping Commission	TADC	2	-	-	-	-	-	-	-	-	-	-	-	2	-
		<b>33</b>	<b>-</b>	<b>5</b>	<b>-</b>	<b>-</b>	<b>-</b>	<b>-</b>	<b>-</b>	<b>-</b>	<b>-</b>	<b>-</b>	<b>-</b>	<b>33</b>	

**Table 70: AIMS Sport - Cheer**

Testing Authority (TA)	ADAMS Code	Urine						Blood						Total Samples	% AAF
		IC			OOC			IC			OOC				
		Samples	ATF	AAF	Samples	ATF	AAF	Samples	ATF	AAF	Samples	ATF	AAF		
International Cheer Union	ICU	41	-	4	12	-	1	-	-	-	-	-	-	53	9%
Anti-Doping Norway	ADNO	6	-	1	10	-	-	-	-	-	-	-	-	16	6%
		<b>47</b>	<b>-</b>	<b>5</b>	<b>22</b>	<b>-</b>	<b>1</b>	<b>-</b>	<b>-</b>	<b>-</b>	<b>-</b>	<b>-</b>	<b>-</b>	<b>69</b>	

**Table 71: ARISF Sport - Chess**

Testing Authority (TA)	ADAMS Code	Urine						Blood						Total Samples	% AAF
		IC			OOC			IC			OOC				
		Samples	ATF	AAF	Samples	ATF	AAF	Samples	ATF	AAF	Samples	ATF	AAF		
Doping Control Agency of Thailand	DCAT	-	-	-	18	-	-	-	-	-	-	-	-	18	-
German National Anti-Doping Agency	NADA	14	-	1	-	-	-	-	-	-	-	-	-	14	7%
China Anti-Doping Agency	CHINADA	-	-	-	12	-	-	-	-	-	-	-	-	12	-
Egyptian National Anti-doping Organization	EGY-NADO	12	-	-	-	-	-	-	-	-	-	-	-	12	-
Turkish Anti Doping Commission	TADC	11	-	-	-	-	-	-	-	-	-	-	-	11	-
Portugal Anti-Doping Agency	ADoP	6	-	1	-	-	-	-	-	-	-	-	-	6	17%
World Chess Federation	FIDE	5	-	-	1	-	-	-	-	-	-	-	-	6	-
Hellenic National Council for Combatting Doping	ESKAN	5	-	-	1	-	-	-	-	-	-	-	-	6	-
Spain National Anti-Doping Agency	ESP-NADO	5	-	-	-	-	-	-	-	-	-	-	-	5	-
French Anti-Doping Agency	AFLD-NADO	4	-	-	-	-	-	-	-	-	-	-	-	4	-
Romanian National Anti-Doping Agency	ANAD-Romania	2	-	-	1	-	-	-	-	-	-	-	-	3	-
Central American Sports Organization	ORDECA	2	-	-	-	-	-	-	-	-	-	-	-	2	-
Anti-Doping Agency of Serbia	ADAS	2	-	-	-	-	-	-	-	-	-	-	-	2	-
Olympic Council of Asia	OCA	1	-	-	-	-	-	-	-	-	-	-	-	1	-
		<b>69</b>	<b>-</b>	<b>2</b>	<b>33</b>	<b>-</b>	<b>-</b>	<b>-</b>	<b>-</b>	<b>-</b>	<b>-</b>	<b>-</b>	<b>-</b>	<b>102</b>	



**2017 Anti-Doping Testing Figures**  
**Samples Analyzed and Reported by Accredited Laboratories in ADAMS**

**Table 72: ARISF Sport - Cricket**

Testing Authority (TA)	ADAMS Code	Urine						Blood						Total Samples	% AAF
		IC Samples	ATF	AAF	OOB Samples	ATF	AAF	IC Samples	ATF	AAF	OOB Samples	ATF	AAF		
International Cricket Council	ICC	149	-	-	214	-	1	-	-	-	26	-	-	389	0.3%
Board of Control for Cricket in India	IND-BCCI	233	2	1	42	-	-	-	-	-	-	-	-	275	0.4%
UK Anti-Doping	UKAD	98	-	-	100	-	-	-	-	-	20	-	-	218	-
Australian Sports Anti-Doping Authority	ASADA	32	-	1	61	-	-	-	-	-	6	-	-	99	1%
Drug Free Sport New Zealand	DFSNZ	24	-	1	44	-	-	-	-	-	-	-	-	68	1%
Anti-Doping Organization of Pakistan	ADOPak	58	-	1	2	-	-	-	-	-	-	-	-	60	2%
Doping Control Agency of Thailand	DCAT	8	-	-	42	-	-	-	-	-	-	-	-	50	-
Bangladesh Cricket Board	BAN-BCB	27	-	-	-	-	-	-	-	-	-	-	-	27	-
Jamaica Anti-Doping Commission	JADCO	-	-	-	22	-	-	-	-	-	2	-	-	24	-
South East Asian Games Federation	SEAGF	10	-	-	2	-	-	-	-	-	-	-	-	12	-
West Indies Cricket Board	WICB	12	-	-	-	-	-	-	-	-	-	-	-	12	-
Netherlands Anti-Doping Authority	ADAN	12	-	1	-	-	-	-	-	-	-	-	-	12	8%
Pakistan Cricket Board	PAK-CR	10	-	-	-	-	-	-	-	-	-	-	-	10	-
Korea Anti-Doping Agency	KADA	-	-	-	10	-	-	-	-	-	-	-	-	10	-
National Anti Doping Agency -India	IND-NADO	10	-	-	-	-	-	-	-	-	-	-	-	10	-
South African Institute for Drug-Free Sport	SAIDS	6	-	-	-	-	-	-	-	-	-	-	-	6	-
Hong Kong Anti-Doping Committee	HKG-ADC	-	-	-	4	-	-	-	-	-	-	-	-	4	-
Anti-Doping Singapore	ADS	-	-	-	4	-	-	-	-	-	-	-	-	4	-
Canadian Centre for Ethics in Sport	CCES	-	-	-	3	-	-	-	-	-	-	-	-	3	-
Italian National Anti-Doping Agency	NADO ITALIA	2	-	-	-	-	-	-	-	-	-	-	-	2	-
Anti-Doping Agency of Serbia	ADAS	2	-	-	-	-	-	-	-	-	-	-	-	2	-
Lembaga Anti-Doping Indonesia	LADI	-	-	-	2	-	-	-	-	-	-	-	-	2	-
South Asia RADO	S-ASIA-RADO	-	-	-	1	-	-	-	-	-	-	-	-	1	-
<b>Total</b>		<b>693</b>	<b>2</b>	<b>5</b>	<b>553</b>	<b>-</b>	<b>1</b>	<b>-</b>	<b>-</b>	<b>-</b>	<b>54</b>	<b>-</b>	<b>-</b>	<b>1300</b>	

**Table 73: ARISF Sport - DanceSport**

Testing Authority (TA)	ADAMS Code	Urine						Blood						Total Samples	% AAF
		IC Samples	ATF	AAF	OOB Samples	ATF	AAF	IC Samples	ATF	AAF	OOB Samples	ATF	AAF		
German National Anti-Doping Agency	NADA	34	-	-	69	-	-	-	-	-	5	-	-	108	-
World DanceSport Federation	WDSF	61	-	2	12	-	-	-	-	-	-	-	-	73	3%
Japan Anti-Doping Agency	JADA	24	-	-	9	-	-	-	-	-	-	-	-	33	-
Romanian National Anti-Doping Agency	ANAD-Romania	26	-	-	-	-	-	1	-	-	-	-	-	27	-
Doping Control Agency of Thailand	DCAT	4	-	-	8	-	-	-	-	-	-	-	-	12	-
World Dance Council	WDC	10	-	-	-	-	-	-	-	-	-	-	-	10	-
China Anti-Doping Agency	CHINADA	-	-	-	10	-	-	-	-	-	-	-	-	10	-
Netherlands Anti-Doping Authority	ADAN	10	-	-	-	-	-	-	-	-	-	-	-	10	-
French Community of Belgium NADO	BEL-CFWB	8	-	1	-	-	-	-	-	-	-	-	-	8	13%
Russian National Anti-Doping Organization	RUSADA	7	-	-	-	-	-	-	-	-	-	-	-	7	-
Finnish Center for Integrity in Sports/Finnish Anti-Doping Agency	FINCIS/FINADA	6	-	-	-	-	-	-	-	-	-	-	-	6	-
Portugal Anti-Doping Agency	ADoP	4	-	-	-	-	-	-	-	-	-	-	-	4	-
International World Games Association	IWGA	4	-	-	-	-	-	-	-	-	-	-	-	4	-
Anti-Doping Norway	ADNO	4	-	-	-	-	-	-	-	-	-	-	-	4	-
Korea Anti-Doping Agency	KADA	4	-	-	-	-	-	-	-	-	-	-	-	4	-
Swedish Sports Confederation	RF	3	-	-	-	-	-	-	-	-	-	-	-	3	-
National Anti-Doping Agency Austria GmbH	NADA Austria	-	-	-	3	-	-	-	-	-	-	-	-	3	-
Anti-Doping Agency of Serbia	ADAS	2	-	-	-	-	-	-	-	-	-	-	-	2	-
Olympic Council of Asia	OCA	2	-	-	-	-	-	-	-	-	-	-	-	2	-
Hong Kong Anti-Doping Committee	HKG-ADC	-	-	-	2	-	-	-	-	-	-	-	-	2	-
Hungarian Anti-Doping Agency	HUNADO	-	-	-	2	-	-	-	-	-	-	-	-	2	-
<b>Total</b>		<b>213</b>	<b>-</b>	<b>3</b>	<b>115</b>	<b>-</b>	<b>-</b>	<b>1</b>	<b>-</b>	<b>-</b>	<b>5</b>	<b>-</b>	<b>-</b>	<b>334</b>	

**Table 74: ARISF Sport - Floorball**

Testing Authority (TA)	ADAMS Code	Urine						Blood						Total Samples	% AAF
		IC Samples	ATF	AAF	OOB Samples	ATF	AAF	IC Samples	ATF	AAF	OOB Samples	ATF	AAF		
International Floorball Federation	IFF	65	-	1	33	-	-	-	-	-	5	-	-	103	1%
Finnish Center for Integrity in Sports/Finnish Anti-Doping Agency	FINCIS/FINADA	48	-	1	48	-	1	1	-	-	3	-	-	100	2%
Swedish Sports Confederation	RF	28	-	-	56	-	-	-	-	-	-	-	-	84	-
Antidoping Switzerland	ADCH	40	-	1	16	-	-	-	-	-	-	-	-	56	2%
Anti-Doping Norway	ADNO	28	-	-	6	-	-	-	-	-	1	-	-	35	-
Czech Anti-Doping Committee	CADC	21	1	-	4	-	-	-	-	-	-	-	-	25	-
Netherlands Anti-Doping Authority	ADAN	9	-	-	6	-	-	-	-	-	-	-	-	15	-
International World Games Association	IWGA	4	-	-	-	-	-	1	-	-	-	-	-	5	-
<b>Total</b>		<b>243</b>	<b>1</b>	<b>3</b>	<b>169</b>	<b>-</b>	<b>1</b>	<b>2</b>	<b>-</b>	<b>-</b>	<b>9</b>	<b>-</b>	<b>-</b>	<b>423</b>	

**Table 75: ARISF Sport - Flying Disc**

Testing Authority (TA)	ADAMS Code	Urine						Blood						Total Samples	% AAF
		IC Samples	ATF	AAF	OOB Samples	ATF	AAF	IC Samples	ATF	AAF	OOB Samples	ATF	AAF		
World Flying Disc Federation	WFDF	-	-	-	8	-	-	-	-	-	2	-	-	10	-
Japan Anti-Doping Agency	JADA	8	-	-	-	-	-	-	-	-	-	-	-	8	-
International World Games Association	IWGA	4	-	-	2	-	-	-	-	-	-	-	-	6	-
German National Anti-Doping Agency	NADA	4	-	-	-	-	-	-	-	-	-	-	-	4	-
<b>Total</b>		<b>16</b>	<b>-</b>	<b>-</b>	<b>10</b>	<b>-</b>	<b>-</b>	<b>-</b>	<b>-</b>	<b>-</b>	<b>2</b>	<b>-</b>	<b>-</b>	<b>28</b>	

**Table 76: ARISF Sport - Karate**

Testing Authority (TA)	ADAMS Code	Urine						Blood						Total Samples	% AAF
		IC			OOC			IC			OOC				
		Samples	ATF	AAF	Samples	ATF	AAF	Samples	ATF	AAF	Samples	ATF	AAF		
World Karate Federation	WKF	81	-	-	41	-	-	2	-	-	2	-	-	126	-
German National Anti-Doping Agency	NADA	12	-	-	39	-	-	-	-	-	4	-	-	55	-
Doping Control Agency of Thailand	DCAT	41	-	1	12	-	-	-	-	-	-	-	-	53	2%
Romanian National Anti-Doping Agency	ANAD-Romania	29	-	-	15	-	-	1	-	-	1	-	-	46	-
Egyptian National Anti-doping Organization	EGY-NADO	32	1	1	13	-	-	-	-	-	-	-	-	45	2%
South East Asian Games Federation	SEAGF	33	-	-	-	-	-	4	-	-	-	-	-	37	-
Turkish Anti Doping Commission	TADC	31	-	-	5	-	-	-	-	-	-	-	-	36	-
French Anti-Doping Agency	AFLD-NADO	34	-	2	-	-	-	-	-	-	-	-	-	34	6%
Chilean National Anti-Doping Commission	CHI-NADO	25	-	-	9	-	-	-	-	-	-	-	-	34	-
Italian National Anti-Doping Agency	NADO ITALIA	12	-	-	8	-	-	4	-	-	-	-	-	24	-
I.R Iran National Anti-Doping Organization	IRI-NADO	18	1	1	6	-	-	-	-	-	-	-	-	24	4%
Brasilian Authority on Anti-Doping Control	ABCD	24	-	-	-	-	-	-	-	-	-	-	-	24	-
Azerbaijan National Anti-Doping Agency	AMADA	10	-	-	9	-	-	-	-	-	2	-	-	21	-
Cuban National Anti-Doping Agency	CUB-NADO	-	-	-	21	-	-	-	-	-	-	-	-	21	-
Anti-Doping Norway	ADNO	6	-	-	12	-	-	-	-	-	2	-	-	20	-
Japan Anti-Doping Agency	JADA	15	-	-	4	-	-	-	-	-	-	-	-	19	-
Anti-Doping Denmark	ADD	4	-	-	12	-	1	-	-	-	2	-	-	18	6%
The Islamic Solidarity Sports Federation	ISS Federation	16	-	-	-	-	-	1	-	-	-	-	-	17	-
China Anti-Doping Agency	CHINADA	17	-	-	-	-	-	-	-	-	-	-	-	17	-
Agency for Anti-Doping Control of Bosnia and Herzegovina	BIH-NADO	-	-	-	14	-	-	-	-	-	2	-	-	16	-
National Anti-Doping Agency Austria GmbH	NADA Austria	-	-	-	13	-	-	-	-	-	2	-	-	15	-
US Anti-Doping Agency	USADA	8	-	-	7	-	-	-	-	-	-	-	-	15	-
Saudi Arabian Antidoping Committee	KSA-NADO	14	-	-	-	-	-	-	-	-	-	-	-	14	-
Croatian Institute for Toxicology and Anti-Doping	CITA	5	-	-	8	-	-	-	-	-	1	-	-	14	-
Portugal Anti-Doping Agency	ADoP	14	-	1	-	-	-	-	-	-	-	-	-	14	7%
Netherlands Anti-Doping Authority	ADAN	-	-	-	14	-	-	-	-	-	-	-	-	14	-
Hong Kong Anti-Doping Committee	HKG-ADC	-	-	-	13	-	-	-	-	-	-	-	-	13	-
Anti-Doping Agency of Malaysia	ADAMAS	-	-	-	13	-	-	-	-	-	-	-	-	13	-
Peru National Anti-Doping Commission	CONAD PERU	-	-	-	13	-	-	-	-	-	-	-	-	13	-
Jordan Anti-doping Organization	JADO	-	-	-	13	-	-	-	-	-	-	-	-	13	-
Antidoping Switzerland	ADCH	7	-	-	5	-	-	-	-	-	-	-	-	12	-
French Community of Belgium NADO	BEL-CFWB	12	-	1	-	-	-	-	-	-	-	-	-	12	8%
Anti-Doping Agency of Serbia	ADAS	12	-	-	-	-	-	-	-	-	-	-	-	12	-
Colombian NADO	COL-NADO	6	-	-	5	-	-	-	-	-	-	-	-	11	-
Finnish Center for Integrity in Sports/Finnish Anti-Doping Agency	FINCIS/FINADA	6	-	-	2	-	-	2	-	-	-	-	-	10	-
International World Games Association	IWGA	8	-	-	-	-	-	2	-	-	-	-	-	10	-
Bolivian Sports Organization	ODEBO	9	-	-	-	-	-	1	-	-	-	-	-	10	-
Italian Ministry of Health Departement	CVD-Italia	10	-	-	-	-	-	-	-	-	-	-	-	10	-
Central American Sports Organization	ORDECA	8	-	-	1	-	-	-	-	-	-	-	-	9	-
Hungarian Anti-Doping Agency	HUNADO	7	-	-	2	-	-	-	-	-	-	-	-	9	-
Brunei Darussalam Anti-Doping Committee	BDADC BRUNEI	-	-	-	8	-	-	-	-	-	-	-	-	8	-
Spain National Anti-Doping Agency	ESP-NADO	6	-	1	1	-	-	-	-	-	1	-	-	8	13%
Venezuela NADO	VEN-NADO	7	-	-	-	-	-	-	-	-	-	-	-	7	-
Russian National Anti-Doping Organization	RUSADA	-	-	-	6	-	-	-	-	-	-	-	-	6	-
Canadian Centre for Ethics in Sport	CCES	2	-	-	4	-	-	-	-	-	-	-	-	6	-
National Anti-Doping Commission of Macedonia	MKD-NADO	-	-	-	6	-	-	-	-	-	-	-	-	6	-
NADO Flanders	NADOF	6	-	-	-	-	-	-	-	-	-	-	-	6	-
Slovak Anti-Doping Agency	SADA	-	-	-	5	-	-	-	-	-	-	-	-	5	-
Czech Anti-Doping Committee	CADC	4	-	-	-	-	-	-	-	-	-	-	-	4	-
Cyprus Anti-Doping Authority	CYADA	4	-	1	-	-	-	-	-	-	-	-	-	4	25%
Australian Sports Anti-Doping Authority	ASADA	4	-	-	-	-	-	-	-	-	-	-	-	4	-
South American Sports Organization	ODESUR	4	-	-	-	-	-	-	-	-	4	-	-	4	-
Oceania RADO	O-RADO	-	-	-	4	-	-	-	-	-	-	-	-	4	-
Anti-Doping Paraguay	PAR-NADO	-	-	-	3	-	-	-	-	-	-	-	-	3	-
Nicaragua Anti-doping Organization	NCA-NADO	-	-	-	3	-	-	-	-	-	-	-	-	3	-
Vietnam Anti-Doping & Sports Medicine Agency	VADA	-	-	-	3	-	-	-	-	-	-	-	-	3	-
Asian Karatedo Federation	AKF	3	-	-	-	-	-	-	-	-	-	-	-	3	-
National Anti-Doping Agency of Tunisia	ANAD	-	-	-	3	-	-	-	-	-	-	-	-	3	-
Luxembourg NADO	ALAD	-	-	-	2	-	-	-	-	-	-	-	-	2	-
South Asia RADO	S-ASIA-RADO	-	-	-	2	-	-	-	-	-	-	-	-	2	-
Caribbean RADO	CAR-RADO	-	-	-	1	-	-	-	-	-	-	-	-	1	-
Polish Anti-Doping Agency	POLADA	-	-	-	-	-	-	-	-	-	1	-	-	1	-
Eastern Europe RADO	E-EUR-RADO	-	-	-	1	-	-	-	-	-	-	-	-	1	-
Indian Ocean RADO	IND-OCE-RADO	-	-	-	1	-	-	-	-	-	-	-	-	1	-
West Asia RADO	W-ASIA-RADO	-	-	-	1	-	-	-	-	-	-	-	-	1	-
Anti-Doping Commission, Chinese Taipei Olympic Committee	CTADA	-	-	-	1	-	-	-	-	-	-	-	-	1	-
Andorra National Anti-Doping Commission	AGAD	-	-	-	1	-	-	-	-	-	-	-	-	1	-
Anti-Doping department of State Sports Medicine Centre	LAT-NADO	-	-	-	1	-	-	-	-	-	-	-	-	1	-
Lembaga Anti-Doping Indonesia	LADI	-	-	-	1	-	-	-	-	-	-	-	-	1	-
		<b>606</b>	<b>2</b>	<b>9</b>	<b>387</b>	<b>-</b>	<b>1</b>	<b>17</b>	<b>-</b>	<b>-</b>	<b>20</b>	<b>-</b>	<b>-</b>	<b>1030</b>	

**Table 77: ARISF Sport - Korfball**

Testing Authority (TA)	ADAMS Code	Urine						Blood						Total Samples	% AAF
		IC			OOC			IC			OOC				
		Samples	ATF	AAF	Samples	ATF	AAF	Samples	ATF	AAF	Samples	ATF	AAF		
Netherlands Anti-Doping Authority	ADAN	13	-	-	8	-	-	-	-	-	-	-	-	21	-
International Korfball Federation	IKF	14	-	-	2	-	-	-	-	-	2	-	-	18	-
International World Games Association	IWGA	8	-	-	2	-	-	-	-	-	-	-	-	10	-
NADO Flanders	NADOF	6	-	-	-	-	-	-	-	-	-	-	-	6	-
Czech Anti-Doping Committee	CADC	5	-	-	-	-	-	-	-	-	-	-	-	5	-
Portugal Anti-Doping Agency	ADoP	4	-	-	-	-	-	-	-	-	-	-	-	4	-
Anti-Doping Commission, Chinese Taipei Olympic Committee	CTADA	-	-	-	2	-	-	-	-	-	-	-	-	2	-
Anti-Doping Agency of Serbia	ADAS	2	-	-	-	-	-	-	-	-	-	-	-	2	-
		<b>52</b>	<b>-</b>	<b>-</b>	<b>14</b>	<b>-</b>	<b>-</b>	<b>-</b>	<b>-</b>	<b>-</b>	<b>2</b>	<b>-</b>	<b>-</b>	<b>68</b>	

**Table 78: ARISF Sport - Life Saving**

Testing Authority (TA)	ADAMS Code	Urine						Blood						Total Samples	% AAF
		IC			OOC			IC			OOC				
		Samples	ATF	AAF	Samples	ATF	AAF	Samples	ATF	AAF	Samples	ATF	AAF		
German National Anti-Doping Agency	NADA	52	-	-	30	-	-	-	-	-	2	-	-	84	-
Australian Sports Anti-Doping Authority	ASADA	47	-	1	21	-	-	-	-	-	4	-	-	72	1%
Italian National Anti-Doping Agency	NADO ITALIA	61	-	-	2	-	-	-	-	-	-	-	-	63	-
Egyptian National Anti-doping Organization	EGY-NADO	33	-	1	-	-	-	-	-	-	-	-	-	33	3%
International Life Saving Federation	ILSF	18	-	1	9	-	-	-	-	-	-	-	-	27	4%
International World Games Association	IWGA	10	-	1	2	-	-	2	-	-	-	-	-	14	7%
French Anti-Doping Agency	AFLD-NADO	11	-	-	-	-	-	-	-	-	-	-	-	11	-
Spain National Anti-Doping Agency	ESP-NADO	11	-	-	-	-	-	-	-	-	-	-	-	11	-
Netherlands Anti-Doping Authority	ADAN	7	-	-	-	-	-	-	-	-	-	-	-	7	-
Drug Free Sport New Zealand	DFSNZ	5	-	-	-	-	-	-	-	-	-	-	-	5	-
		<b>255</b>	<b>-</b>	<b>4</b>	<b>64</b>	<b>-</b>	<b>-</b>	<b>2</b>	<b>-</b>	<b>-</b>	<b>6</b>	<b>-</b>	<b>-</b>	<b>327</b>	

**Table 79: ARISF Sport - Motorcycling Racing**

Testing Authority (TA)	ADAMS Code	Urine						Blood						Total Samples	% AAF
		IC			OOC			IC			OOC				
		Samples	ATF	AAF	Samples	ATF	AAF	Samples	ATF	AAF	Samples	ATF	AAF		
International Motorcycling Federation	FIM	121	-	1	-	-	-	-	-	-	-	-	-	121	1%
Polish Anti-Doping Agency	POLADA	47	-	1	-	-	-	-	-	-	-	-	-	47	2%
German National Anti-Doping Agency	NADA	33	-	1	-	-	-	-	-	-	-	-	-	33	3%
US Anti-Doping Agency	USADA	17	-	1	-	-	-	-	-	10	-	-	-	27	4%
French Anti-Doping Agency	AFLD-NADO	26	-	1	-	-	-	-	-	-	-	-	-	26	4%
Netherlands Anti-Doping Authority	ADAN	19	-	3	6	-	-	-	-	-	-	-	-	25	12%
NADO Flanders	NADOF	24	-	-	-	-	-	-	-	-	-	-	-	24	-
French Community of Belgium NADO	BEL-CFWB	18	-	-	-	-	-	-	-	-	-	-	-	18	-
Japan Anti-Doping Agency	JADA	13	-	-	-	-	-	-	-	-	-	-	-	13	-
Portugal Anti-Doping Agency	ADoP	12	-	-	-	-	-	-	-	-	-	-	-	12	-
Finnish Center for Integrity in Sports/Finnish Anti-Doping Agency	FINCIS/FINADA	11	-	-	-	-	-	-	-	-	-	-	-	11	-
UK Anti-Doping	UKAD	9	-	-	-	-	-	-	-	-	-	-	-	9	-
Czech Anti-Doping Committee	CADC	9	-	1	-	-	-	-	-	-	-	-	-	9	11%
Antidoping Switzerland	ADCH	3	-	-	6	-	-	-	-	-	-	-	-	9	-
Romanian National Anti-Doping Agency	ANAD-Romania	9	-	-	-	-	-	-	-	-	-	-	-	9	-
Anti-Doping Norway	ADNO	8	-	-	-	-	-	-	-	-	-	-	-	8	-
Sport Ireland	SI	8	-	-	-	-	-	-	-	-	-	-	-	8	-
Guatemala NADO	GUA-OAD	6	-	-	-	-	-	-	-	-	-	-	-	6	-
International World Games Association	IWGA	4	-	-	-	-	-	-	-	-	-	-	-	4	-
Turkish Anti Doping Commission	TADC	4	-	-	-	-	-	-	-	-	-	-	-	4	-
Italian National Anti-Doping Agency	NADO ITALIA	4	-	-	-	-	-	-	-	-	-	-	-	4	-
Anti-Doping Denmark	ADD	-	-	-	3	-	-	-	-	-	-	-	-	3	-
Anti-Doping Agency of Serbia	ADAS	2	-	-	-	-	-	-	-	-	-	-	-	2	-
Anti-Doping Commission of Malta	MLT-NADO	-	-	-	1	-	-	-	-	-	-	-	-	1	-
		<b>407</b>	<b>-</b>	<b>9</b>	<b>16</b>	<b>-</b>	<b>-</b>	<b>-</b>	<b>-</b>	<b>-</b>	<b>10</b>	<b>-</b>	<b>-</b>	<b>433</b>	

**Table 80: ARISF Sport - Mountaineering and Climbing**

Testing Authority (TA)	ADAMS Code	Urine						Blood						Total Samples	% AAF
		IC			OOC			IC			OOC				
		Samples	ATF	AAF	Samples	ATF	AAF	Samples	ATF	AAF	Samples	ATF	AAF		
International Climbing and Mountaineering Federation	UIAA	41	-	1	4	-	-	-	-	-	-	-	-	45	2%
Spain National Anti-Doping Agency	ESP-NADO	38	-	-	1	-	-	-	-	-	-	-	-	39	-
National Anti-Doping Agency Austria GmbH	NADA Austria	5	-	-	10	-	-	-	-	-	1	-	-	16	-
German National Anti-Doping Agency	NADA	15	-	-	-	-	-	-	-	-	-	-	-	15	-
Anti-Doping Organization of New Caledonia	OADNC	12	-	-	-	-	-	-	-	-	-	-	-	12	-
Catalan Mountaineering and Climbing Federation	ESP-FEEC	11	-	-	-	-	-	-	-	-	-	-	-	11	-
Romanian National Anti-Doping Agency	ANAD-Romania	-	-	-	10	-	-	-	-	-	-	-	-	10	-
Portugal Anti-Doping Agency	ADoP	10	-	-	-	-	-	-	-	-	-	-	-	10	-
CHN-National Federations in China	CHN-NF	-	-	-	6	-	-	-	-	-	-	-	-	6	-
Basque Anti-Doping Agency	ESP-Vasco	6	-	-	-	-	-	-	-	-	-	-	-	6	-
French Anti-Doping Agency	AFLD-NADO	5	-	-	-	-	-	-	-	-	-	-	-	5	-
Korea Anti-Doping Agency	KADA	4	-	-	-	-	-	-	-	-	-	-	-	4	-
Anti-Doping Agency of Serbia	ADAS	2	-	-	-	-	-	-	-	-	-	-	-	2	-
China Anti-Doping Agency	CHINADA	1	-	-	-	-	-	-	-	-	-	-	-	1	-
Hong Kong Anti-Doping Committee	HKG-ADC	-	-	-	1	-	-	-	-	-	-	-	-	1	-
		<b>150</b>	<b>-</b>	<b>1</b>	<b>32</b>	<b>-</b>	<b>-</b>	<b>-</b>	<b>-</b>	<b>-</b>	<b>1</b>	<b>-</b>	<b>-</b>	<b>183</b>	

**Table 81: ARISF Sport - Muaythai**

Testing Authority (TA)	ADAMS Code	Urine						Blood						Total Samples	% AAF
		IC			OOC			IC			OOC				
		Samples	ATF	AAF	Samples	ATF	AAF	Samples	ATF	AAF	Samples	ATF	AAF		
French Anti-Doping Agency	AFLD-NADO	90	-	8	7	-	-	8	-	-	-	-	-	105	8%
Doping Control Agency of Thailand	DCAT	68	-	4	17	-	-	-	-	-	-	-	-	85	5%
Swedish Sports Confederation	RF	34	-	1	37	-	1	-	-	-	-	-	-	71	3%
International Federation of Muaythai Amateur	IFMA	40	-	2	7	-	-	4	-	-	-	-	-	51	4%
Polish Anti-Doping Agency	POLADA	19	-	1	-	-	-	2	-	-	-	-	-	21	5%
Olympic Council of Asia	OCA	18	-	-	-	-	-	2	-	-	-	-	-	20	-
China Anti-Doping Agency	CHINADA	-	-	-	13	-	-	-	-	-	1	-	-	14	-
Portugal Anti-Doping Agency	ADoP	14	-	1	-	-	-	-	-	-	-	-	-	14	7%
South East Asian Games Federation	SEAGF	10	-	-	-	-	-	2	-	-	-	-	-	12	-
International World Games Association	IWGA	8	-	-	-	-	-	3	-	-	-	-	-	11	-
Finnish Center for Integrity in Sports/Finnish Anti-Doping Agency	FINCIS/FINADA	6	-	-	2	-	-	-	-	-	1	-	-	9	-
Belarus National Anti-Doping Agency	BNADA	-	-	-	7	-	1	-	-	-	1	-	-	8	13%
Anti-Doping Agency of Malaysia	ADAMAS	-	-	-	6	-	1	-	-	-	-	-	-	6	17%
Spain National Anti-Doping Agency	ESP-NADO	6	-	2	-	-	-	-	-	-	-	-	-	6	33%
NADO Flanders	NADOF	6	-	-	-	-	-	-	-	-	-	-	-	6	-
Thailand University Sport Board	THA-UNI	4	-	-	-	-	-	-	-	-	-	-	-	4	-
Jordan Anti-doping Organization	JADO	-	-	-	3	-	-	-	-	-	-	-	-	3	-
Vietnam Anti-Doping & Sports Medicine Agency	VADA	-	-	-	2	-	-	-	-	-	-	-	-	2	-
Anti-Doping Commission, Chinese Taipei Olympic Committee	CTADA	-	-	-	2	-	-	-	-	-	-	-	-	2	-
Anti-Doping Singapore	ADS	-	-	-	2	-	-	-	-	-	-	-	-	2	-
Hong Kong Anti-Doping Committee	HKG-ADC	-	-	-	1	-	-	-	-	-	-	-	-	1	-
		<b>323</b>	<b>-</b>	<b>19</b>	<b>106</b>	<b>-</b>	<b>3</b>	<b>21</b>	<b>-</b>	<b>-</b>	<b>3</b>	<b>-</b>	<b>-</b>	<b>453</b>	

**Table 82: ARISF Sport - Netball**

Testing Authority (TA)	ADAMS Code	Urine						Blood						Total Samples	% AAF
		IC			OOC			IC			OOC				
		Samples	ATF	AAF	Samples	ATF	AAF	Samples	ATF	AAF	Samples	ATF	AAF		
Australian Sports Anti-Doping Authority	ASADA	15	-	-	30	-	-	-	-	-	4	-	-	49	-
Drug Free Sport New Zealand	DFSNZ	24	-	-	23	-	-	-	-	-	-	-	-	47	-
Jamaica Anti-Doping Commission	JADCO	-	-	-	25	-	-	-	-	-	1	-	-	26	-
International Netball Federation	INF	15	-	-	-	-	-	2	-	-	-	-	-	17	-
Brunei Darussalam Anti-Doping Committee	BDADC BRUNEI	2	-	-	12	-	-	-	-	-	-	-	-	14	-
Doping Control Agency of Thailand	DCAT	2	-	-	12	-	-	-	-	-	-	-	-	14	-
South East Asian Games Federation	SEAGF	8	-	-	4	-	-	-	-	-	-	-	-	12	-
South African Institute for Drug-Free Sport	SAIDS	9	-	-	-	-	-	-	-	-	-	-	-	9	-
Oceania RADO	O-RADO	2	-	-	5	-	-	-	-	-	-	-	-	7	-
Anti-Doping Singapore	ADS	-	-	-	2	-	-	-	-	-	-	-	-	2	-
		<b>77</b>	<b>-</b>	<b>-</b>	<b>113</b>	<b>-</b>	<b>-</b>	<b>2</b>	<b>-</b>	<b>-</b>	<b>5</b>	<b>-</b>	<b>-</b>	<b>197</b>	

**Table 83: ARISF Sport - Orienteering**

Testing Authority (TA)	ADAMS Code	Urine						Blood						Total Samples	% AAF
		IC			OOC			IC			OOC				
		Samples	ATF	AAF	Samples	ATF	AAF	Samples	ATF	AAF	Samples	ATF	AAF		
International Orienteering Federation	IOF	66	-	2	23	-	-	4	-	-	-	-	-	93	2%
Finnish Center for Integrity in Sports/Finnish Anti-Doping Agency	FINCIS/FINADA	28	-	1	29	-	-	-	-	-	3	-	-	60	2%
Anti-Doping Norway	ADNO	12	-	-	17	-	-	1	-	-	1	-	-	31	-
Anti-Doping Denmark	ADD	11	-	-	12	-	-	-	-	-	1	-	-	24	-
Romanian National Anti-Doping Agency	ANAD-Romania	21	-	-	-	-	-	-	-	-	-	-	-	21	-
Czech Anti-Doping Committee	CADC	16	-	-	5	-	-	-	-	-	-	-	-	21	-
Swedish Sports Confederation	RF	-	-	-	19	-	-	-	-	-	-	-	-	19	-
Japan Anti-Doping Agency	JADA	18	-	-	-	-	-	-	-	-	-	-	-	18	-
Antidoping Switzerland	ADCH	-	-	-	11	-	-	-	-	-	2	-	-	13	-
International World Games Association	IWGA	10	-	-	-	-	-	1	-	-	-	-	-	11	-
National Anti-Doping Agency Austria GmbH	NADA Austria	6	-	-	5	-	-	-	-	-	-	-	-	11	-
International Masters Games Association	IMGA	10	-	1	-	-	-	-	-	-	-	-	-	10	10%
Canadian Centre for Ethics in Sport	CCES	6	-	-	4	-	-	-	-	-	-	-	-	10	-
Spain National Anti-Doping Agency	ESP-NADO	8	-	-	-	-	-	-	-	-	-	-	-	8	-
Portugal Anti-Doping Agency	ADoP	5	-	-	-	-	-	-	-	-	-	-	-	5	-
Hungarian Anti-Doping Agency	HUNADO	-	-	-	5	-	-	-	-	-	-	-	-	5	-
Estonian Anti-Doping Agency	EADA	-	-	-	5	-	-	-	-	-	-	-	-	5	-
Turkish Anti-Doping Commission	TADC	4	-	-	-	-	-	-	-	-	-	-	-	4	-
French Anti-Doping Agency	AFLD-NADO	-	-	-	2	-	-	-	-	-	1	-	-	3	-
Anti-Doping Agency of Serbia	ADAS	2	-	-	-	-	-	-	-	-	-	-	-	2	-
		<b>223</b>	<b>-</b>	<b>4</b>	<b>137</b>	<b>-</b>	<b>-</b>	<b>6</b>	<b>-</b>	<b>-</b>	<b>8</b>	<b>-</b>	<b>-</b>	<b>374</b>	

**Table 84: ARISF Sport - Polo**

Testing Authority (TA)	ADAMS Code	Urine						Blood						Total Samples	% AAF
		IC			OOC			IC			OOC				
		Samples	ATF	AAF	Samples	ATF	AAF	Samples	ATF	AAF	Samples	ATF	AAF		
International Polo Federation	FIP	25	-	-	9	-	-	-	-	-	-	-	-	34	-
Spain National Anti-Doping Agency	ESP-NADO	8	-	-	-	-	-	-	-	-	-	-	-	8	-
French Anti-Doping Agency	AFLD-NADO	8	-	-	-	-	-	-	-	-	-	-	-	8	-
Brunei Darussalam Anti-Doping Committee	BDADC BRUNEI	-	-	-	7	-	-	-	-	-	-	-	-	7	-
Anti-Doping Agency of Malaysia	ADAMAS	-	-	-	3	-	-	-	-	-	-	-	-	3	-
		<b>41</b>	<b>-</b>	<b>-</b>	<b>19</b>	<b>-</b>	<b>-</b>	<b>-</b>	<b>-</b>	<b>-</b>	<b>-</b>	<b>-</b>	<b>-</b>	<b>60</b>	

**Table 85: ARISF Sport - Powerboating**

Testing Authority (TA)	ADAMS Code	Urine						Blood						Total Samples	% AAF
		IC			OOC			IC			OOC				
		Samples	ATF	AAF	Samples	ATF	AAF	Samples	ATF	AAF	Samples	ATF	AAF		
International Powerboating Union	UIM	32	-	1	-	-	-	2	-	-	-	-	-	34	3%
Swedish Sports Confederation	RF	2	-	1	-	-	-	-	-	-	-	-	-	2	50%
Italian National Anti-Doping Agency	NADO ITALIA	2	-	1	-	-	-	-	-	-	-	-	-	2	50%
Anti-Doping Commission of Malta	MLT-NADO	-	-	-	1	-	-	-	-	-	-	-	-	1	-
		<b>36</b>	<b>-</b>	<b>3</b>	<b>1</b>	<b>-</b>	<b>-</b>	<b>2</b>	<b>-</b>	<b>-</b>	<b>-</b>	<b>-</b>	<b>-</b>	<b>39</b>	

**Table 86: ARISF Sport - Racquetball**

Testing Authority (TA)	ADAMS Code	Urine						Blood						Total Samples	% AAF
		IC			OOC			IC			OOC				
		Samples	ATF	AAF	Samples	ATF	AAF	Samples	ATF	AAF	Samples	ATF	AAF		
International Racquetball Federation	IRF	8	-	-	17	-	-	-	-	-	-	-	-	25	-
US Anti-Doping Agency	USADA	14	-	-	3	-	1	-	-	-	-	-	-	17	6%
National Anti-Doping Agency Austria GmbH	NADA Austria	8	-	-	-	-	-	-	-	-	-	-	-	8	-
Costa Rica NADO	CRC-NADO	6	-	-	-	-	-	-	-	-	-	-	-	6	-
Bolivian Sports Organization	ODEBO	4	-	-	-	-	-	-	-	-	-	-	-	4	-
Canadian Centre for Ethics in Sport	CCES	-	-	-	3	-	-	-	-	-	-	-	-	3	-
South American RADO	RADO-SAM	-	-	-	1	-	-	-	-	-	-	-	-	1	-
		<b>40</b>	<b>-</b>	<b>-</b>	<b>24</b>	<b>-</b>	<b>1</b>	<b>-</b>	<b>-</b>	<b>-</b>	<b>-</b>	<b>-</b>	<b>-</b>	<b>64</b>	

**Table 87: ARISF Sport - Roller Sports**

Testing Authority (TA)	ADAMS Code	Urine						Blood						Total Samples	% AAF
		IC			OOC			IC			OOC				
		Samples	ATF	AAF	Samples	ATF	AAF	Samples	ATF	AAF	Samples	ATF	AAF		
World Skate	WSK	240	-	5	42	-	-	-	-	-	6	-	-	288	2%
Italian National Anti-Doping Agency	NADO ITALIA	177	-	2	1	-	-	8	-	-	1	-	-	187	1%
Colombian NADO	COL-NADO	94	-	-	30	-	-	5	-	-	15	-	-	144	-
German National Anti-Doping Agency	NADA	77	-	-	48	-	1	10	-	-	6	-	-	141	1%
Chilean National Anti-Doping Commission	CHI-NADO	22	-	-	41	-	-	-	-	-	-	-	-	63	-
International World Games Association	IWGA	42	-	-	2	-	-	3	-	-	1	-	-	48	-
French Anti-Doping Agency	AFLD-NADO	45	-	1	-	-	-	-	-	-	-	-	-	45	2%
China Anti-Doping Agency	CHINADA	24	-	-	12	-	-	2	-	-	-	-	-	38	-
Portugal Anti-Doping Agency	ADoP	8	-	-	27	-	-	-	-	-	-	-	-	35	-
US Anti-Doping Agency	USADA	13	-	-	14	-	-	-	-	-	-	-	-	27	-
Spain National Anti-Doping Agency	ESP-NADO	22	-	-	-	-	-	-	-	-	-	-	-	22	-
Bolivian Sports Organization	ODEBO	20	-	-	-	-	-	1	-	-	-	-	-	21	-
Korea Anti-Doping Agency	KADA	13	-	-	7	-	-	-	-	-	-	-	-	20	-
Netherlands Anti-Doping Authority	ADAN	15	-	-	1	-	-	-	-	-	-	-	-	16	-
Cuban National Anti-Doping Agency	CUB-NADO	-	-	-	9	-	-	-	-	-	5	-	-	14	-
Antidoping Switzerland	ADCH	12	-	1	1	-	-	-	-	-	-	-	-	13	8%
Anti-Doping Commission, Chinese Taipei Olympic Committee	CTADA	-	-	-	12	-	-	-	-	-	-	-	-	12	-
Czech Anti-Doping Committee	CADC	8	-	-	-	-	-	-	-	-	-	-	-	8	-
NADO Flanders	NADOF	6	-	-	1	-	-	-	-	-	-	-	-	7	-
Japan Anti-Doping Agency	JADA	-	-	-	6	-	-	-	-	-	-	-	-	6	-
European Rink Hockey Committee	CERH	4	-	-	-	-	-	-	-	-	-	-	-	4	-
Anti-Doping Denmark	ADD	-	-	-	4	-	-	-	-	-	-	-	-	4	-
Basque Anti-Doping Agency	ESP-Vasco	2	-	-	-	-	-	-	-	-	-	-	-	2	-
Hong Kong Anti-Doping Committee	HKG-ADC	-	-	-	1	-	-	-	-	-	-	-	-	1	-
CHN-Federation of University Sports of China	CHN-FUS	-	-	-	1	-	-	-	-	-	-	-	-	1	-
		<b>844</b>	<b>-</b>	<b>9</b>	<b>260</b>	<b>-</b>	<b>1</b>	<b>29</b>	<b>-</b>	<b>-</b>	<b>34</b>	<b>-</b>	<b>-</b>	<b>1167</b>	

**Table 88: ARISF Sport - Ski Mountaineering**

Testing Authority (TA)	ADAMS Code	Urine						Blood						Total Samples	% AAF
		IC			OOC			IC			OOC				
		Samples	ATF	AAF	Samples	ATF	AAF	Samples	ATF	AAF	Samples	ATF	AAF		
International Ski Mountaineering Federation	ISMF	41	-	-	20	-	-	-	-	-	4	-	-	65	-
German National Anti-Doping Agency	NADA	4	-	-	17	-	-	-	-	-	2	-	-	23	-
Antidoping Switzerland	ADCH	5	-	-	8	-	-	-	-	-	6	-	-	19	-
Italian National Anti-Doping Agency	NADO ITALIA	9	-	-	8	-	-	-	-	-	-	-	-	17	-
National Anti-Doping Agency Austria GmbH	NADA Austria	1	-	-	14	-	-	-	-	-	1	-	-	16	-
French Anti-Doping Agency	AFLD-NADO	14	-	2	-	-	-	-	-	-	-	-	-	14	14%
Andorra National Anti-Doping Commission	AGAD	-	-	-	3	-	-	-	-	-	-	-	-	3	-
		<b>74</b>	<b>-</b>	<b>2</b>	<b>70</b>	<b>-</b>	<b>-</b>	<b>-</b>	<b>-</b>	<b>-</b>	<b>13</b>	<b>-</b>	<b>-</b>	<b>157</b>	

**Table 89: ARISF Sport - Softball**

Testing Authority (TA)	ADAMS Code	Urine						Blood						Total Samples	% AAF
		IC			OOC			IC			OOC				
		Samples	ATF	AAF	Samples	ATF	AAF	Samples	ATF	AAF	Samples	ATF	AAF		
Japan Anti-Doping Agency	JADA	54	-	-	-	-	-	-	-	-	-	-	-	54	-
Korea Anti-Doping Agency	KADA	19	-	-	19	-	-	-	-	-	-	-	-	38	-
Drug Free Sport New Zealand	DFSNZ	10	-	-	20	-	-	-	-	-	-	-	-	30	-
World Baseball Softball Confederation	WBSC	27	-	-	-	-	-	-	-	-	-	-	-	27	-
Netherlands Anti-Doping Authority	ADAN	17	-	-	8	-	-	-	-	-	-	-	-	25	-
China Anti-Doping Agency	CHINADA	21	-	-	-	-	-	1	-	-	-	-	-	22	-
Italian National Anti-Doping Agency	NADO ITALIA	12	-	-	-	-	-	-	-	-	-	-	-	12	-
Czech Anti-Doping Committee	CADC	8	-	-	4	-	-	-	-	-	-	-	-	12	-
Canadian Centre for Ethics in Sport	CCES	-	-	-	9	-	-	-	-	-	-	-	-	9	-
Peru National Anti-Doping Commission	CONAD PERU	-	-	-	9	-	-	-	-	-	-	-	-	9	-
Central American Sports Organization	ORDECA	8	-	-	-	-	-	-	-	-	-	-	-	8	-
Doping Control Agency of Thailand	DCAT	8	-	-	-	-	-	-	-	-	-	-	-	8	-
US Anti-Doping Agency	USADA	-	-	-	6	-	-	-	-	-	-	-	-	6	-
Bolivian Sports Organization	ODEBO	4	-	-	-	-	-	-	-	-	-	-	-	4	-
CHN-Provincial Sports Bureau in China	CHN-PSB	-	-	-	4	-	-	-	-	-	-	-	-	4	-
Caribbean RADO	CAR-RADO	-	-	-	2	-	-	-	-	-	-	-	-	2	-
Turkish Anti Doping Commission	TADC	2	-	-	-	-	-	-	-	-	-	-	-	2	-
Anti-Doping Agency of Serbia	ADAS	2	-	-	-	-	-	-	-	-	-	-	-	2	-
		<b>192</b>	<b>-</b>	<b>-</b>	<b>81</b>	<b>-</b>	<b>-</b>	<b>1</b>	<b>-</b>	<b>-</b>	<b>-</b>	<b>-</b>	<b>-</b>	<b>274</b>	

**Table 90: ARISF Sport - Sport Climbing**

Testing Authority (TA)	ADAMS Code	Urine						Blood						Total Samples	% AAF
		IC			OOC			IC			OOC				
		Samples	ATF	AAF	Samples	ATF	AAF	Samples	ATF	AAF	Samples	ATF	AAF		
International Federation of Sport Climbing	IFSC	87	-	-	7	-	-	-	-	-	-	-	-	94	-
Japan Anti-Doping Agency	JADA	27	-	-	-	-	-	-	-	-	-	-	-	27	-
German National Anti-Doping Agency	NADA	8	-	-	14	-	-	-	-	-	2	-	-	24	-
Antidoping Switzerland	ADCH	20	-	-	-	-	-	-	-	-	-	-	-	20	-
French Anti-Doping Agency	AFLD-NADO	10	-	-	-	-	-	-	-	-	-	-	-	10	-
Russian National Anti-Doping Organization	RUSADA	10	-	-	-	-	-	-	-	-	-	-	-	10	-
International World Games Association	IWGA	6	-	-	-	-	-	3	-	-	-	-	-	9	-
Lembaga Anti-Doping Indonesia	LADI	8	-	-	-	-	-	-	-	-	-	-	-	8	-
Polish Anti-Doping Agency	POLADA	8	-	-	-	-	-	-	-	-	-	-	-	8	-
China Anti-Doping Agency	CHINADA	7	-	1	-	-	-	-	-	-	-	-	-	7	14%
Italian National Anti-Doping Agency	NADO ITALIA	6	-	-	-	-	-	-	-	-	-	-	-	6	-
French Community of Belgium NADO	BEL-CFWB	6	-	-	-	-	-	-	-	-	-	-	-	6	-
Netherlands Anti-Doping Authority	ADAN	6	-	-	-	-	-	-	-	-	-	-	-	6	-
Korea Anti-Doping Agency	KADA	5	-	-	-	-	-	-	-	-	-	-	-	5	-
Australian Sports Anti-Doping Authority	ASADA	4	-	-	-	-	-	-	-	-	-	-	-	4	-
National Anti-Doping Agency Austria GmbH	NADA Austria	-	-	-	4	-	-	-	-	-	-	-	-	4	-
Anti-Doping Norway	ADNO	4	-	-	-	-	-	-	-	-	-	-	-	4	-
Italian Ministry of Health Departement	CVD-Italia	4	-	-	-	-	-	-	-	-	-	-	-	4	-
Czech Anti-Doping Committee	CADC	4	-	-	-	-	-	-	-	-	-	-	-	4	-
Finnish Center for Integrity in Sports/Finnish Anti-Doping Agency	FINCIS/FINADA	3	-	-	-	-	-	-	-	-	-	-	-	3	-
Anti-Doping Agency of Serbia	ADAS	2	-	-	-	-	-	-	-	-	-	-	-	2	-
		<b>235</b>	<b>-</b>	<b>1</b>	<b>25</b>	<b>-</b>	<b>-</b>	<b>3</b>	<b>-</b>	<b>-</b>	<b>2</b>	<b>-</b>	<b>-</b>	<b>265</b>	

**Table 91: ARISF Sport - Squash**

Testing Authority (TA)	ADAMS Code	Urine						Blood						Total Samples	% AAF
		IC			OOC			IC			OOC				
		Samples	ATF	AAF	Samples	ATF	AAF	Samples	ATF	AAF	Samples	ATF	AAF		
World Squash Federation	WSF	65	-	-	32	-	-	5	-	-	-	-	-	102	-
German National Anti-Doping Agency	NADA	10	-	-	10	-	-	-	-	-	1	-	-	21	-
Korea Anti-Doping Agency	KADA	13	-	-	1	-	-	-	-	-	-	-	-	14	-
Drug Free Sport New Zealand	DFSNZ	-	-	-	10	-	-	-	-	-	-	-	-	10	-
International World Games Association	IWGA	8	-	-	-	-	-	2	-	-	-	-	-	10	-
South East Asian Games Federation	SEAGF	9	-	-	-	-	-	-	-	-	-	-	-	9	-
French Community of Belgium NADO	BEL-CFWB	9	-	-	-	-	-	-	-	-	-	-	-	9	-
National Anti-Doping Agency Austria GmbH	NADA Austria	6	-	-	3	-	-	-	-	-	-	-	-	9	-
Japan Anti-Doping Agency	JADA	9	-	-	-	-	-	-	-	-	-	-	-	9	-
Spain National Anti-Doping Agency	ESP-NADO	8	-	1	-	-	-	1	-	-	-	-	-	9	11%
Finnish Center for Integrity in Sports/Finnish Anti-Doping Agency	FINCIS/FINADA	5	-	-	3	-	-	-	-	-	1	-	-	9	-
US Anti-Doping Agency	USADA	5	-	-	3	-	-	-	-	-	-	-	-	8	-
Netherlands Anti-Doping Authority	ADAN	7	-	-	-	-	-	-	-	-	-	-	-	7	-
Czech Anti-Doping Committee	CADC	7	-	-	-	-	-	-	-	-	-	-	-	7	-
Hong Kong Anti-Doping Committee	HKG-ADC	-	-	-	7	-	-	-	-	-	-	-	-	7	-
Canadian Centre for Ethics in Sport	CCES	5	-	-	1	-	-	-	-	-	-	-	-	6	-
UK Anti-Doping	UKAD	4	-	-	2	-	-	-	-	-	-	-	-	6	-
Colombian NADO	COL-NADO	4	-	1	2	-	-	-	-	-	-	-	-	6	17%
NADO Flanders	NADOF	5	-	1	-	-	-	-	-	-	-	-	-	5	20%
I.R Iran National Anti-Doping Organization	IRI-NADO	5	-	-	-	-	-	-	-	-	-	-	-	5	-
Braslian Authority on Anti-Doping Control	ABCD	4	-	-	-	-	-	-	-	-	-	-	-	4	-
Anti-Doping Singapore	ADS	-	-	-	4	-	-	-	-	-	-	-	-	4	-
Bolivian Sports Organization	ODEBO	4	-	-	-	-	-	-	-	-	-	-	-	4	-
Italian Ministry of Health Departement	CVD-Italia	4	-	-	-	-	-	-	-	-	-	-	-	4	-
Anti-Doping Agency of Serbia	ADAS	4	-	-	-	-	-	-	-	-	-	-	-	4	-
Anti-Doping Denmark	ADD	4	-	-	-	-	-	-	-	-	-	-	-	4	-
Anti-Doping Paraguay	PAR-NADO	-	-	-	3	-	-	-	-	-	-	-	-	3	-
Romanian National Anti-Doping Agency	ANAD-Romania	3	-	-	-	-	-	-	-	-	-	-	-	3	-
Jamaica Anti-Doping Commission	JADCO	-	-	-	1	-	-	-	-	-	1	-	-	2	-
Sport Ireland	SI	2	-	-	-	-	-	-	-	-	-	-	-	2	-
Doping Control Agency of Thailand	DCAT	-	-	-	2	-	-	-	-	-	-	-	-	2	-
Hungarian Anti-Doping Agency	HUNADO	-	-	-	2	-	-	-	-	-	-	-	-	2	-
South American RADO	RADO-SAM	-	-	-	1	-	-	-	-	-	-	-	-	1	-
		<b>209</b>	<b>-</b>	<b>3</b>	<b>87</b>	<b>-</b>	<b>-</b>	<b>8</b>	<b>-</b>	<b>-</b>	<b>3</b>	<b>-</b>	<b>-</b>	<b>307</b>	

**Table 92: ARISF Sport - Sumo**

Testing Authority (TA)	ADAMS Code	Urine						Blood						Total Samples	% AAF	
		IC			OOC			IC			OOC					
		Samples	ATF	AAF	Samples	ATF	AAF	Samples	ATF	AAF	Samples	ATF	AAF			
Japan Anti-Doping Agency	JADA	68	-	-	-	-	-	-	-	-	-	-	-	-	68	-
International Sumo Federation	IFS-Sumo	20	-	1	11	-	-	-	-	-	-	-	-	-	31	3%
International World Games Association	IWGA	8	-	-	2	-	-	2	-	-	-	-	-	-	12	-
Hungarian Anti-Doping Agency	HUNADO	-	-	-	3	-	-	-	-	-	-	-	-	-	3	-
		<b>96</b>	<b>-</b>	<b>1</b>	<b>16</b>	<b>-</b>	<b>-</b>	<b>2</b>	<b>-</b>	<b>-</b>	<b>-</b>	<b>-</b>	<b>-</b>	<b>114</b>		

**Table 93: ARISF Sport - Surfing**

Testing Authority (TA)	ADAMS Code	Urine						Blood						Total Samples	% AAF	
		IC			OOC			IC			OOC					
		Samples	ATF	AAF	Samples	ATF	AAF	Samples	ATF	AAF	Samples	ATF	AAF			
International Surfing Association	ISA	79	-	-	3	-	-	-	-	-	-	-	-	-	82	-
Chilean National Anti-Doping Commission	CHI-NADO	42	-	2	-	-	-	-	-	-	-	-	-	-	42	5%
Peru National Anti-Doping Commission	CONAD PERU	15	-	-	-	-	-	-	-	-	-	-	-	15	-	
Portugal Anti-Doping Agency	ADoP	10	-	-	-	-	-	-	-	-	-	-	-	10	-	
Spain National Anti-Doping Agency	ESP-NADO	8	-	-	-	-	-	-	-	-	-	-	-	8	-	
South African Institute for Drug-Free Sport	SAIDS	6	-	-	-	-	-	-	-	-	-	-	-	6	-	
Central American Sports Organization	ORDECA	6	-	-	-	-	-	-	-	-	-	-	-	6	-	
World Surfing League	WSLeague	-	-	-	5	-	-	-	-	-	-	-	-	5	-	
Italian National Anti-Doping Agency	NADO ITALIA	5	-	-	-	-	-	-	-	-	-	-	-	5	-	
Israeli NADO	ISR-NADO	-	-	-	2	-	-	-	-	-	-	-	-	2	-	
Doping Control Agency of Thailand	DCAT	-	-	-	2	-	-	-	-	-	-	-	-	2	-	
		<b>171</b>	<b>-</b>	<b>2</b>	<b>12</b>	<b>-</b>	<b>-</b>	<b>-</b>	<b>-</b>	<b>-</b>	<b>-</b>	<b>-</b>	<b>-</b>	<b>183</b>		

**Table 94: ARISF Sport - Tug of War**

Testing Authority (TA)	ADAMS Code	Urine						Blood						Total Samples	% AAF	
		IC			OOC			IC			OOC					
		Samples	ATF	AAF	Samples	ATF	AAF	Samples	ATF	AAF	Samples	ATF	AAF			
German National Anti-Doping Agency	NADA	6	-	-	27	-	-	-	-	-	3	-	-	36	-	
Doping Control Agency of Thailand	DCAT	20	-	-	-	-	-	-	-	-	-	-	-	20	-	
Italian National Anti-Doping Agency	NADO ITALIA	17	-	1	-	-	-	-	-	-	-	-	-	17	6%	
International World Games Association	IWGA	14	-	-	-	-	-	3	-	-	-	-	-	17	-	
Swedish Sports Confederation	RF	4	-	-	10	-	-	-	-	-	-	-	-	14	-	
CHN-National Federations in China	CHN-NF	-	-	-	10	-	-	-	-	-	-	-	-	10	-	
Japan Anti-Doping Agency	JADA	8	-	-	-	-	-	-	-	-	-	-	-	8	-	
Tug of War International Federation	TWIF	5	-	-	-	-	-	-	-	-	-	-	-	5	-	
Sport Ireland	SI	5	-	-	-	-	-	-	-	-	-	-	-	5	-	
Anti-Doping Agency of Serbia	ADAS	2	-	-	-	-	-	-	-	-	-	-	-	2	-	
Anti-Doping Commission, Chinese Taipei Olympic Committee	CTADA	-	-	-	2	-	-	-	-	-	-	-	-	2	-	
		<b>81</b>	<b>-</b>	<b>1</b>	<b>49</b>	<b>-</b>	<b>-</b>	<b>3</b>	<b>-</b>	<b>-</b>	<b>3</b>	<b>-</b>	<b>-</b>	<b>136</b>		

**Table 95: ARISF Sport - Underwater Sports**

Testing Authority (TA)	ADAMS Code	Urine						Blood						Total Samples	% AAF	
		IC			OOC			IC			OOC					
		Samples	ATF	AAF	Samples	ATF	AAF	Samples	ATF	AAF	Samples	ATF	AAF			
World Underwater Federation	CMAS	119	-	1	36	-	-	5	-	-	-	-	-	160	0.6%	
Colombian NADO	COL-NADO	53	-	2	8	-	-	-	-	-	-	-	-	61	3.3%	
German National Anti-Doping Agency	NADA	9	-	1	47	-	1	-	-	-	5	-	-	61	3.3%	
Egyptian National Anti-doping Organization	EGY-NADO	55	-	1	3	-	-	-	-	-	-	-	-	58	1.7%	
Italian National Anti-Doping Agency	NADO ITALIA	38	-	-	4	-	-	-	-	-	1	-	-	43	-	
China Anti-Doping Agency	CHINADA	26	-	-	-	-	-	2	-	-	-	-	-	28	-	
Korea Anti-Doping Agency	KADA	19	-	-	4	-	-	-	-	-	1	-	-	24	-	
International World Games Association	IWGA	10	-	-	-	-	-	1	-	-	-	-	-	11	-	
Hungarian Anti-Doping Agency	HUNADO	9	-	1	1	-	-	-	-	-	-	-	-	10	10%	
Portugal Anti-Doping Agency	ADoP	9	-	-	-	-	-	-	-	-	-	-	-	9	-	
French Anti-Doping Agency	AFLD-NADO	8	-	-	-	-	-	-	-	-	-	-	-	8	-	
Finnish Center for Integrity in Sports/Finnish Anti-Doping Agency	FINCIS/FINADA	8	-	-	-	-	-	-	-	-	-	-	-	8	-	
Japan Anti-Doping Agency	JADA	6	-	-	-	-	-	-	-	-	-	-	-	6	-	
Polish Anti-Doping Agency	POLADA	6	-	1	-	-	-	-	-	-	-	-	-	6	17%	
Netherlands Anti-Doping Authority	ADAN	6	-	-	-	-	-	-	-	-	-	-	-	6	-	
Turkish Anti Doping Commission	TADC	5	-	-	-	-	-	-	-	-	-	-	-	5	-	
Croatian Institute for Toxicology and Anti-Doping	CITA	4	-	-	-	-	-	-	-	-	-	-	-	4	-	
National Anti-Doping Agency of Tunisia	ANAD	2	-	-	-	-	-	-	-	-	-	-	-	2	-	
Jordan Anti-doping Organization	JADO	-	-	-	2	-	-	-	-	-	-	-	-	2	-	
Belarus National Anti-Doping Agency	BNADA	-	-	-	1	-	-	-	-	-	1	-	-	2	-	
Anti-Doping Agency of Serbia	ADAS	2	-	-	-	-	-	-	-	-	-	-	-	2	-	
Anti-Doping Commission, Chinese Taipei Olympic Committee	CTADA	-	-	-	1	-	-	-	-	-	-	-	-	1	-	
		<b>394</b>	<b>-</b>	<b>7</b>	<b>107</b>	<b>-</b>	<b>1</b>	<b>8</b>	<b>-</b>	<b>-</b>	<b>8</b>	<b>-</b>	<b>-</b>	<b>517</b>		



**Table 96: ARISF Sport - Water Skiing**

Testing Authority (TA)	ADAMS Code	Urine						Blood						Total Samples	% AAF
		IC			OOC			IC			OOC				
		Samples	ATF	AAF	Samples	ATF	AAF	Samples	ATF	AAF	Samples	ATF	AAF		
International Waterski & Wakeboard Federation	IWWF	91	-	1	14	-	-	2	-	-	-	-	-	107	1%
German National Anti-Doping Agency	NADA	5	-	-	35	-	-	-	-	-	2	-	-	42	-
South East Asian Games Federation	SEAGF	24	-	-	9	-	-	-	-	-	-	-	-	33	-
International World Games Association	IWGA	10	-	-	-	-	-	2	-	-	-	-	-	12	-
Netherlands Anti-Doping Authority	ADAN	9	-	-	-	-	-	-	-	-	-	-	-	9	-
Spain National Anti-Doping Agency	ESP-NADO	8	-	-	-	-	-	-	-	-	-	-	-	8	-
Polish Anti-Doping Agency	POLADA	8	-	-	-	-	-	-	-	-	-	-	-	8	-
Canadian Centre for Ethics in Sport	CCES	8	-	-	-	-	-	-	-	-	-	-	-	8	-
US Anti-Doping Agency	USADA	-	-	-	6	-	-	-	-	-	-	-	-	6	-
Colombian NADO	COL-NADO	6	-	3	-	-	-	-	-	-	-	-	-	6	50%
NADO Flanders	NADOF	6	-	-	-	-	-	-	-	-	-	-	-	6	-
Bolivian Sports Organization	ODEBO	5	-	-	-	-	-	-	-	-	-	-	-	5	-
Drug Free Sport New Zealand	DFSNZ	4	-	-	-	-	-	-	-	-	-	-	-	4	-
Anti-Doping Singapore	ADS	-	-	-	4	-	-	-	-	-	-	-	-	4	-
Swedish Sports Confederation	RF	-	-	-	3	-	-	-	-	-	-	-	-	3	-
Lembaga Anti-Doping Indonesia	LADI	-	-	-	3	-	-	-	-	-	-	-	-	3	-
Anti-Doping Agency of Serbia	ADAS	2	-	-	-	-	-	-	-	-	-	-	-	2	-
Chilean National Anti-Doping Commission	CHI-NADO	-	-	-	2	-	-	-	-	-	-	-	-	2	-
		<b>186</b>	<b>-</b>	<b>4</b>	<b>76</b>	<b>-</b>	<b>-</b>	<b>4</b>	<b>-</b>	<b>-</b>	<b>2</b>	<b>-</b>	<b>-</b>	<b>268</b>	

**Table 97: ARISF Sport - Wushu**

Testing Authority (TA)	ADAMS Code	Urine						Blood						Total Samples	% AAF
		IC			OOC			IC			OOC				
		Samples	ATF	AAF	Samples	ATF	AAF	Samples	ATF	AAF	Samples	ATF	AAF		
China Anti-Doping Agency	CHINADA	93	-	-	-	-	-	6	-	-	-	-	-	99	-
International Wushu Federation	IWUF	36	-	-	31	-	-	-	-	-	-	-	-	67	-
I.R Iran National Anti-Doping Organization	IRI-NADO	20	-	1	13	-	-	-	-	-	-	-	-	33	3%
Korea Anti-Doping Agency	KADA	15	-	-	11	-	-	-	-	-	-	-	-	26	-
Turkish Anti Doping Commission	TADC	20	-	1	3	-	-	-	-	-	-	-	-	23	4%
Italian National Anti-Doping Agency	NADO ITALIA	19	-	4	1	-	-	-	-	-	-	-	-	20	20%
CHN-Provincial Sports Bureau in China	CHN-PSB	4	-	-	14	-	-	-	-	-	-	-	-	18	-
South East Asian Games Federation	SEAGF	17	-	-	-	-	-	-	-	-	-	-	-	17	-
Doping Control Agency of Thailand	DCAT	7	-	-	7	-	-	-	-	-	-	-	-	14	-
Egyptian National Anti-doping Organization	EGY-NADO	-	-	-	12	-	-	-	-	-	-	-	-	12	-
National Anti Doping Agency -India	IND-NADO	1	-	-	8	-	-	-	-	-	-	-	-	9	-
Netherlands Anti-Doping Authority	ADAN	6	-	-	3	-	-	-	-	-	-	-	-	9	-
CHN-National Federations in China	CHN-NF	-	-	-	8	-	-	-	-	-	-	-	-	8	-
Azerbaijan National Anti-Doping Agency	AMADA	-	-	-	6	-	-	-	-	-	1	-	-	7	-
Antidoping Switzerland	ADCH	-	-	-	7	-	-	-	-	-	-	-	-	7	-
Hong Kong Anti-Doping Committee	HKG-ADC	-	-	-	7	-	-	-	-	-	-	-	-	7	-
NADO Flanders	NADOF	6	-	-	-	-	-	-	-	-	-	-	-	6	-
Brunei Darussalam Anti-Doping Committee	BDADC BRUNEI	-	-	-	5	-	-	-	-	-	-	-	-	5	-
Jordan Anti-doping Organization	JADO	-	-	-	4	-	-	-	-	-	-	-	-	4	-
Japan Anti-Doping Agency	JADA	-	-	-	4	-	-	-	-	-	-	-	-	4	-
French Anti-Doping Agency	AFLD-NADO	3	-	-	-	-	-	-	-	-	-	-	-	3	-
Romanian National Anti-Doping Agency	ANAD-Romania	-	-	-	3	-	-	-	-	-	-	-	-	3	-
Kazakhstan National Anti-Doping Centre	KAZ-NADO	-	-	-	3	-	-	-	-	-	-	-	-	3	-
The Islamic Solidarity Sports Federation	ISS Federation	2	-	-	-	-	-	-	-	-	-	-	-	2	-
South East Asia RADO	SE-ASIA-RADO	-	-	-	2	-	-	-	-	-	-	-	-	2	-
Anti-Doping Commission, Chinese Taipei Olympic Committee	CTADA	-	-	-	2	-	-	-	-	-	-	-	-	2	-
CHN-Military Sport Department in China	CHN-MSD	-	-	-	2	-	-	-	-	-	-	-	-	2	-
CHN-Federation of University Sports of China	CHN-FUS	-	-	-	1	-	-	-	-	-	-	-	-	1	-
		<b>249</b>	<b>-</b>	<b>6</b>	<b>157</b>	<b>-</b>	<b>-</b>	<b>6</b>	<b>-</b>	<b>-</b>	<b>1</b>	<b>-</b>	<b>-</b>	<b>413</b>	

**Table 98: AIMS Sport - Aikido**

Testing Authority (TA)	ADAMS Code	Urine						Blood						Total Samples	% AAF
		IC			OOC			IC			OOC				
		Samples	ATF	AAF	Samples	ATF	AAF	Samples	ATF	AAF	Samples	ATF	AAF		
Romanian National Anti-Doping Agency	ANAD-Romania	10	-	-	2	-	-	-	-	-	-	-	-	12	-
Anti-Doping Agency of Serbia	ADAS	2	-	-	-	-	-	-	-	-	-	-	-	2	-
		<b>12</b>	-	-	<b>2</b>	-	-	-	-	-	-	-	-	<b>14</b>	

**Table 99: AIMS Sport - Bodybuilding**

Testing Authority (TA)	ADAMS Code	Urine						Blood						Total Samples	% AAF
		IC			OOC			IC			OOC				
		Samples	ATF	AAF	Samples	ATF	AAF	Samples	ATF	AAF	Samples	ATF	AAF		
International Federation of Bodybuilding and Fitness	IFBB	148	-	46	-	-	-	12	-	-	-	-	-	160	29%
French Anti-Doping Agency	AFLD-NADO	98	-	31	2	-	1	17	-	-	1	-	-	118	27%
Romanian National Anti-Doping Agency	ANAD-Romania	53	-	5	50	-	1	11	-	-	1	-	-	115	5%
Japan Anti-Doping Agency	JADA	85	-	-	20	-	-	-	-	-	-	-	-	105	-
NADO Flanders	NADOF	29	-	2	67	1	12	-	-	-	6	-	-	102	14%
Finnish Center for Integrity in Sports/Finnish Anti-Doping Agency	FINCIS/FINADA	23	-	2	32	-	-	5	-	-	11	-	-	71	3%
Korea Anti-Doping Agency	KADA	47	-	20	17	-	8	-	-	-	-	-	-	64	44%
Central American Sports Organization	ORDECA	42	-	8	18	-	4	-	-	-	-	-	-	60	20%
Italian National Anti-Doping Agency	NADO ITALIA	27	-	8	-	-	-	8	-	-	-	-	-	35	23%
Guatemala NADO	GUA-OAD	27	-	7	6	-	-	-	-	-	-	-	-	33	21%
China Anti-Doping Agency	CHINADA	24	-	7	-	-	-	8	-	-	-	-	-	32	22%
Turkish Anti Doping Commission	TADC	30	-	16	-	-	-	-	-	-	-	-	-	30	53%
French Community of Belgium NADO	BEL-CFWB	24	-	3	3	-	-	-	-	-	1	-	-	28	11%
Polish Anti-Doping Agency	POLADA	17	-	8	-	-	-	5	-	-	-	-	-	22	36%
South African Institute for Drug-Free Sport	SAIDS	22	-	14	-	-	-	-	-	-	-	-	-	22	64%
Czech Anti-Doping Committee	CADC	13	-	7	6	-	-	-	-	-	2	-	-	21	33%
Slovak Anti-Doping Agency	SADA	7	-	3	9	-	-	-	-	-	2	-	-	18	17%
National Anti Doping Agency -India	IND-NADO	18	-	9	-	-	-	-	-	-	-	-	-	18	50%
Hungarian Anti-Doping Agency	HUNADO	17	-	4	-	-	-	-	-	-	-	-	-	17	24%
Macao Bodybuilding & Fitness Association	MBFA	-	-	-	15	-	-	-	-	-	-	-	-	15	-
Hong Kong Anti-Doping Committee	HKG-ADC	4	-	-	10	-	-	-	-	-	-	-	-	14	-
Jordan Anti-doping Organization	JADO	7	-	2	6	-	2	-	-	-	-	-	-	13	31%
Doping Control Agency of Thailand	DCAT	12	-	6	-	-	-	-	-	-	-	-	-	12	50%
Jamaica Anti-Doping Commission	JADCO	5	-	1	3	-	1	3	-	-	-	-	-	11	18%
Peru National Anti-Doping Commission	CONAD PERU	10	-	10	-	-	-	-	-	-	-	-	-	10	100%
Nicaragua Anti-doping Organization	NCA-NADO	8	-	-	1	-	-	-	-	-	-	-	-	9	-
Anti-Doping Commission, Chinese Taipei Olympic Committee	CTADA	-	-	-	9	-	3	-	-	-	-	-	-	9	33%
Azerbaijan National Anti-Doping Agency	AMADA	-	-	-	5	1	3	-	-	-	4	-	-	9	33%
Anti-Doping Agency of Malaysia	ADAMAS	-	-	-	9	-	-	-	-	-	-	-	-	9	-
Dansih Bodybuilding and Fitness Federation	DEN-DBFF	9	-	9	-	-	-	-	-	-	-	-	-	9	100%
Caribbean RADO	CAR-RADO	1	-	-	7	-	-	-	-	-	-	-	-	8	-
Natural Physique Association	GBR-NPA	8	-	1	-	-	-	-	-	-	-	-	-	8	13%
Bermuda Sport Anti-Doping Authority	BSADA	8	-	-	-	-	-	-	-	-	-	-	-	8	-
I.R Iran National Anti-Doping Organization	IRI-NADO	-	-	-	8	-	7	-	-	-	-	-	-	8	88%
Swedish Bodybuilding and Fitness Federation	SKKF	8	-	1	-	-	-	-	-	-	-	-	-	8	13%
Estonian Anti-Doping Agency	EADA	6	-	-	1	-	-	-	-	-	-	-	-	7	-
Brasilian Authority on Anti-Doping Control	ABCD	7	-	7	-	-	-	-	-	-	-	-	-	7	100%
Oceania RADO	O-RADO	-	-	-	6	-	2	-	-	-	-	-	-	6	33%
Egyptian National Anti-doping Organization	EGY-NADO	-	-	-	5	-	1	-	-	-	-	-	-	5	20%
Spanish Federation of Bodybuilding and Fitness	ESP-BB	5	-	1	-	-	-	-	-	-	-	-	-	5	20%
Anti-Doping Organization of New Caledonia	OADNC	4	-	-	-	-	-	-	-	-	-	-	-	4	-
Venezuela NADO	VEN-NADO	2	-	-	2	-	-	-	-	-	-	-	-	4	-
Italian Ministry of Health Departement	CVD-Italia	4	-	-	-	-	-	-	-	-	-	-	-	4	-
Anti-Doping department of State Sports Medicine Centre	LAT-NADO	4	-	1	-	-	-	-	-	-	-	-	-	4	25%
Estonian Bodybuilding and Fitness Federation	EST-BAF	3	-	-	-	-	-	-	-	-	-	-	-	3	-
Sri Lanka Anti Doping Agency	SRI-NADO	3	-	2	-	-	-	-	-	-	-	-	-	3	67%
Anti-Doping Agency of Serbia	ADAS	2	-	2	1	-	-	-	-	-	-	-	-	3	67%
Mongolian National Anti-Doping Organization	MGL-NADO	3	-	1	-	-	-	-	-	-	-	-	-	3	33%
Common Community Commission (Brussels)	COCOM	-	-	-	2	-	-	-	-	-	1	-	-	3	-
National Anti-Doping Agency of Tunisia	ANAD	2	-	1	-	-	-	-	-	-	-	-	-	2	50%
German Natural Bodybuilding & Fitness Federation	GNBF	-	-	-	-	-	-	2	-	-	-	-	-	2	-
Catalan Bodybuilding Federation	ESP-FCF	2	-	1	-	-	-	-	-	-	-	-	-	2	50%
French Polynesia Youth Services and Sports	TAH-NADO	1	-	-	-	-	-	-	-	-	-	-	-	1	-
National Anti-Doping Commission of Barbados	NADC	-	-	-	1	-	1	-	-	-	-	-	-	1	100%
Lithuanian Anti-Doping Agency	LTU-NADO	1	-	-	-	-	-	-	-	-	-	-	-	1	-
		<b>880</b>	-	<b>246</b>	<b>321</b>	<b>2</b>	<b>46</b>	<b>71</b>	-	-	<b>29</b>	-	-	<b>1301</b>	

**Table 100: AIMS Sport - Casting**

Testing Authority (TA)	ADAMS Code	Urine						Blood						Total Samples	% AAF
		IC			OOC			IC			OOC				
		Samples	ATF	AAF	Samples	ATF	AAF	Samples	ATF	AAF	Samples	ATF	AAF		
Spain National Anti-Doping Agency	ESP-NADO	7	-	-	-	-	-	-	-	-	-	-	-	7	-
French Community of Belgium NADO	BEL-CFWB	-	-	-	6	-	-	-	-	-	-	-	-	6	-
International Casting Sport Federation	ICSF	6	-	-	-	-	-	-	-	-	-	-	-	6	-
Italian National Anti-Doping Agency	NADO ITALIA	4	-	-	-	-	-	-	-	-	-	-	-	4	-
Anti-Doping Agency of Serbia	ADAS	4	-	-	-	-	-	-	-	-	-	-	-	4	-
Portugal Anti-Doping Agency	ADoP	3	-	-	-	-	-	-	-	-	-	-	-	3	-
		<b>24</b>	-	-	<b>6</b>	-	-	-	-	-	-	-	<b>30</b>		

**Table 101: AIMS Sport - Darts**

Testing Authority (TA)	ADAMS Code	Urine						Blood						Total Samples	% AAF
		IC			OOC			IC			OOC				
		Samples	ATF	AAF	Samples	ATF	AAF	Samples	ATF	AAF	Samples	ATF	AAF		
UK Anti-Doping	UKAD	26	-	4	-	-	-	-	-	-	-	-	-	26	15%
German National Anti-Doping Agency	NADA	12	-	3	-	-	-	-	-	-	-	-	-	12	25%
World Darts Federation	WDF	10	-	-	-	-	-	-	-	-	-	-	-	10	-
Netherlands Anti-Doping Authority	ADAN	9	-	1	-	-	-	-	-	-	-	-	-	9	11%
Turkish Anti Doping Commission	TADC	4	-	-	-	-	-	-	-	-	-	-	-	4	-
Anti-Doping Agency of Serbia	ADAS	2	-	-	-	-	-	-	-	-	-	-	-	2	-
		<b>63</b>	-	<b>8</b>	-	-	-	-	-	-	-	-	<b>63</b>		

**Table 102: AIMS Sport - Dragon Boat**

Testing Authority (TA)	ADAMS Code	Urine						Blood						Total Samples	% AAF
		IC			OOC			IC			OOC				
		Samples	ATF	AAF	Samples	ATF	AAF	Samples	ATF	AAF	Samples	ATF	AAF		
International Dragon Boat Federation	IDBF	14	-	-	17	-	-	-	-	-	-	-	-	31	-
Japan Anti-Doping Agency	JADA	9	-	-	-	-	-	-	-	-	-	-	-	9	-
Hungarian Anti-Doping Agency	HUNADO	8	-	-	-	-	-	-	-	-	-	-	-	8	-
		<b>31</b>	-	-	<b>17</b>	-	-	-	-	-	-	-	<b>48</b>		

**Table 103: AIMS Sport - Draughts**

Testing Authority (TA)	ADAMS Code	Urine						Blood						Total Samples	% AAF
		IC			OOC			IC			OOC				
		Samples	ATF	AAF	Samples	ATF	AAF	Samples	ATF	AAF	Samples	ATF	AAF		
World Draughts Federation	FMJD	9	-	1	7	-	-	-	-	-	-	-	-	16	6%
Portugal Anti-Doping Agency	ADoP	3	-	-	-	-	-	-	-	-	-	-	-	3	-
Italian National Anti-Doping Agency	NADO ITALIA	2	-	-	-	-	-	-	-	-	-	-	-	2	-
		<b>14</b>	-	<b>1</b>	<b>7</b>	-	-	-	-	-	-	-	<b>21</b>		

**Table 104: AIMS Sport - Fistball**

Testing Authority (TA)	ADAMS Code	Urine						Blood						Total Samples	% AAF
		IC			OOC			IC			OOC				
		Samples	ATF	AAF	Samples	ATF	AAF	Samples	ATF	AAF	Samples	ATF	AAF		
International World Games Association	IWGA	4	-	-	2	-	-	1	-	-	-	-	-	7	-
International Fistball Association	IFA	-	-	-	5	-	-	-	-	-	-	-	-	5	-
National Anti-Doping Agency Austria GmbH	NADA Austria	-	-	-	4	-	-	-	-	-	-	-	-	4	-
Italian National Anti-Doping Agency	NADO ITALIA	4	-	-	-	-	-	-	-	-	-	-	-	4	-
German National Anti-Doping Agency	NADA	4	-	-	-	-	-	-	-	-	-	-	-	4	-
		<b>12</b>	-	-	<b>11</b>	-	-	<b>1</b>	-	-	-	-	-	<b>24</b>	

**Table 105: AIMS Sport - Go**

Testing Authority (TA)	ADAMS Code	Urine						Blood						Total Samples	% AAF
		IC			OOC			IC			OOC				
		Samples	ATF	AAF	Samples	ATF	AAF	Samples	ATF	AAF	Samples	ATF	AAF		
Korea Anti-Doping Agency	KADA	6	-	-	-	-	-	-	-	-	-	-	-	6	-
International Go Federation	IGF-Go	4	-	-	-	-	-	-	-	-	-	-	-	4	-
Doping Control Agency of Thailand	DCAT	4	-	-	-	-	-	-	-	-	-	-	-	4	-
Anti-Doping Agency of Serbia	ADAS	2	-	-	-	-	-	-	-	-	-	-	-	2	-
		<b>16</b>	-	-	-	-	-	-	-	-	-	-	-	<b>16</b>	

**Table 106: AIMS Sport - Icestocksport**

Testing Authority (TA)	ADAMS Code	Urine						Blood						Total Samples	% AAF
		IC			OOC			IC			OOC				
		Samples	ATF	AAF	Samples	ATF	AAF	Samples	ATF	AAF	Samples	ATF	AAF		
International Federation Icestocksport	IFI	19	-	-	8	-	-	2	-	-	2	-	-	31	-
German National Anti-Doping Agency	NADA	8	-	-	-	-	-	-	-	-	-	-	-	8	-
		<b>27</b>	-	-	<b>8</b>	-	-	<b>2</b>	-	-	<b>2</b>	-	-	<b>39</b>	

**2017 Anti-Doping Testing Figures**  
**Samples Analyzed and Reported by Accredited Laboratories in ADAMS**

**Table 107: AIMS Sport - Ju-Jitsu**

Testing Authority (TA)	ADAMS Code	Urine						Blood						Total Samples	% AAF
		IC			OOC			IC			OOC				
		Samples	ATF	AAF	Samples	ATF	AAF	Samples	ATF	AAF	Samples	ATF	AAF		
German National Anti-Doping Agency	NADA	6	-	-	45	-	-	-	-	-	5	-	-	56	-
Doping Control Agency of Thailand	DCAT	7	-	2	26	-	-	-	-	-	-	-	-	33	6%
National Anti Doping Agency -India	IND-NADO	32	1	1	-	-	-	-	-	-	-	-	-	32	3%
Olympic Council of Asia	OCA	17	-	2	-	-	-	2	-	-	-	-	-	19	11%
French Anti-Doping Agency	AFLD-NADO	13	-	-	-	-	-	-	-	-	-	-	-	13	-
International World Games Association	IWGA	8	-	-	1	-	-	2	-	-	-	-	-	11	-
Vietnam Anti-Doping & Sports Medicine Agency	VADA	10	-	-	-	-	-	-	-	-	-	-	-	10	-
Swedish Sports Confederation	RF	4	-	-	3	-	-	-	-	-	-	-	-	7	-
Antidoping Switzerland	ADCH	4	-	-	3	-	1	-	-	-	-	-	-	7	14%
NADO Flanders	NADOF	6	-	1	-	-	-	-	-	-	-	-	-	6	17%
Netherlands Anti-Doping Authority	ADAN	-	-	-	6	-	-	-	-	-	-	-	-	6	-
Romanian National Anti-Doping Agency	ANAD-Romania	-	-	-	4	-	-	-	-	-	1	-	-	5	-
Jordan Anti-doping Organization	JADO	-	-	-	3	-	-	-	-	-	-	-	-	3	-
Anti-Doping Agency of Serbia	ADAS	2	-	-	-	-	-	-	-	-	-	-	-	2	-
Hungarian Anti-Doping Agency	HUNADO	-	-	-	1	-	-	-	-	-	-	-	-	1	-
		<b>109</b>	<b>1</b>	<b>6</b>	<b>92</b>	<b>-</b>	<b>1</b>	<b>4</b>	<b>-</b>	<b>-</b>	<b>6</b>	<b>-</b>	<b>-</b>	<b>211</b>	

**Table 108: AIMS Sport - Kendo**

Testing Authority (TA)	ADAMS Code	Urine						Blood						Total Samples	% AAF
		IC			OOC			IC			OOC				
		Samples	ATF	AAF	Samples	ATF	AAF	Samples	ATF	AAF	Samples	ATF	AAF		
Japan Anti-Doping Agency	JADA	16	-	-	-	-	-	-	-	-	-	-	-	16	-
Spain National Anti-Doping Agency	ESP-NADO	10	-	-	-	-	-	-	-	-	-	-	-	10	-
International Kendo Federation	FIK	5	-	-	4	-	-	-	-	-	-	-	-	9	-
Korea Anti-Doping Agency	KADA	2	-	-	-	-	-	-	-	-	-	-	-	2	-
Anti-Doping Agency of Serbia	ADAS	2	-	-	-	-	-	-	-	-	-	-	-	2	-
		<b>35</b>	<b>-</b>	<b>-</b>	<b>4</b>	<b>-</b>	<b>-</b>	<b>-</b>	<b>-</b>	<b>-</b>	<b>-</b>	<b>-</b>	<b>-</b>	<b>39</b>	

**Table 109: AIMS Sport - Kickboxing**

Testing Authority (TA)	ADAMS Code	Urine						Blood						Total Samples	% AAF
		IC			OOC			IC			OOC				
		Samples	ATF	AAF	Samples	ATF	AAF	Samples	ATF	AAF	Samples	ATF	AAF		
French Anti-Doping Agency	AFLD-NADO	126	-	13	-	-	-	39	-	-	-	-	-	165	8%
Portugal Anti-Doping Agency	ADoP	134	-	11	-	-	-	-	-	-	-	-	-	134	8%
World Association of Kickboxing Organizations	WAKO	22	1	1	31	-	1	-	-	-	1	-	-	53	4%
Anti-Doping Norway	ADNO	9	-	-	33	-	1	-	-	-	3	-	-	45	2%
Polish Anti-Doping Agency	POLADA	17	-	2	17	-	-	-	-	-	3	-	-	37	5%
Agency for Anti-Doping Control of Bosnia and Herzegovina	BiH-NADO	10	-	1	21	-	1	-	-	-	2	-	-	33	6%
National Anti-Doping Agency Austria GmbH	NADA Austria	6	-	-	20	-	-	-	-	-	3	-	-	29	-
French Community of Belgium NADO	BEL-CFWB	23	-	2	-	-	-	-	-	-	-	-	-	23	9%
Hungarian Anti-Doping Agency	HUNADO	5	-	-	8	-	-	-	-	-	8	-	-	21	-
Turkish Anti Doping Commission	TADC	20	-	1	-	-	-	-	-	-	-	-	-	20	5%
Netherlands Anti-Doping Authority	ADAN	20	-	3	-	-	-	-	-	-	-	-	-	20	15%
Olympic Council of Asia	OCA	16	-	1	-	-	-	3	-	-	-	-	-	19	5%
Anti-Doping Agency of Serbia	ADAS	7	-	-	9	-	-	-	-	-	2	-	-	18	-
Anti-Doping Denmark	ADD	14	-	1	4	-	1	-	-	-	-	-	-	18	11%
Finnish Center for Integrity in Sports/Finnish Anti-Doping Agency	FINCIS/FINADA	7	-	-	6	-	-	-	-	-	2	-	-	15	-
Spain National Anti-Doping Agency	ESP-NADO	15	-	1	-	-	-	-	-	-	-	-	-	15	7%
NADO Flanders	NADOF	7	-	-	6	-	-	-	-	-	-	-	-	13	-
China Anti-Doping Agency	CHINADA	-	-	-	10	-	-	-	-	-	1	-	-	11	-
Antidoping Switzerland	ADCH	-	-	-	7	-	-	-	-	-	-	-	-	7	-
Swedish Sports Confederation	RF	4	-	-	3	-	-	-	-	-	-	-	-	7	-
International World Games Association	IWGA	6	-	1	-	-	-	1	-	-	-	-	-	7	14%
German National Anti-Doping Agency	NADA	6	-	1	-	-	-	-	-	-	-	-	-	6	17%
I.R Iran National Anti-Doping Organization	IRI-NADO	-	-	-	5	-	-	-	-	-	-	-	-	5	-
Jordan Anti-doping Organization	JADO	-	-	-	4	-	1	-	-	-	-	-	-	4	25%
World Karate and Kickboxing Association	WKA	3	-	1	-	-	-	-	-	-	-	-	-	3	33%
Kazakhstan National Anti-Doping Centre	KAZ-NADO	-	-	-	3	-	-	-	-	-	-	-	-	3	-
Italian National Anti-Doping Agency	NADO ITALIA	2	-	-	-	-	-	-	-	-	-	-	-	2	-
		<b>479</b>	<b>1</b>	<b>40</b>	<b>187</b>	<b>-</b>	<b>5</b>	<b>43</b>	<b>-</b>	<b>-</b>	<b>24</b>	<b>-</b>	<b>-</b>	<b>733</b>	

**Table 110: AIMS Sport - Lacrosse**

Testing Authority (TA)	ADAMS Code	Urine						Blood						Total Samples	% AAF
		IC			OOC			IC			OOC				
		Samples	ATF	AAF	Samples	ATF	AAF	Samples	ATF	AAF	Samples	ATF	AAF		
International Lacrosse Federation	FILx	10	-	-	9	-	-	1	-	-	-	-	-	20	-
Canadian Centre for Ethics in Sport	CCES	-	-	-	14	-	-	-	-	-	-	-	-	14	-
International World Games Association	IWGA	4	-	-	-	-	-	1	-	-	-	-	-	5	-
Czech Anti-Doping Committee	CADC	4	-	-	-	-	-	-	-	-	-	-	-	4	-
		<b>18</b>	<b>-</b>	<b>-</b>	<b>23</b>	<b>-</b>	<b>-</b>	<b>2</b>	<b>-</b>	<b>-</b>	<b>-</b>	<b>-</b>	<b>-</b>	<b>43</b>	

**2017 Anti-Doping Testing Figures**  
*Samples Analyzed and Reported by Accredited Laboratories in ADAMS*

**Table 111: AIMS Sport - Minigolf**

Testing Authority (TA)	ADAMS Code	Urine						Blood						Total Samples	% AAF
		IC			OOC			IC			OOC				
		Samples	ATF	AAF	Samples	ATF	AAF	Samples	ATF	AAF	Samples	ATF	AAF		
Portugal Anti-Doping Agency	ADoP	28	-	2	-	-	-	-	-	-	-	-	-	28	7%
World Minigolf Sport Federation	WMF	10	-	-	3	-	-	-	-	-	-	-	-	13	-
German National Anti-Doping Agency	NADA	11	-	-	-	-	-	-	-	-	-	-	-	11	-
		<b>49</b>	<b>-</b>	<b>2</b>	<b>3</b>	<b>-</b>	<b>-</b>	<b>-</b>	<b>-</b>	<b>-</b>	<b>-</b>	<b>-</b>	<b>-</b>	<b>52</b>	

**Table 112: AIMS Sport - Powerlifting**

Testing Authority (TA)	ADAMS Code	Urine						Blood						Total Samples	% AAF
		IC			OOC			IC			OOC				
		Samples	ATF	AAF	Samples	ATF	AAF	Samples	ATF	AAF	Samples	ATF	AAF		
International Powerlifting Federation	IPF	502	1	21	268	-	1	-	-	-	16	-	-	786	3%
USA Powerlifting	USA-USAPL	314	-	23	61	-	5	-	-	-	2	-	-	377	7%
German National Anti-Doping Agency	NADA	249	-	10	51	-	-	18	-	-	29	-	-	347	3%
French Anti-Doping Agency	AFLD-NADO	212	-	11	51	-	2	21	-	-	3	-	-	287	5%
Swedish Sports Confederation	RF	61	-	2	114	-	1	-	-	-	-	-	-	175	2%
Finnish Center for Integrity in Sports/Finnish Anti-Doping Agency	FINCIS/FINADA	48	-	-	72	-	-	12	-	-	23	-	-	155	-
Anti-Doping Norway	ADNO	21	-	-	108	-	3	1	-	-	18	-	-	148	2%
Canadian Centre for Ethics in Sport	CCES	99	-	14	25	-	1	6	-	-	4	-	-	134	11%
Great Britain Powerlifting Federation	GBR-GBPF	104	-	4	7	-	-	-	-	-	-	-	-	111	4%
Anti-Doping Denmark	ADD	5	-	1	61	-	2	-	-	-	17	-	-	83	4%
National Anti-doping Center of Ukraine	NADC Ukraine	34	-	2	46	-	1	-	-	-	-	-	-	80	4%
NADO Flanders	NADOF	36	-	4	24	-	-	-	-	-	17	-	-	77	5%
World Drug Free Powerlifting Federation	WDFPF	62	-	-	1	-	-	-	-	-	-	-	-	63	-
National Anti-Doping Agency Austria GmbH	NADA Austria	28	-	1	25	-	-	-	-	-	8	-	-	61	2%
Australian Sports Anti-Doping Authority	ASADA	26	-	2	19	-	3	-	-	-	15	-	-	60	8%
International World Games Association	IWGA	41	-	-	-	-	-	15	-	-	-	-	-	56	-
Netherlands Anti-Doping Authority	ADAN	55	-	2	-	-	-	-	-	-	-	-	-	55	4%
Russian National Anti-Doping Organization	RUSADA	42	1	4	10	-	-	-	-	-	1	-	-	53	8%
Japan Anti-Doping Agency	JADA	46	-	-	5	-	-	-	-	-	-	-	-	51	-
National Anti Doping Agency -India	IND-NADO	50	-	14	-	-	-	-	-	-	-	-	-	50	28%
Polish Anti-Doping Agency	POLADA	12	-	-	20	-	-	6	-	-	6	-	-	44	-
British Drug Free Powerlifting Association	GBR-BDFPA	29	-	-	11	-	-	-	-	-	-	-	-	40	-
Italian Powerlifting Federation	ITA-PL	33	-	2	3	-	-	-	-	-	-	-	-	36	6%
Czech Anti-Doping Committee	CADC	23	-	2	8	1	-	-	-	-	4	-	-	35	6%
Spain National Anti-Doping Agency	ESP-NADO	32	-	-	1	-	-	-	-	-	-	-	-	33	-
Egyptian National Anti-doping Organization	EGY-NADO	6	-	1	22	-	8	-	-	-	-	-	-	28	32%
South African Institute for Drug-Free Sport	SAIDS	7	-	2	19	-	2	-	-	-	-	-	-	26	15%
Drug Free Sport New Zealand	DFSNZ	22	-	-	3	1	-	-	-	-	-	-	-	25	-
Romanian National Anti-Doping Agency	ANAD-Romania	3	-	-	15	-	-	-	-	-	7	-	-	25	-
Doping Control Agency of Thailand	DCAT	5	-	-	20	-	-	-	-	-	-	-	-	25	-
Belarus National Anti-Doping Agency	BNADA	-	-	-	13	-	-	5	-	-	1	-	-	19	-
Saudi Arabian Antidoping Committee	KSA-NADO	19	-	-	-	-	-	-	-	-	-	-	-	19	-
French Community of Belgium NADO	BEL-CFWB	18	-	2	-	-	-	-	-	-	-	-	-	18	11%
Anti-Doping department of State Sports Medicine Centre	LAT-NADO	15	-	2	2	-	1	-	-	-	-	-	-	17	18%
German Drug-Free Powerlifting Federation	GDFPF	10	-	-	7	-	-	-	-	-	-	-	-	17	-
Brasilian Authority on Anti-Doping Control	ABCD	6	-	2	4	-	-	2	-	-	4	-	-	16	13%
Hungarian Anti-Doping Agency	HUNADO	10	-	1	1	-	-	4	-	-	-	-	-	15	7%
Scottish Powerlifting Association	SCO-PL	13	-	-	-	-	-	-	-	-	-	-	-	13	-
Estonian Anti-Doping Agency	EADA	11	-	4	1	-	-	-	-	-	-	-	-	12	33%
Swiss Drug-Free Powerlifting Federation	SUI-DFPOW	9	-	-	-	-	-	-	-	-	-	-	-	9	-
Singapore Powerlifting Federation	erlifting Singap	8	-	-	-	-	-	-	-	-	-	-	-	8	-
Kazakhstan National Anti-Doping Centre	KAZ-NADO	-	-	-	8	-	-	-	-	-	-	-	-	8	-
Lithuanian Anti-Doping Agency	LTU-NADO	6	-	3	2	-	-	-	-	-	-	-	-	8	38%
Italian Ministry of Health Departement	CVD-Italia	7	-	-	-	-	-	-	-	-	-	-	-	7	-
Drug Free Powerlifting Australia	AUS-DFPA	4	-	-	1	-	-	-	-	-	-	-	-	5	-
Anti-Doping Commission, Chinese Taipei Olympic Committee	CTADA	-	-	-	5	-	-	-	-	-	-	-	-	5	-
Croatian Institute for Toxicology and Anti-Doping	CITA	3	-	-	-	-	-	2	-	-	-	-	-	5	-
Hong Kong Anti-Doping Committee	HKG-ADC	4	-	-	1	-	-	-	-	-	-	-	-	5	-
National Olympic and Sports Association of Iceland	ISL-NADO	-	-	-	5	-	-	-	-	-	-	-	-	5	-
Antidoping Switzerland	ADCH	4	-	1	-	-	-	-	-	-	-	-	-	4	25%
Anti-Doping Commission of Malta	MLT-NADO	4	-	-	-	-	-	-	-	-	-	-	-	4	-
Sri Lanka Anti Doping Agency	SRI-NADO	4	-	2	-	-	-	-	-	-	-	-	-	4	50%
South American RADO	RADO-SAM	-	-	-	4	-	-	-	-	-	-	-	-	4	-
Venezuela NADO	VEN-NADO	-	-	-	4	-	-	-	-	-	-	-	-	4	-
Slovak Anti-Doping Agency	SADA	-	-	-	4	-	-	-	-	-	-	-	-	4	-
Mongolian National Anti-Doping Organization	MGL-NADO	4	-	-	-	-	-	-	-	-	-	-	-	4	-
National Anti-Doping Commission of Argentina	ARG-NADO	4	-	-	-	-	-	-	-	-	-	-	-	4	-
Slovenian Antidoping Organization	SLOADO	3	-	-	-	-	-	-	-	-	-	-	-	3	-
Caribbean RADO	CAR-RADO	3	-	-	-	-	-	-	-	-	-	-	-	3	-
Pakistan Powerlifting Federation	PAK-PL	-	-	-	3	-	1	-	-	-	-	-	-	3	33%
Italian National Anti-Doping Agency	NADO ITALIA	3	-	1	-	-	-	-	-	-	-	-	-	3	33%

**Table 112: AIMS Sport - Powerlifting - continued**

Testing Authority (TA)	ADAMS Code	Urine						Blood						Total Samples	% AAF
		IC			OOC			IC			OOC				
		Samples	ATF	AAF	Samples	ATF	AAF	Samples	ATF	AAF	Samples	ATF	AAF		
Ecuador NADO	ECU-NADO	-	-	-	3	-	-	-	-	-	-	-	-	3	-
Common Community Commission (Brussels)	COCOM	-	-	-	3	-	-	-	-	-	-	-	-	3	-
Central Asia RADO	RADOCA-RADO	-	-	-	2	-	-	-	-	-	-	-	-	2	-
Geraklion Fund-Fit League	GERAKLION FUN	2	-	-	-	-	-	-	-	-	-	-	-	2	-
Philippine Sports Commission	PHI-NADO	1	-	1	1	-	-	-	-	-	-	-	-	2	50%
Puerto Rico Anti-Doping Organization	PUR-NADO	-	-	-	2	-	-	-	-	-	-	-	-	2	-
South East Powerlifting Association	SEPA	2	-	-	-	-	-	-	-	-	-	-	-	2	-
Agency for Anti-Doping Control of Bosnia and Herzegovina	BIH-NADO	-	-	-	1	-	-	-	-	-	1	-	-	2	-
Australian Powerlifting Federation	AUS-POW	-	-	-	1	-	-	-	-	-	-	-	-	1	-
Oceania RADO	O-RADO	-	-	-	1	-	-	-	-	-	-	-	-	1	-
Malta Drug-Free Powerlifting Federation	MLT-DPL	-	-	-	1	-	-	-	-	-	-	-	-	1	-
		<b>2384</b>	<b>2</b>	<b>141</b>	<b>1150</b>	<b>2</b>	<b>31</b>	<b>92</b>	<b>-</b>	<b>-</b>	<b>176</b>	<b>-</b>	<b>-</b>	<b>3802</b>	

**Table 113: AIMS Sport - Sambo**

Testing Authority (TA)	ADAMS Code	Urine						Blood						Total Samples	% AAF
		IC			OOC			IC			OOC				
		Samples	ATF	AAF	Samples	ATF	AAF	Samples	ATF	AAF	Samples	ATF	AAF		
International Federation of Sambo	FIAS	172	-	1	18	-	-	12	-	-	-	-	-	202	0.5%
Russian National Anti-Doping Organization	RUSADA	-	-	-	24	-	-	-	-	-	-	-	-	24	-
Olympic Council of Asia	OCA	22	-	1	-	-	-	2	-	-	-	-	-	24	4%
Romanian National Anti-Doping Agency	ANAD-Romania	23	-	1	-	-	-	-	-	-	-	-	-	23	4%
Doping Control Agency of Thailand	DCAT	-	-	-	15	-	-	-	-	-	-	-	-	15	-
Kazakhstan National Anti-Doping Centre	KAZ-NADO	-	-	-	9	-	-	-	-	-	-	-	-	9	-
Central American Sports Organization	ORDECA	6	-	-	-	-	-	-	-	-	-	-	-	6	-
Cyprus Anti-Doping Authority	CYADA	3	-	-	-	-	-	-	-	-	-	-	-	3	-
Anti-Doping Agency of Serbia	ADAS	2	-	1	-	-	-	-	-	-	-	-	-	2	50%
		<b>228</b>	<b>-</b>	<b>4</b>	<b>66</b>	<b>-</b>	<b>-</b>	<b>14</b>	<b>-</b>	<b>-</b>	<b>-</b>	<b>-</b>	<b>-</b>	<b>308</b>	

**Table 114: AIMS Sport - Savate**

Testing Authority (TA)	ADAMS Code	Urine						Blood						Total Samples	% AAF
		IC			OOC			IC			OOC				
		Samples	ATF	AAF	Samples	ATF	AAF	Samples	ATF	AAF	Samples	ATF	AAF		
French Anti-Doping Agency	AFLD-NADO	13	-	1	3	-	-	6	-	-	-	-	-	22	5%
International Savate Federation	FIS-Savate	8	-	-	7	-	-	-	-	-	-	-	-	15	-
French Community of Belgium NADO	BEL-CFWB	6	-	-	-	-	-	-	-	-	-	-	-	6	-
Anti-Doping Agency of Serbia	ADAS	2	-	-	-	-	-	-	-	-	-	-	-	2	-
		<b>29</b>	<b>-</b>	<b>1</b>	<b>10</b>	<b>-</b>	<b>-</b>	<b>6</b>	<b>-</b>	<b>-</b>	<b>-</b>	<b>-</b>	<b>-</b>	<b>45</b>	

**Table 115: AIMS Sport - Sepaktakraw**

Testing Authority (TA)	ADAMS Code	Urine						Blood						Total Samples	% AAF
		IC			OOC			IC			OOC				
		Samples	ATF	AAF	Samples	ATF	AAF	Samples	ATF	AAF	Samples	ATF	AAF		
Doping Control Agency of Thailand	DCAT	28	-	-	48	-	-	-	-	-	-	-	-	76	-
International Sepaktakraw Federation	ISTAF	25	-	-	-	-	-	-	-	-	-	-	-	25	-
South East Asian Games Federation	SEAGF	20	-	-	-	-	-	-	-	-	-	-	-	20	-
Brunei Darussalam Anti-Doping Committee	BDADC BRUNEI	2	-	-	12	-	-	-	-	-	-	-	-	14	-
Korea Anti-Doping Agency	KADA	6	-	-	-	-	-	-	-	-	-	-	-	6	-
Thailand University Sport Board	THA-UNI	4	-	-	-	-	-	-	-	-	-	-	-	4	-
Lembaga Anti-Doping Indonesia	LADI	-	-	-	2	-	-	-	-	-	-	-	-	2	-
		<b>85</b>	<b>-</b>	<b>-</b>	<b>62</b>	<b>-</b>	<b>-</b>	<b>-</b>	<b>-</b>	<b>-</b>	<b>-</b>	<b>-</b>	<b>-</b>	<b>147</b>	

**Table 116: AIMS Sport - Sleddog**

Testing Authority (TA)	ADAMS Code	Urine						Blood						Total Samples	% AAF
		IC			OOC			IC			OOC				
		Samples	ATF	AAF	Samples	ATF	AAF	Samples	ATF	AAF	Samples	ATF	AAF		
International Federation of Sleddog Sports	IFSS	6	-	-	-	-	-	-	-	-	-	-	-	6	-
Anti-Doping Norway	ADNO	4	-	-	-	-	-	-	-	-	-	-	-	4	-
		<b>10</b>	<b>-</b>	<b>-</b>	<b>-</b>	<b>-</b>	<b>-</b>	<b>-</b>	<b>-</b>	<b>-</b>	<b>-</b>	<b>-</b>	<b>-</b>	<b>10</b>	

**Table 117: AIMS Sport - Soft Tennis**

Testing Authority (TA)	ADAMS Code	Urine						Blood						Total Samples	% AAF
		IC			OOC			IC			OOC				
		Samples	ATF	AAF	Samples	ATF	AAF	Samples	ATF	AAF	Samples	ATF	AAF		
Japan Anti-Doping Agency	JADA	22	-	-	-	-	-	-	-	-	-	-	-	22	-
Korea Anti-Doping Agency	KADA	6	-	-	9	-	-	-	-	-	-	-	-	15	-
Doping Control Agency of Thailand	DCAT	4	-	-	-	-	-	-	-	-	-	-	-	4	-
		<b>32</b>	<b>-</b>	<b>-</b>	<b>9</b>	<b>-</b>	<b>-</b>	<b>-</b>	<b>-</b>	<b>-</b>	<b>-</b>	<b>-</b>	<b>-</b>	<b>41</b>	

**Table 118: AIMS Sport - Sport Fishing**

Testing Authority (TA)	ADAMS Code	Urine						Blood						Total Samples	% AAF
		IC			OOC			IC			OOC				
		Samples	ATF	AAF	Samples	ATF	AAF	Samples	ATF	AAF	Samples	ATF	AAF		
Portugal Anti-Doping Agency	ADoP	13	-	2	-	-	-	-	-	-	-	-	-	13	15%
International Federation of Sea Fishing Sport	FIPS-M	8	-	-	2	-	-	-	-	-	-	-	-	10	-
International Fresh Water Sport Fishing Federation	FIPS-ed	12	-	1	-	-	-	-	-	-	-	-	-	12	8%
Romanian National Anti-Doping Agency	ANAD-Romania	4	-	-	-	-	-	-	-	-	-	-	-	4	-
International Fly Sport Fishing Federation	FIPS-Mouche	4	-	1	-	-	-	-	-	-	-	-	-	4	25%
International Sport Fishing Confederation	CIPS	2	-	-	-	-	-	-	-	-	-	-	-	2	-
Spain National Anti-Doping Agency	ESP-NADO	1	-	-	-	-	-	-	-	-	-	-	-	1	-
		<b>44</b>	<b>-</b>	<b>4</b>	<b>2</b>	<b>-</b>	<b>-</b>	<b>-</b>	<b>-</b>	<b>-</b>	<b>-</b>	<b>-</b>	<b>-</b>	<b>46</b>	

**Table 119: IPC Sport - Para-Swimming**

Para-Swimming		Urine						Blood						Total Samples	% AAF
		IC			OOB			IC			OOB				
Testing Authority (TA)	ADAMS Code	Samples	ATF	AAF	Samples	ATF	AAF	Samples	ATF	AAF	Samples	ATF	AAF		
International Paralympic Committee	IPC	43	-	-	21	-	-	2	-	-	5	-	-	71	-
Canadian Centre for Ethics in Sport	CCES	28	-	1	39	-	1	-	-	-	4	-	-	71	3%
German National Anti-Doping Agency	NADA	28	-	1	20	-	-	17	-	-	2	-	-	67	1%
Doping Control Agency of Thailand	DCAT	9	-	-	57	-	-	-	-	-	-	-	-	66	-
Netherlands Anti-Doping Authority	ADAN	7	-	1	45	-	-	-	-	-	-	-	-	52	2%
Braslian Authority on Anti-Doping Control	ABCD	22	-	-	22	-	-	-	-	-	-	-	-	44	-
Russian National Anti-Doping Organization	RUSADA	16	-	-	23	-	1	-	-	-	-	-	-	39	3%
Sport Federation of China Disabled Persons	CHN-SFDP	15	-	-	22	-	-	-	-	-	-	-	-	37	-
UK Anti-Doping	UKAD	1	-	-	24	-	-	-	-	-	4	-	-	29	-
Australian Sports Anti-Doping Authority	ASADA	23	-	2	6	-	-	-	-	-	-	-	-	29	7%
Asean Para Sports Federation	APSF	28	-	-	-	-	-	-	-	-	-	-	-	28	-
Swedish Sports Confederation	RF	13	-	-	12	-	-	-	-	-	-	-	-	25	-
US Anti-Doping Agency	USADA	18	-	2	2	-	-	-	-	-	-	-	-	20	10%
Drug Free Sport New Zealand	DFSNZ	5	-	-	12	-	-	-	-	-	-	-	-	17	-
Sport Ireland	SI	-	-	-	12	-	-	-	-	-	2	-	-	14	-
Korea Anti-Doping Agency	KADA	10	-	-	4	-	-	-	-	-	-	-	-	14	-
World Anti-Doping Agency	WADA-AMA	-	-	-	7	-	-	-	-	-	6	-	-	13	-
Asian Paralympic Committee	APC	9	-	-	2	-	-	2	-	-	-	-	-	13	-
Colombian NADO	COL-NADO	6	-	-	6	-	-	-	-	-	-	-	-	12	-
Japan Anti-Doping Agency	JADA	10	-	-	1	-	-	-	-	-	-	-	-	11	-
Hellenic National Council for Combatting Doping	ESKAN	10	-	-	-	-	-	-	-	-	-	-	-	10	-
Spain National Anti-Doping Agency	ESP-NADO	8	-	-	2	-	-	-	-	-	-	-	-	10	-
Hungarian Anti-Doping Agency	HUNADO	-	-	-	8	-	-	-	-	-	-	-	-	8	-
Anti-Doping Singapore	ADS	-	-	-	7	-	-	-	-	-	-	-	-	7	-
Anti-Doping Norway	ADNO	-	-	-	5	-	-	-	-	-	1	-	-	6	-
Azerbaijan National Anti-Doping Agency	AMADA	-	-	-	4	-	-	-	-	-	1	-	-	5	-
Antidoping Switzerland	ADCH	4	-	-	-	-	-	-	-	-	-	-	-	4	-
Anti-Doping Denmark	ADD	-	-	-	3	-	-	-	-	-	1	-	-	4	-
Romanian National Anti-Doping Agency	ANAD-Romania	-	-	-	3	-	-	-	-	-	-	-	-	3	-
National Anti Doping Agency -India	IND-NADO	-	-	-	2	-	-	-	-	-	-	-	-	2	-
Czech Anti-Doping Committee	CADC	-	-	-	2	-	-	-	-	-	-	-	-	2	-
Anti-Doping Commission of Malta	MLT-NADO	2	-	-	-	-	-	-	-	-	-	-	-	2	-
French Anti-Doping Agency	AFLD-NADO	-	-	-	1	-	-	-	-	-	-	-	-	1	-
Finnish Center for Integrity in Sports/Finnish Anti-Doping Agency	FINCIS/FINADA	-	-	-	1	-	-	-	-	-	-	-	-	1	-
National Anti-Doping Agency Austria GmbH	NADA Austria	-	-	-	1	-	-	-	-	-	-	-	-	1	-
		<b>315</b>	<b>-</b>	<b>7</b>	<b>376</b>	<b>-</b>	<b>2</b>	<b>21</b>	<b>-</b>	<b>-</b>	<b>26</b>	<b>-</b>	<b>-</b>	<b>738</b>	

**Aquatics**

IPC Swimming (R)

IPC Swimming Middle Distance 200-400m (R)

IPC Swimming Sprint 100m or less (R)

Aquatics		Urine						Blood						Total Samples	% AAF
		IC			OOB			IC			OOB				
Testing Authority (TA)	ADAMS Code	Samples	ATF	AAF	Samples	ATF	AAF	Samples	ATF	AAF	Samples	ATF	AAF		
Australian Sports Anti-Doping Authority	ASADA	1	-	-	-	-	-	-	-	-	-	-	-	1	-
Doping Control Agency of Thailand	DCAT	-	-	-	1	-	-	-	-	-	-	-	-	1	-
Chilean National Anti-Doping Commission	CHI-NADO	-	-	-	1	-	-	-	-	-	-	-	-	1	-
		<b>1</b>	<b>-</b>	<b>-</b>	<b>2</b>	<b>-</b>	<b>-</b>	<b>-</b>	<b>-</b>	<b>-</b>	<b>-</b>	<b>-</b>	<b>-</b>	<b>3</b>	



**Table 120: IPC Sport - Para-Athletics**

Testing Authority (TA)	ADAMS Code	Urine						Blood						Total Samples	% AAF
		IC			OOB			IC			OOB				
		Samples	ATF	AAF	Samples	ATF	AAF	Samples	ATF	AAF	Samples	ATF	AAF		
International Paralympic Committee	IPC	294	-	5	129	-	1	-	-	-	77	-	-	500	1%
Doping Control Agency of Thailand	DCAT	9	-	-	89	-	-	-	-	-	-	-	-	98	-
Russian National Anti-Doping Organization	RUSADA	16	-	-	77	-	-	-	-	-	2	-	-	95	-
US Anti-Doping Agency	USADA	59	-	1	32	-	-	-	-	-	-	-	-	91	1%
Canadian Centre for Ethics in Sport	CCEES	14	-	-	65	-	-	-	-	-	6	-	-	85	-
UK Anti-Doping	UKAD	-	-	-	52	-	-	-	-	-	8	-	-	60	-
Sport Federation of China Disabled Persons	CHN-SFDP	20	-	-	38	-	-	-	-	-	-	-	-	58	-
German National Anti-Doping Agency	NADA	19	-	3	29	-	-	-	-	-	10	-	-	58	5%
Brazilian Authority on Anti-Doping Control	ABCD	31	-	-	9	-	1	-	-	-	1	-	-	41	2%
Spain National Anti-Doping Agency	ESP-NADO	25	-	1	8	-	-	7	-	-	1	-	-	41	2%
Sport Ireland	SI	-	-	-	26	-	-	-	-	-	13	-	-	39	-
Colombian NADO	COL-NADO	21	-	1	15	-	-	-	-	-	1	-	-	37	3%
Asean Para Sports Federation	APSF	34	-	-	-	-	-	-	-	-	-	-	-	34	-
Netherlands Anti-Doping Authority	ADAN	3	-	-	30	-	-	-	-	-	-	-	-	33	-
Japan Anti-Doping Agency	JADA	27	-	-	1	-	-	-	-	-	-	-	-	28	-
Antidoping Switzerland	ADCH	12	-	-	15	-	2	-	-	-	-	-	-	27	7%
I.R Iran National Anti-Doping Organization	IRI-NADO	20	-	2	-	-	-	-	-	-	-	-	-	20	10%
Hellenic National Council for Combatting Doping	ESKAN	20	-	-	-	-	-	-	-	-	-	-	-	20	-
Finnish Center for Integrity in Sports/Finnish Anti-Doping Agency	FINCIS/FINADA	5	-	-	13	-	-	-	-	-	1	-	-	19	-
Australian Sports Anti-Doping Authority	ASADA	17	-	-	1	-	-	-	-	-	-	-	-	18	-
Africa Zone I RADO	AFR-RADO-I	7	-	-	9	-	-	-	-	-	-	-	-	16	-
Jamaica Anti-Doping Commission	JADCO	11	-	-	4	-	-	-	-	-	-	-	-	15	-
Asian Paralympic Committee	APC	9	-	-	2	-	-	2	-	-	-	-	-	13	-
The Islamic Solidarity Sports Federation	ISS Federation	11	-	-	-	-	-	1	-	-	-	-	-	12	-
South African Institute for Drug-Free Sport	SAIDS	12	-	-	-	-	-	-	-	-	-	-	-	12	-
Swedish Sports Confederation	RF	4	-	1	8	-	1	-	-	-	-	-	-	12	17%
Saudi Arabian Antidoping Committee	KSA-NADO	12	-	-	-	-	-	-	-	-	-	-	-	12	-
World Anti-Doping Agency	WADA-AMA	-	-	-	6	-	-	-	-	-	6	-	-	12	-
Polish Anti-Doping Agency	POLADA	5	-	1	6	-	-	-	-	-	-	-	-	11	9%
Chilean National Anti-Doping Commission	CHI-NADO	9	-	-	2	-	-	-	-	-	-	-	-	11	-
National Anti Doping Agency -India	IND-NADO	-	-	-	10	-	-	-	-	-	-	-	-	10	-
Korea Anti-Doping Agency	KADA	8	-	-	-	-	-	-	-	-	-	-	-	8	-
Drug Free Sport New Zealand	DFSNZ	1	-	-	7	-	-	-	-	-	-	-	-	8	-
Romanian National Anti-Doping Agency	ANAD-Romania	-	-	-	7	-	-	-	-	-	-	-	-	7	-
National Anti-Doping Agency of Tunisia	ANAD	3	-	-	3	-	-	-	-	-	-	-	-	6	-
Bulgarian Anti-doping Center	BUL-NADO	-	-	-	6	-	-	-	-	-	-	-	-	6	-
French Community of Belgium NADO	BEL-CFWB	-	-	-	4	-	-	-	-	-	1	-	-	5	-
Anti-Doping Agency of Kenya	ADAK	-	-	-	5	-	-	-	-	-	-	-	-	5	-
Czech Anti-Doping Committee	CADC	5	-	-	-	-	-	-	-	-	-	-	-	5	-
Nigerian National Anti-Doping Committee	NGR-NADO	4	-	-	-	-	-	-	-	-	-	-	-	4	-
Azerbaijan National Anti-Doping Agency	AMADA	-	-	-	3	-	-	-	-	-	1	-	-	4	-
Anti-Doping Singapore	ADS	-	-	-	4	-	-	-	-	-	-	-	-	4	-
Anti-Doping Norway	ADNO	-	-	-	3	-	-	-	-	-	1	-	-	4	-
Anti-Doping Denmark	ADD	-	-	-	3	-	-	-	-	-	-	-	-	3	-
International Committee for the Francophonie Games	CIJF	3	-	-	-	-	-	-	-	-	-	-	-	3	-
IAAF - Athletics Integrity Unit	IAAF - AIU	2	-	-	-	-	-	-	-	-	-	-	-	2	-
Croatian Institute for Toxicology and Anti-Doping	CITA	2	-	-	-	-	-	-	-	-	-	-	-	2	-
Africa Zone II & III RADO	AFR-RADO-II-III	-	-	-	2	-	-	-	-	-	-	-	-	2	-
Portugal Anti-Doping Agency	AdoP	2	-	-	-	-	-	-	-	-	-	-	-	2	-
Bermuda Sport Anti-Doping Authority	BSADA	-	-	-	1	-	-	-	-	-	1	-	-	2	-
NADO Flanders	NADOF	-	-	-	1	-	-	-	-	-	-	-	-	1	-
Algerian National Anti-Doping Organization	ALG-NADO	-	-	-	1	-	-	-	-	-	-	-	-	1	-
Africa Zone VI RADO	AFR-RADO-VI	-	-	-	1	-	-	-	-	-	-	-	-	1	-
Oceania RADO	O-RADO	1	-	-	-	-	-	-	-	-	-	-	-	1	-
Egyptian National Anti-doping Organization	EGY-NADO	-	-	-	1	-	-	-	-	-	-	-	-	1	-
Jordan Anti-doping Organization	JADO	-	-	-	1	-	-	-	-	-	-	-	-	1	-
Cyprus Anti-Doping Authority	CYADA	1	-	-	-	-	-	-	-	-	-	-	-	1	-
<b>Total</b>		<b>758</b>	<b>-</b>	<b>15</b>	<b>729</b>	<b>-</b>	<b>5</b>	<b>10</b>	<b>-</b>	<b>-</b>	<b>130</b>	<b>-</b>	<b>-</b>	<b>1627</b>	

**IPC Sport - Athletics**

*IPC Long Distance 3000m+ ( R ), IPC Middle Distance 800-1500m ( R )*

Testing Authority (TA)	ADAMS Code	Urine						Blood						Total Samples	% AAF
		IC			OOB			IC			OOB				
		Samples	ATF	AAF	Samples	ATF	AAF	Samples	ATF	AAF	Samples	ATF	AAF		
Anti-Doping Agency of Kenya	ADAK	-	-	-	4	-	-	-	-	-	-	-	-	4	-
Spain National Anti-Doping Agency	ESP-NADO	-	-	-	4	-	-	-	-	-	-	-	-	4	-
NADO Flanders	NADOF	-	-	-	1	-	-	-	-	-	-	-	-	1	-
<b>Total</b>		<b>-</b>	<b>-</b>	<b>-</b>	<b>9</b>	<b>-</b>	<b>-</b>	<b>-</b>	<b>-</b>	<b>-</b>	<b>-</b>	<b>-</b>	<b>-</b>	<b>9</b>	

**Table 121: IPC Sport - Para-Biathlon**

Testing Authority (TA)	ADAMS Code	Urine						Blood						Total Samples	% AAF
		IC			OOC			IC			OOC				
		Samples	ATF	AAF	Samples	ATF	AAF	Samples	ATF	AAF	Samples	ATF	AAF		
International Paralympic Committee	IPC	35	-	-	3	-	-	-	-	-	1	-	-	39	-
Russian National Anti-Doping Organization	RUSADA	6	-	-	21	-	-	-	-	-	-	-	-	27	-
Korea Anti-Doping Agency	KADA	3	-	1	-	-	-	-	-	-	-	-	3	33%	
German National Anti-Doping Agency	NADA	2	-	-	-	-	-	-	-	-	-	-	2	-	
Japan Anti-Doping Agency	JADA	-	-	-	1	-	-	-	-	-	-	-	1	-	
		<b>46</b>	-	<b>1</b>	<b>25</b>	-	-	-	-	-	<b>1</b>	-	-	<b>72</b>	

**Table 122: IPC Sport - Para-DanceSport**

Testing Authority (TA)	ADAMS Code	Urine						Blood						Total Samples	% AAF
		IC			OOC			IC			OOC				
		Samples	ATF	AAF	Samples	ATF	AAF	Samples	ATF	AAF	Samples	ATF	AAF		
International Paralympic Committee	IPC	7	-	1	-	-	-	-	-	-	-	-	-	7	14%
		<b>7</b>	-	<b>1</b>	-	-	-	-	-	-	-	-	-	<b>7</b>	

**Table 123: IPC Sport - Para-Ice Hockey**

Testing Authority (TA)	ADAMS Code	Urine						Blood						Total Samples	% AAF
		IC			OOC			IC			OOC				
		Samples	ATF	AAF	Samples	ATF	AAF	Samples	ATF	AAF	Samples	ATF	AAF		
International Paralympic Committee	IPC	28	-	-	15	-	-	-	-	-	4	-	-	47	-
Italian National Anti-Doping Agency	NADO ITALIA	12	-	-	20	-	-	-	-	-	2	-	-	34	-
US Anti-Doping Agency	USADA	-	-	-	28	-	2	-	-	-	-	-	-	28	7%
Canadian Centre for Ethics in Sport	CCES	-	-	-	15	-	-	-	-	-	4	-	-	19	-
Russian National Anti-Doping Organization	RUSADA	17	-	-	1	-	-	-	-	-	-	-	-	18	-
Korea Anti-Doping Agency	KADA	6	-	-	3	-	-	-	-	-	-	-	-	9	-
Czech Anti-Doping Committee	CADC	4	-	1	3	-	-	-	-	-	-	-	-	7	14%
Sport Federation of China Disabled Persons	CHN-SFDP	4	-	-	-	-	-	-	-	-	-	-	-	4	-
		<b>71</b>	-	<b>1</b>	<b>85</b>	-	<b>2</b>	-	-	-	<b>10</b>	-	-	<b>166</b>	

**Table 124: IPC Sport - Para-Powerlifting**

Testing Authority (TA)	ADAMS Code	Urine						Blood						Total Samples	% AAF
		IC			OOC			IC			OOC				
		Samples	ATF	AAF	Samples	ATF	AAF	Samples	ATF	AAF	Samples	ATF	AAF		
International Paralympic Committee	IPC	175	-	7	80	-	1	-	-	-	35	-	-	290	3%
Russian National Anti-Doping Organization	RUSADA	57	1	4	41	-	-	-	-	-	2	-	-	100	4%
Braslian Authority on Anti-Doping Control	ABCD	45	-	1	14	-	-	-	-	-	13	-	-	72	1%
Egyptian National Anti-doping Organization	EGY-NADO	-	-	-	41	-	2	-	-	-	-	-	-	41	5%
Asean Para Sports Federation	APSF	18	-	-	2	-	-	8	-	-	-	-	-	28	-
UK Anti-Doping	UKAD	3	-	-	13	-	-	-	-	-	5	-	-	21	-
Sport Federation of China Disabled Persons	CHN-SFDP	10	-	-	5	-	-	-	-	-	-	-	-	15	-
Asian Paralympic Committee	APC	11	-	-	2	-	1	1	-	-	-	-	-	14	7%
Algerian National Anti-Doping Organization	ALG-NADO	14	-	1	-	-	-	-	-	-	-	-	-	14	7%
I.R Iran National Anti-Doping Organization	IRI-NADO	7	-	-	7	-	-	-	-	-	-	-	-	14	-
Saudi Arabian Antidoping Committee	KSA-NADO	12	-	-	-	-	-	-	-	-	-	-	-	12	-
Italian National Anti-Doping Agency	NADO ITALIA	-	-	-	6	-	1	-	-	-	6	-	-	12	8%
West Asia RADO	W-ASIA-RADO	-	-	-	10	-	-	-	-	-	-	-	-	10	-
Polish Anti-Doping Agency	POLADA	4	-	-	3	-	-	-	-	-	2	-	-	9	-
Hellenic National Council for Combatting Doping	ESKAN	8	-	-	-	-	-	-	-	-	-	-	-	8	-
Korea Anti-Doping Agency	KADA	6	-	-	-	-	-	-	-	-	-	-	-	6	-
Japan Anti-Doping Agency	JADA	6	-	-	-	-	-	-	-	-	-	-	-	6	-
Chilean National Anti-Doping Commission	CHI-NADO	-	-	-	4	-	-	-	-	-	-	-	-	4	-
Anti-Doping Agency of Kenya	ADAK	-	-	-	4	-	-	-	-	-	-	-	-	4	-
French Anti-Doping Agency	AFLD-NADO	-	-	-	4	-	-	-	-	-	-	-	-	4	-
National Anti Doping Agency -India	IND-NADO	-	-	-	4	-	-	-	-	-	-	-	-	4	-
Australian Sports Anti-Doping Authority	ASADA	4	-	2	-	-	-	-	-	-	-	-	-	4	50%
Anti-Doping Singapore	ADS	-	-	-	3	-	-	-	-	-	-	-	-	3	-
Finnish Center for Integrity in Sports/Finnish Anti-Doping Agency	FINCIS/FINADA	-	-	-	3	-	-	-	-	-	-	-	-	3	-
Netherlands Anti-Doping Authority	ADAN	-	-	-	2	-	-	-	-	-	-	-	-	2	-
South East Asia RADO	SE-ASIA-RADO	-	-	-	1	-	-	-	-	-	-	-	-	1	-
Mexican National Anti-Doping Committee	MEX-NADO	1	-	-	-	-	-	-	-	-	-	-	-	1	-
Drug Free Sport New Zealand	DFSNZ	-	-	-	1	-	-	-	-	-	-	-	-	1	-
US Anti-Doping Agency	USADA	-	-	-	1	-	-	-	-	-	-	-	-	1	-
Africa Zone VI RADO	AFR-RADO-VI	-	-	-	1	-	-	-	-	-	-	-	-	1	-
Doping Control Agency of Thailand	DCAT	-	-	-	1	-	1	-	-	-	-	-	-	1	100%
Hungarian Anti-Doping Agency	HUNADO	-	-	-	1	-	-	-	-	-	-	-	-	1	-
		<b>381</b>	<b>1</b>	<b>15</b>	<b>254</b>	-	<b>6</b>	<b>9</b>	-	-	<b>63</b>	-	-	<b>707</b>	

**Powerlifting**

IPC Powerlifting (R)

Testing Authority (TA)	ADAMS Code	Urine						Blood						Total Samples	% AAF
		IC			OOC			IC			OOC				
		Samples	ATF	AAF	Samples	ATF	AAF	Samples	ATF	AAF	Samples	ATF	AAF		
Polish Anti-Doping Agency	POLADA	4	-	-	3	-	-	-	-	-	3	-	-	10	-
Chilean National Anti-Doping Commission	CHI-NADO	-	-	-	5	-	-	-	-	-	-	-	-	5	-
West Asia RADO	W-ASIA-RADO	-	-	-	1	-	-	-	-	-	-	-	-	1	-
		<b>4</b>	<b>-</b>	<b>-</b>	<b>9</b>	<b>-</b>	<b>-</b>	<b>-</b>	<b>-</b>	<b>-</b>	<b>3</b>	<b>-</b>	<b>-</b>	<b>16</b>	<b>-</b>

**Table 125: IPC Sport - Shooting Para Sport**

Testing Authority (TA)	ADAMS Code	Urine						Blood						Total Samples	% AAF
		IC			OOC			IC			OOC				
		Samples	ATF	AAF	Samples	ATF	AAF	Samples	ATF	AAF	Samples	ATF	AAF		
International Paralympic Committee	IPC	20	-	2	-	-	-	-	-	-	-	-	-	20	10%
Korea Anti-Doping Agency	KADA	4	-	-	5	-	-	-	-	-	-	-	-	9	-
Turkish Anti Doping Commission	TADC	4	-	-	-	-	-	-	-	-	-	-	-	4	-
Colombian NADO	COL-NADO	4	-	-	-	-	-	-	-	-	-	-	-	4	-
Anti-Doping Agency of Serbia	ADAS	4	-	-	-	-	-	-	-	-	-	-	-	4	-
Doping Control Agency of Thailand	DCAT	4	-	-	-	-	-	-	-	-	-	-	-	4	-
Sport Federation of China Disabled Persons	CHN-SFDP	3	-	-	-	-	-	-	-	-	-	-	-	3	-
Canadian Centre for Ethics in Sport	CCES	2	-	-	-	-	-	-	-	-	-	-	-	2	-
Mongolian National Anti-Doping Organization	MGL-NADO	-	-	-	2	-	-	-	-	-	-	-	-	2	-
US Anti-Doping Agency	USADA	-	-	-	1	-	-	-	-	-	-	-	-	1	-
		<b>45</b>	<b>-</b>	<b>2</b>	<b>8</b>	<b>-</b>	<b>-</b>	<b>-</b>	<b>-</b>	<b>-</b>	<b>-</b>	<b>-</b>	<b>-</b>	<b>53</b>	<b>-</b>

**Table 126: IPC Sport - Para-Alpine Skiing and Para-Cross Country and Skiing**

Testing Authority (TA)	ADAMS Code	Urine						Blood						Total Samples	% AAF
		IC			OOC			IC			OOC				
		Samples	ATF	AAF	Samples	ATF	AAF	Samples	ATF	AAF	Samples	ATF	AAF		
International Paralympic Committee	IPC	60	-	1	15	-	-	-	-	-	1	-	-	76	1%
US Anti-Doping Agency	USADA	-	-	-	40	-	2	-	-	-	1	-	-	41	5%
Russian National Anti-Doping Organization	RUSADA	-	-	-	39	-	-	-	-	-	-	-	-	39	-
Canadian Centre for Ethics in Sport	CCES	4	-	1	17	-	-	-	-	-	1	-	-	22	5%
Netherlands Anti-Doping Authority	ADAN	-	-	-	10	-	-	-	-	-	-	-	-	10	-
German National Anti-Doping Agency	NADA	-	-	-	8	-	-	-	-	-	1	-	-	9	-
Antidoping Switzerland	ADCH	-	-	-	9	-	-	-	-	-	-	-	-	9	-
Italian National Anti-Doping Agency	NADO ITALIA	-	-	-	8	-	-	-	-	-	-	-	-	8	-
Japan Anti-Doping Agency	JADA	5	-	-	3	-	-	-	-	-	-	-	-	8	-
Spain National Anti-Doping Agency	ESP-NADO	6	-	-	-	-	-	-	-	-	-	-	-	6	-
Korea Anti-Doping Agency	KADA	3	-	-	3	-	-	-	-	-	-	-	-	6	-
Drug Free Sport New Zealand	DFSNZ	-	-	-	4	-	-	-	-	-	-	-	-	4	-
Australian Sports Anti-Doping Authority	ASADA	-	-	-	3	-	-	-	-	-	-	-	-	3	-
National Anti-Doping Agency Austria GmbH	NADA Austria	-	-	-	2	-	-	-	-	-	-	-	-	2	-
Slovenian Antidoping Organization	SLOADO	-	-	-	1	-	-	-	-	-	-	-	-	1	-
Andorra National Anti-Doping Commission	AGAD	-	-	-	1	-	-	-	-	-	-	-	-	1	-
Sport Federation of China Disabled Persons	CHN-SFDP	-	-	-	1	-	-	-	-	-	-	-	-	1	-
		<b>78</b>	<b>-</b>	<b>2</b>	<b>164</b>	<b>-</b>	<b>2</b>	<b>-</b>	<b>-</b>	<b>-</b>	<b>4</b>	<b>-</b>	<b>-</b>	<b>246</b>	<b>-</b>

**Skiing**

IPC Alpine (R)

Testing Authority (TA)	ADAMS Code	Urine						Blood						Total Samples	% AAF
		IC			OOC			IC			OOC				
		Samples	ATF	AAF	Samples	ATF	AAF	Samples	ATF	AAF	Samples	ATF	AAF		
Slovak Anti-Doping Agency	SADA	-	-	-	4	-	-	-	-	-	1	-	-	5	-
Sport Federation of China Disabled Persons	CHN-SFDP	-	-	-	2	-	-	-	-	-	-	-	-	2	-
		<b>-</b>	<b>-</b>	<b>-</b>	<b>6</b>	<b>-</b>	<b>-</b>	<b>-</b>	<b>-</b>	<b>-</b>	<b>1</b>	<b>-</b>	<b>-</b>	<b>7</b>	<b>-</b>

**2017 Anti-Doping Testing Figures**  
*Samples Analyzed and Reported by Accredited Laboratories in ADAMS*

**Table 127: IPC Sport - Para-Cross Country**

Testing Authority (TA)	ADAMS Code	Urine						Blood						Total Samples	% AAF
		IC			OOC			IC			OOC				
		Samples	ATF	AAF	Samples	ATF	AAF	Samples	ATF	AAF	Samples	ATF	AAF		
International Paralympic Committee	IPC	49	-	-	128	-	-	-	-	-	110	-	-	287	-
Russian National Anti-Doping Organization	RUSADA	-	-	-	87	-	-	-	-	-	-	-	-	87	-
Canadian Centre for Ethics in Sport	CCES	-	-	-	29	-	-	-	-	-	-	-	-	29	-
German National Anti-Doping Agency	NADA	4	-	-	13	-	-	-	-	-	4	-	-	21	-
US Anti-Doping Agency	USADA	-	-	-	18	-	-	-	-	-	1	-	-	19	-
Sport Federation of China Disabled Persons	CHN-SFDP	6	-	-	3	-	-	-	-	-	-	-	-	9	-
Kazakhstan National Anti-Doping Centre	KAZ-NADO	-	-	-	8	-	-	-	-	-	-	-	-	8	-
Swedish Sports Confederation	RF	-	-	-	4	-	-	-	-	-	-	-	-	4	-
Finnish Center for Integrity in Sports/Finnish Anti-Doping Agency	FINCIS/FINADA	-	-	-	3	-	-	-	-	-	-	-	-	3	-
Japan Anti-Doping Agency	JADA	-	-	-	2	-	-	-	-	-	1	-	-	3	-
Korea Anti-Doping Agency	KADA	2	-	1	-	-	-	-	-	-	-	-	-	2	50%
Mongolian National Anti-Doping Organization	MGL-NADO	-	-	-	1	-	-	-	-	-	-	-	-	1	-
Estonian Anti-Doping Agency	EADA	-	-	-	1	-	-	-	-	-	-	-	-	1	-
		<b>61</b>	<b>-</b>	<b>1</b>	<b>297</b>	<b>-</b>	<b>-</b>	<b>-</b>	<b>-</b>	<b>-</b>	<b>116</b>	<b>-</b>	<b>-</b>	<b>474</b>	

**Table 128: IPC Sport - Para-Snowboard**

Testing Authority (TA)	ADAMS Code	Urine						Blood						Total Samples	% AAF
		IC			OOC			IC			OOC				
		Samples	ATF	AAF	Samples	ATF	AAF	Samples	ATF	AAF	Samples	ATF	AAF		
International Paralympic Committee	IPC	34	-	2	-	-	-	-	-	-	-	-	-	34	6%
US Anti-Doping Agency	USADA	-	-	-	18	-	-	-	-	-	-	-	-	18	-
Russian National Anti-Doping Organization	RUSADA	-	-	-	14	-	-	-	-	-	-	-	-	14	-
Italian National Anti-Doping Agency	NADO ITALIA	-	-	-	10	-	-	-	-	-	-	-	-	10	-
Canadian Centre for Ethics in Sport	CCES	-	-	-	7	-	-	-	-	-	-	-	-	7	-
Sport Federation of China Disabled Persons	CHN-SFDP	-	-	-	3	-	-	-	-	-	-	-	-	3	-
Netherlands Anti-Doping Authority	ADAN	-	-	-	3	-	-	-	-	-	-	-	-	3	-
Korea Anti-Doping Agency	KADA	2	-	-	-	-	-	-	-	-	-	-	-	2	-
Finnish Center for Integrity in Sports/Finnish Anti-Doping Agency	FINCIS/FINADA	-	-	-	2	-	-	-	-	-	-	-	-	2	-
Drug Free Sport New Zealand	DFSNZ	-	-	-	1	-	-	-	-	-	-	-	-	1	-
Australian Sports Anti-Doping Authority	ASADA	-	-	-	1	-	-	-	-	-	-	-	-	1	-
		<b>36</b>	<b>-</b>	<b>2</b>	<b>59</b>	<b>-</b>	<b>-</b>	<b>-</b>	<b>-</b>	<b>-</b>	<b>-</b>	<b>-</b>	<b>-</b>	<b>95</b>	

**Table 129: Sports for Athletes with an Impairment - Aquatics**

Testing Authority (TA)	ADAMS Code	Urine						Blood						Total Samples	% AAF
		IC Samples	ATF	AAF	OOO Samples	ATF	AAF	IC Samples	ATF	AAF	OOO Samples	ATF	AAF		
South East Asian Games Federation	SEAGF	37	-	-	1	-	-	-	-	-	-	-	-	38	-
International Committee of Sports for the Deaf	ICSD / CISS	38	-	-	-	-	-	-	-	-	-	-	-	38	-
Anti-Doping Agency of Malaysia	ADAMAS	25	-	-	-	-	-	-	-	-	-	-	-	25	-
Egyptian National Anti-doping Organization	EGY-NADO	9	-	1	4	-	-	-	-	-	-	-	-	13	8%
Algerian National Anti-Doping Organization	ALG-NADO	11	-	-	-	-	-	-	-	-	-	-	-	11	-
International Sports Federation for Athletes with an Intellectual Disability	INAS	10	-	-	-	-	-	-	-	-	-	-	-	10	-
Uruguay Anti-Doping	URU-NADO	2	-	-	8	-	-	-	-	-	-	-	-	10	-
Chilean National Anti-Doping Commission	CHI-NADO	8	-	1	-	-	-	-	-	-	-	-	-	8	13%
NADO Flanders	NADOF	-	-	-	6	-	-	-	-	-	-	-	-	6	-
Swedish Sports Confederation	RF	-	-	-	6	-	-	-	-	-	-	-	-	6	-
Hungarian Anti-Doping Agency	HUNADO	1	-	-	4	-	-	-	-	-	1	-	-	6	-
Sport Federation of China Disabled Persons	CHN-SFDP	-	-	-	5	-	-	-	-	-	-	-	-	5	-
German National Anti-Doping Agency	NADA	-	-	-	5	-	-	-	-	-	-	-	-	5	-
French Community of Belgium NADO	BEL-CFWB	-	-	-	4	-	-	-	-	-	1	-	-	5	-
CHN-Federation of University Sports of China	CHN-FUS	4	-	-	-	-	-	-	-	-	-	-	-	4	-
National Anti-Doping Commission of Argentina	ARG-NADO	4	-	-	-	-	-	-	-	-	-	-	-	4	-
Lithuanian Anti-Doping Agency	LTU-NADO	3	-	-	1	-	-	-	-	-	-	-	-	4	-
Common Community Commission (Brussels)	COCOM	-	-	-	3	-	-	-	-	-	-	-	-	3	-
French Anti-Doping Agency	AFLD-NADO	2	-	-	1	-	-	-	-	-	-	-	-	3	-
International Swimming Federation	FINA	-	-	-	3	-	-	-	-	-	-	-	-	3	-
Cuban National Anti-Doping Agency	CUB-NADO	-	-	-	2	-	1	-	-	-	-	-	-	2	50%
International Blind Sport Association	IBSA	-	-	-	1	-	-	-	-	-	1	-	-	2	-
Anti-Doping Commission, Chinese Taipei Olympic Committee	CTADA	-	-	-	2	-	-	-	-	-	-	-	-	2	-
Spain National Anti-Doping Agency	ESP-NADO	-	-	-	1	-	-	-	-	-	-	-	-	1	-
Israeli NADO	ISR-NADO	-	-	-	1	-	-	-	-	-	-	-	-	1	-
Russian National Anti-Doping Organization	RUSADA	-	-	-	1	-	-	-	-	-	-	-	-	1	-
Doping Control Agency of Thailand	DCAT	-	-	-	1	-	-	-	-	-	-	-	-	1	-
South East Asia RADO	SE-ASIA-RADO	-	-	-	1	-	-	-	-	-	-	-	-	1	-
Netherlands Anti-Doping Authority	ADAN	1	-	-	-	-	-	-	-	-	-	-	-	1	-
I.R Iran National Anti-Doping Organization	IRI-NADO	1	-	-	-	-	-	-	-	-	-	-	-	1	-
Finnish Center for Integrity in Sports/Finnish Anti-Doping Agency	FINCIS/FINADA	-	-	-	1	-	-	-	-	-	-	-	-	1	-
<b>Total</b>		<b>156</b>	<b>0</b>	<b>2</b>	<b>62</b>	<b>0</b>	<b>1</b>	<b>0</b>	<b>0</b>	<b>0</b>	<b>3</b>	<b>0</b>	<b>0</b>	<b>221</b>	

**Table 130: Sports for Athletes with an Impairment - Archery**

Testing Authority (TA)	ADAMS Code	Urine						Blood						Total Samples	% AAF
		IC Samples	ATF	AAF	OOO Samples	ATF	AAF	IC Samples	ATF	AAF	OOO Samples	ATF	AAF		
World Archery Federation	WA	27	-	-	11	-	-	-	-	-	-	-	-	38	-
Doping Control Agency of Thailand	DCAT	3	-	-	13	-	-	-	-	-	-	-	-	16	-
US Anti-Doping Agency	USADA	-	-	-	15	-	1	-	-	-	-	-	-	15	7%
Korea Anti-Doping Agency	KADA	6	-	-	3	-	-	-	-	-	-	-	-	9	-
German National Anti-Doping Agency	NADA	7	-	2	-	-	-	-	-	-	-	-	-	7	29%
Sport Federation of China Disabled Persons	CHN-SFDP	3	-	-	1	-	-	-	-	-	-	-	-	4	-
Mongolian National Anti-Doping Organization	MGL-NADO	-	-	-	4	-	-	-	-	-	-	-	-	4	-
International Wheelchair and Amputee Sports Federation	IWAS	3	-	-	-	-	-	-	-	-	-	-	-	3	-
Asean Para Sports Federation	APSF	3	-	-	-	-	-	-	-	-	-	-	-	3	-
Canadian Centre for Ethics in Sport	CCES	1	-	-	1	-	-	-	-	-	-	-	-	2	-
Russian National Anti-Doping Organization	RUSADA	-	-	-	2	-	-	-	-	-	-	-	-	2	-
Braslian Authority on Anti-Doping Control	ABCD	-	-	-	1	-	-	-	-	-	-	-	-	1	-
Slovak Anti-Doping Agency	SADA	-	-	-	1	-	-	-	-	-	-	-	-	1	-
<b>Total</b>		<b>53</b>	<b>0</b>	<b>2</b>	<b>52</b>	<b>0</b>	<b>1</b>	<b>0</b>	<b>0</b>	<b>0</b>	<b>0</b>	<b>0</b>	<b>0</b>	<b>105</b>	

**Table 131: Sports for Athletes with an Impairment - Arm Wrestling**

Testing Authority (TA)	ADAMS Code	Urine						Blood						Total Samples	% AAF
		IC Samples	ATF	AAF	OOO Samples	ATF	AAF	IC Samples	ATF	AAF	OOO Samples	ATF	AAF		
World Arm Wrestling Federation	WAF	14	-	-	-	-	-	-	-	-	-	-	-	14	-
European Armwrestling Federation	EAF	2	-	-	-	-	-	-	-	-	-	-	-	2	-
National Anti Doping Agency -India	IND-NADO	-	-	-	2	1	-	-	-	-	-	-	-	2	-
<b>Total</b>		<b>16</b>	<b>0</b>	<b>0</b>	<b>2</b>	<b>1</b>	<b>0</b>	<b>0</b>	<b>0</b>	<b>0</b>	<b>0</b>	<b>0</b>	<b>0</b>	<b>18</b>	

**Table 132: Sports for Athletes with an Impairment - Athletics**

Testing Authority (TA)	ADAMS Code	Urine						Blood						Total Samples	% AAF
		IC Samples	ATF	AAF	OOB Samples	ATF	AAF	IC Samples	ATF	AAF	OOB Samples	ATF	AAF		
Algerian National Anti-Doping Organization	ALG-NADO	41	-	1	27	-	-	-	-	-	-	-	-	68	1%
International Committee of Sports for the Deaf	ICSD / CISS	41	-	2	-	-	-	-	-	-	-	-	-	41	5%
Egyptian National Anti-doping Organization	EGY-NADO	29	-	-	1	-	-	-	-	-	-	-	-	30	-
French Anti-Doping Agency	AFLD-NADO	12	-	-	4	-	-	1	-	-	3	-	-	20	-
Sport Federation of China Disabled Persons	CHN-SFDP	-	-	-	17	-	-	-	-	-	-	-	-	17	-
Chilean National Anti-Doping Commission	CHI-NADO	10	-	-	6	-	-	-	-	-	-	-	-	16	-
Russian National Anti-Doping Organization	RUSADA	-	-	-	14	-	-	-	-	-	-	-	-	14	-
Ecuador NADO	ECU-NADO	14	-	-	-	-	-	-	-	-	-	-	-	14	-
German National Anti-Doping Agency	NADA	-	-	-	11	-	-	-	-	-	-	-	-	11	-
Philippine Sports Commission	PHI-NADO	9	-	-	-	-	-	-	-	-	-	-	-	9	-
South East Asian Games Federation	SEAGF	9	-	-	-	-	-	-	-	-	-	-	-	9	-
Anti-Doping Agency of Malaysia	ADAMAS	1	-	-	7	-	-	-	-	-	-	-	-	8	-
Central American and Caribbean Athletic Association	NACAC	7	-	-	-	-	-	-	-	-	-	-	-	7	-
IAAF - Athletics Integrity Unit	IAAF - AIU	-	-	-	4	-	-	-	-	-	3	-	-	7	-
International Blind Sport Association	IBSA	-	-	-	6	-	1	-	-	-	1	-	-	7	14%
International Sports Federation for Athletes with an Intellectual Disabilit	INAS	6	-	-	-	-	-	-	-	-	-	-	-	6	-
Hungarian Anti-Doping Agency	HUNADO	-	-	-	6	-	-	-	-	-	-	-	-	6	-
National Anti-Doping Agency Austria GmbH	NADA Austria	-	-	-	4	-	-	-	-	-	-	-	-	4	-
Doping Control Agency of Thailand	DCAT	4	-	-	-	-	-	-	-	-	-	-	-	4	-
Japan Anti-Doping Agency	JADA	4	-	-	-	-	-	-	-	-	-	-	-	4	-
Swedish Sports Confederation	RF	-	-	-	3	-	-	-	-	-	-	-	-	3	-
Anti-Doping Agency of Serbia	ADAS	1	-	-	1	-	-	-	-	-	1	-	-	3	-
Uruguay Anti-Doping	URU-NADO	-	-	-	3	-	-	-	-	-	-	-	-	3	-
French Community of Belgium NADO	BEL-CFWB	2	-	-	-	-	-	-	-	-	-	-	-	2	-
Andorra National Anti-Doping Commission	AGAD	-	-	-	2	-	-	-	-	-	-	-	-	2	-
Croatian Institute for Toxicology and Anti-Doping	CITA	-	-	-	2	-	-	-	-	-	-	-	-	2	-
Cuban National Anti-Doping Agency	CUB-NADO	-	-	-	2	-	-	-	-	-	-	-	-	2	-
Portugal Anti-Doping Agency	ADoP	2	-	-	-	-	-	-	-	-	-	-	-	2	-
International Committee for the Francophonie Games	CIJF	2	-	-	-	-	-	-	-	-	-	-	-	2	-
Slovenian Antidoping Organization	SLOADO	-	-	-	2	-	-	-	-	-	-	-	-	2	-
NADO Flanders	NADOF	-	-	-	2	-	-	-	-	-	-	-	-	2	-
Spain National Anti-Doping Agency	ESP-NADO	2	-	-	-	-	-	-	-	-	-	-	-	2	-
Swiss Association of Athletics Federation	SUI-ATH	1	-	-	-	-	-	-	-	-	-	-	-	1	-
Lithuanian Anti-Doping Agency	LTU-NADO	1	-	-	-	-	-	-	-	-	-	-	-	1	-
Caribbean RADO	CAR-RADO	1	-	-	-	-	-	-	-	-	-	-	-	1	-
Lebanon National Olympic Committee	LIB-NOC	1	-	-	-	-	-	-	-	-	-	-	-	1	-
Common Community Commission (Brussels)	COCOM	1	-	-	-	-	-	-	-	-	-	-	-	1	-
		<b>201</b>	<b>0</b>	<b>3</b>	<b>124</b>	<b>0</b>	<b>1</b>	<b>1</b>	<b>0</b>	<b>0</b>	<b>8</b>	<b>0</b>	<b>0</b>	<b>334</b>	

**Table 133: Sports for Athletes with an Impairment - Badminton**

Testing Authority (TA)	ADAMS Code	Urine						Blood						Total Samples	% AAF
		IC Samples	ATF	AAF	OOB Samples	ATF	AAF	IC Samples	ATF	AAF	OOB Samples	ATF	AAF		
Badminton World Federation	BWF	25	-	-	20	-	-	-	-	-	2	-	-	47	-
Doping Control Agency of Thailand	DCAT	7	-	-	23	-	-	-	-	-	-	-	-	30	-
Sport Federation of China Disabled Persons	CHN-SFDP	3	-	-	15	-	-	-	-	-	-	-	-	18	-
International Committee of Sports for the Deaf	ICSD / CISS	10	-	-	-	-	-	-	-	-	-	-	-	10	-
Korea Anti-Doping Agency	KADA	3	-	-	2	-	-	-	-	-	-	-	-	5	-
Asean Para Sports Federation	APSF	4	-	-	-	-	-	-	-	-	-	-	-	4	-
Japan Anti-Doping Agency	JADA	-	-	-	2	-	-	-	-	-	-	-	-	2	-
Asian Paralympic Committee	APC	2	-	-	-	-	-	-	-	-	-	-	-	2	-
National Anti Doping Agency -India	IND-NADO	-	-	-	2	-	-	-	-	-	-	-	-	2	-
German National Anti-Doping Agency	NADA	-	-	-	1	-	-	-	-	-	-	-	-	1	-
Brazilian Authority on Anti-Doping Control	ABCD	1	-	-	-	-	-	-	-	-	-	-	-	1	-
		<b>55</b>	<b>0</b>	<b>0</b>	<b>65</b>	<b>0</b>	<b>0</b>	<b>0</b>	<b>0</b>	<b>0</b>	<b>2</b>	<b>0</b>	<b>0</b>	<b>122</b>	

**Table 134: Sports for Athletes with an Impairment - Basketball**

Testing Authority (TA)	ADAMS Code	Urine						Blood						Total Samples	% AAF
		IC Samples	ATF	AAF	OC Samples	ATF	AAF	IC Samples	ATF	AAF	OC Samples	ATF	AAF		
International Wheelchair Basketball Federation	IWBF	28	-	-	-	-	-	-	-	-	-	-	-	28	-
International Committee of Sports for the Deaf	ICSD / CISS	24	-	-	-	-	-	-	-	-	-	-	-	24	-
Doping Control Agency of Thailand	DCAT	8	-	1	15	-	-	-	-	-	-	-	-	23	4%
German National Anti-Doping Agency	NADA	-	-	-	14	-	-	-	-	-	1	-	-	15	-
Sport Federation of China Disabled Persons	CHN-SFDP	2	-	-	13	-	-	-	-	-	-	-	-	15	-
Australian Sports Anti-Doping Authority	ASADA	8	-	1	6	-	-	-	-	-	-	-	-	14	7%
Egyptian National Anti-doping Organization	EGY-NADO	-	-	-	11	-	-	-	-	-	-	-	-	11	-
Saudi Arabian Antidoping Committee	KSA-NADO	-	-	-	10	-	1	-	-	-	-	-	-	10	10%
Japan Anti-Doping Agency	JADA	9	-	-	-	-	-	-	-	-	-	-	-	9	-
US Anti-Doping Agency	USADA	-	-	-	6	-	-	-	-	-	-	-	-	6	-
Korea Anti-Doping Agency	KADA	4	-	-	2	-	-	-	-	-	-	-	-	6	-
Asean Para Sports Federation	APSF	5	-	-	-	-	-	-	-	-	-	-	-	5	-
Netherlands Anti-Doping Authority	ADAN	-	-	-	4	-	-	-	-	-	-	-	-	4	-
Colombian NADO	COL-NADO	4	-	1	-	-	-	-	-	-	-	-	-	4	25%
National Anti-Doping Commission of Argentina	ARG-NADO	1	-	-	-	-	-	-	-	-	-	-	-	1	-
		<b>93</b>	<b>0</b>	<b>3</b>	<b>81</b>	<b>0</b>	<b>1</b>	<b>0</b>	<b>0</b>	<b>0</b>	<b>1</b>	<b>0</b>	<b>0</b>	<b>175</b>	

**Table 135: Sports for Athletes with an Impairment - Bobsleigh**

Testing Authority (TA)	ADAMS Code	Urine						Blood						Total Samples	% AAF
		IC Samples	ATF	AAF	OC Samples	ATF	AAF	IC Samples	ATF	AAF	OC Samples	ATF	AAF		
International Bobsleigh and Skeleton Federation	IBSF	15	-	-	1	-	-	-	-	-	-	-	-	16	-
		<b>15</b>	<b>0</b>	<b>0</b>	<b>1</b>	<b>0</b>	<b>0</b>	<b>0</b>	<b>0</b>	<b>0</b>	<b>0</b>	<b>0</b>	<b>0</b>	<b>16</b>	

**Table 136: Sports for Athletes with an Impairment - Boccia**

Testing Authority (TA)	ADAMS Code	Urine						Blood						Total Samples	% AAF
		IC Samples	ATF	AAF	OC Samples	ATF	AAF	IC Samples	ATF	AAF	OC Samples	ATF	AAF		
Boccia International Sports Federation	BISFED	44	-	1	1	-	-	-	-	-	-	-	-	45	2%
Doping Control Agency of Thailand	DCAT	3	-	-	20	-	-	-	-	-	-	-	-	23	-
Portugal Anti-Doping Agency	ADoP	7	-	-	2	-	-	-	-	-	-	-	-	9	-
Japan Anti-Doping Agency	JADA	5	-	-	-	-	-	-	-	-	-	-	-	5	-
US Anti-Doping Agency	USADA	-	-	-	4	-	1	-	-	-	-	-	-	4	25%
Netherlands Anti-Doping Authority	ADAN	-	-	-	4	-	1	-	-	-	-	-	-	4	25%
Asean Para Sports Federation	APSF	2	-	-	-	-	-	-	-	-	-	-	-	2	-
Sport Federation of China Disabled Persons	CHN-SFDP	-	-	-	2	-	-	-	-	-	-	-	-	2	-
Anti-Doping Agency of Serbia	ADAS	2	-	-	-	-	-	-	-	-	-	-	-	2	-
Colombian NADO	COL-NADO	2	-	-	-	-	-	-	-	-	-	-	-	2	-
Asian Paralympic Committee	APC	2	-	-	-	-	-	-	-	-	-	-	-	2	-
		<b>67</b>	<b>0</b>	<b>1</b>	<b>33</b>	<b>0</b>	<b>2</b>	<b>0</b>	<b>0</b>	<b>0</b>	<b>0</b>	<b>0</b>	<b>0</b>	<b>100</b>	

**Table 137: Sports for Athletes with an Impairment - Bowling**

Testing Authority (TA)	ADAMS Code	Urine						Blood						Total Samples	% AAF
		IC Samples	ATF	AAF	OC Samples	ATF	AAF	IC Samples	ATF	AAF	OC Samples	ATF	AAF		
International Committee of Sports for the Deaf	ICSD / CISS	6	-	-	-	-	-	-	-	-	-	-	-	6	-
German National Anti-Doping Agency	NADA	-	-	-	5	-	-	-	-	-	-	-	-	5	-
International Blind Sport Association	IBSA	4	-	-	-	-	-	-	-	-	-	-	-	4	-
		<b>10</b>	<b>0</b>	<b>0</b>	<b>5</b>	<b>0</b>	<b>0</b>	<b>0</b>	<b>0</b>	<b>0</b>	<b>0</b>	<b>0</b>	<b>0</b>	<b>15</b>	

**Table 138: Sports for Athletes with an Impairment - Canoe / Kayak**

Testing Authority (TA)	ADAMS Code	Urine						Blood						Total Samples	% AAF
		IC			OOC			IC			OOC				
		Samples	ATF	AAF	Samples	ATF	AAF	Samples	ATF	AAF	Samples	ATF	AAF		
International Canoe Federation	ICF	5	-	-	4	-	-	-	-	-	2	-	-	11	-
UK Anti-Doping	UKAD	-	-	-	6	-	-	-	-	-	1	-	-	7	-
Russian National Anti-Doping Organization	RUSADA	-	-	-	7	-	-	-	-	-	-	-	-	7	-
Portugal Anti-Doping Agency	ADoP	7	-	-	-	-	-	-	-	-	-	-	-	7	-
German National Anti-Doping Agency	NADA	-	-	-	5	-	-	-	-	-	-	-	-	5	-
Sport Ireland	SI	-	-	-	3	-	-	-	-	-	1	-	-	4	-
Canadian Centre for Ethics in Sport	CCES	3	-	-	1	-	-	-	-	-	-	-	-	4	-
Hungarian Anti-Doping Agency	HUNADO	2	-	-	2	-	-	-	-	-	-	-	-	4	-
Polish Anti-Doping Agency	POLADA	4	-	-	-	-	-	-	-	-	-	-	-	4	-
Australian Sports Anti-Doping Authority	ASADA	-	-	-	1	-	-	-	-	-	1	-	-	2	-
Japan Anti-Doping Agency	JADA	2	-	-	-	-	-	-	-	-	-	-	-	2	-
French Anti-Doping Agency	AFLD-NADO	-	-	-	1	-	-	-	-	-	-	-	-	1	-
Anti-Doping Denmark	ADD	1	-	-	-	-	-	-	-	-	-	-	-	1	-
US Anti-Doping Agency	USADA	-	-	-	1	-	-	-	-	-	-	-	-	1	-
Chilean National Anti-Doping Commission	CHI-NADO	-	-	-	1	-	-	-	-	-	-	-	-	1	-
Kazakhstan National Anti-Doping Centre	KAZ-NADO	-	-	-	1	-	-	-	-	-	-	-	-	1	-
		<b>24</b>	<b>0</b>	<b>0</b>	<b>33</b>	<b>0</b>	<b>0</b>	<b>0</b>	<b>0</b>	<b>0</b>	<b>5</b>	<b>0</b>	<b>0</b>	<b>62</b>	

**Table 139: Sports for Athletes with an Impairment - CP Football**

Testing Authority (TA)	ADAMS Code	Urine						Blood						Total Samples	% AAF
		IC			OOC			IC			OOC				
		Samples	ATF	AAF	Samples	ATF	AAF	Samples	ATF	AAF	Samples	ATF	AAF		
International Federation of Cerebral Palsy Football	IFCPF	8	-	1	8	-	-	-	-	-	-	-	-	16	6%
Asean Para Sports Federation	APSF	3	-	-	-	-	-	-	-	-	-	-	-	3	-
Anti-Doping Singapore	ADS	-	-	-	2	-	-	-	-	-	-	-	-	2	-
		<b>11</b>	<b>0</b>	<b>1</b>	<b>10</b>	<b>0</b>	<b>0</b>	<b>0</b>	<b>0</b>	<b>0</b>	<b>0</b>	<b>0</b>	<b>0</b>	<b>21</b>	

**Table 140: Sports for Athletes with an Impairment - Curling**

Testing Authority (TA)	ADAMS Code	Urine						Blood						Total Samples	% AAF
		IC			OOC			IC			OOC				
		Samples	ATF	AAF	Samples	ATF	AAF	Samples	ATF	AAF	Samples	ATF	AAF		
World Curling Federation	WCF	7	-	3	33	-	3	-	-	-	-	-	-	40	15%
US Anti-Doping Agency	USADA	-	-	-	14	-	-	-	-	-	-	-	-	14	-
Croatian Institute for Toxicology and Anti-Doping	CITA	-	-	-	9	-	-	-	-	-	-	-	-	9	-
Korea Anti-Doping Agency	KADA	6	-	-	3	-	-	-	-	-	-	-	-	9	-
Canadian Centre for Ethics in Sport	CCES	-	-	-	8	-	-	-	-	-	-	-	-	8	-
Sport Federation of China Disabled Persons	CHN-SFDP	2	-	-	4	-	-	-	-	-	-	-	-	6	-
International Committee of Sports for the Deaf	ICSD / CISS	4	-	-	-	-	-	-	-	-	-	-	-	4	-
Russian National Anti-Doping Organization	RUSADA	4	-	-	-	-	-	-	-	-	-	-	-	4	-
Slovak Anti-Doping Agency	SADA	-	-	-	4	-	-	-	-	-	-	-	-	4	-
		<b>23</b>	<b>0</b>	<b>3</b>	<b>75</b>	<b>0</b>	<b>3</b>	<b>0</b>	<b>0</b>	<b>0</b>	<b>0</b>	<b>0</b>	<b>0</b>	<b>98</b>	



**Table 141: Sports for Athletes with an Impairment - Cycling**

Testing Authority (TA)	ADAMS Code	Urine						Blood						Total Samples	% AAF
		IC Samples	ATF	AAF	OOO Samples	ATF	AAF	IC Samples	ATF	AAF	OOO Samples	ATF	AAF		
International Cycling Union	UCI	89	-	4	30	-	-	-	-	-	7	-	-	126	3%
German National Anti-Doping Agency	NADA	12	-	2	28	-	-	6	-	-	4	-	-	50	4%
Netherlands Anti-Doping Authority	ADAN	-	-	-	49	-	-	-	-	-	-	-	-	49	-
Antidoping Switzerland	ADCH	17	-	-	29	-	-	-	-	-	3	-	-	49	-
Italian National Anti-Doping Agency	NADO ITALIA	36	-	1	11	-	-	-	-	-	-	-	-	47	2%
Sport Ireland	SI	-	-	-	23	-	-	-	-	-	24	-	-	47	-
US Anti-Doping Agency	USADA	27	-	1	17	-	-	-	-	-	-	-	-	44	2%
Spain National Anti-Doping Agency	ESP-NADO	21	-	1	12	-	-	-	-	-	-	-	-	33	3%
Australian Sports Anti-Doping Authority	ASADA	4	-	1	25	-	2	-	-	-	-	-	-	29	10%
NADO Flanders	NADOF	-	-	-	24	-	-	-	-	-	-	-	-	24	-
Colombian NADO	COL-NADO	10	-	-	14	-	-	-	-	-	-	-	-	24	-
Canadian Centre for Ethics in Sport	CCES	6	-	-	17	-	-	-	-	-	-	-	-	23	-
Sport Federation of China Disabled Persons	CHN-SFDP	12	-	-	8	-	-	-	-	-	-	-	-	20	-
UK Anti-Doping	UKAD	-	-	-	16	-	-	-	-	-	3	-	-	19	-
International Committee of Sports for the Deaf	ICSD / CISS	18	-	-	-	-	-	-	-	-	-	-	-	18	-
Russian National Anti-Doping Organization	RUSADA	6	-	1	9	-	-	-	-	-	-	-	-	15	7%
French Community of Belgium NADO	BEL-CFWB	-	-	-	10	-	-	-	-	-	4	-	-	14	-
Asean Para Sports Federation	APSF	14	-	-	-	-	-	-	-	-	-	-	-	14	-
South East Asian Games Federation	SEAGF	12	-	-	-	-	-	-	-	-	-	-	-	12	-
Braslian Authority on Anti-Doping Control	ABCD	11	-	4	-	-	-	-	-	-	11	-	-	11	36%
Korea Anti-Doping Agency	KADA	8	-	-	2	-	-	-	-	-	-	-	-	10	-
Anti-Doping Denmark	ADD	4	-	-	4	-	-	-	-	-	1	-	-	9	-
Japan Anti-Doping Agency	JADA	6	-	-	1	-	-	-	-	-	-	-	-	7	-
Polish Anti-Doping Agency	POLADA	6	-	-	-	-	-	-	-	-	-	-	-	6	-
National Olympic and Sports Association of Iceland	ISL-NADO	5	-	-	-	-	-	-	-	-	-	-	-	5	-
Hellenic National Council for Combatting Doping	ESKAN	5	-	-	-	-	-	-	-	-	-	-	-	5	-
Anti-Doping Singapore	ADS	-	-	-	4	-	-	-	-	-	-	-	-	4	-
Anti-Doping Agency of Serbia	ADAS	1	-	-	2	-	-	-	-	-	-	-	-	3	-
National Anti-Doping Agency Austria GmbH	NADA Austria	-	-	-	3	-	-	-	-	-	-	-	-	3	-
Hungarian Anti-Doping Agency	HUNADO	-	-	-	2	-	-	-	-	-	-	-	-	2	-
International Wheelchair and Amputee Sports Federation	IWAS	1	-	-	-	-	-	-	-	-	-	-	-	1	-
Cuban National Anti-Doping Agency	CUB-NADO	1	-	-	-	-	-	-	-	-	-	-	-	1	-
Lithuanian Anti-Doping Agency	LTU-NADO	-	-	-	1	-	-	-	-	-	-	-	-	1	-
Slovak Anti-Doping Agency	SADA	-	-	-	1	-	-	-	-	-	-	-	-	1	-
Anti-Doping Agency of Malaysia	ADAMAS	1	-	-	-	-	-	-	-	-	-	-	-	1	-
<b>Total</b>		<b>333</b>	<b>0</b>	<b>15</b>	<b>342</b>	<b>0</b>	<b>2</b>	<b>6</b>	<b>0</b>	<b>0</b>	<b>46</b>	<b>0</b>	<b>0</b>	<b>727</b>	

**Table 142: Sports for Athletes with an Impairment - Equestrian**

Testing Authority (TA)	ADAMS Code	Urine						Blood						Total Samples	% AAF
		IC Samples	ATF	AAF	OOO Samples	ATF	AAF	IC Samples	ATF	AAF	OOO Samples	ATF	AAF		
International Equestrian Federation	FEI	4	-	-	3	-	-	-	-	-	-	-	-	7	-
US Anti-Doping Agency	USADA	4	-	-	-	-	-	-	-	-	-	-	-	4	-
German National Anti-Doping Agency	NADA	-	-	-	4	-	-	-	-	-	-	-	-	4	-
Australian Sports Anti-Doping Authority	ASADA	4	-	-	-	-	-	-	-	-	-	-	-	4	-
Guatemala NADO	GUA-OAD	3	-	-	-	-	-	-	-	-	-	-	-	3	-
Netherlands Anti-Doping Authority	ADAN	3	-	-	-	-	-	-	-	-	-	-	-	3	-
Luxembourg NADO	ALAD	-	-	-	2	-	-	-	-	-	-	-	-	2	-
Czech Anti-Doping Committee	CADC	2	-	-	-	-	-	-	-	-	-	-	-	2	-
South East Asian Games Federation	SEAGF	1	-	-	-	-	-	-	-	-	-	-	-	1	-
<b>Total</b>		<b>21</b>	<b>0</b>	<b>0</b>	<b>9</b>	<b>0</b>	<b>0</b>	<b>0</b>	<b>0</b>	<b>0</b>	<b>0</b>	<b>0</b>	<b>0</b>	<b>30</b>	

**Table 143: Sports for Athletes with an Impairment - Fencing**

Testing Authority (TA)	ADAMS Code	Urine						Blood						Total Samples	% AAF
		IC Samples	ATF	AAF	OOO Samples	ATF	AAF	IC Samples	ATF	AAF	OOO Samples	ATF	AAF		
International Wheelchair and Amputee Sports Federation	IWAS	36	-	1	3	-	-	-	-	-	-	-	-	39	3%
Hungarian Anti-Doping Agency	HUNADO	-	-	-	10	-	-	-	-	-	-	-	-	10	-
Italian National Anti-Doping Agency	NADO ITALIA	-	-	-	9	-	-	-	-	-	-	-	-	9	-
Sport Federation of China Disabled Persons	CHN-SFDP	5	-	-	4	-	-	-	-	-	-	-	-	9	-
Romanian National Anti-Doping Agency	ANAD-Romania	6	-	-	1	-	-	-	-	-	-	-	-	7	-
German National Anti-Doping Agency	NADA	5	-	-	-	-	-	-	-	-	-	-	-	5	-
Doping Control Agency of Thailand	DCAT	5	-	-	-	-	-	-	-	-	-	-	-	5	-
Korea Anti-Doping Agency	KADA	4	-	-	-	-	-	-	-	-	-	-	-	4	-
Braslian Authority on Anti-Doping Control	ABCD	-	-	-	3	-	-	-	-	-	-	-	-	3	-
Canadian Centre for Ethics in Sport	CCES	-	-	-	2	-	-	-	-	-	-	-	-	2	-
Colombian NADO	COL-NADO	2	-	-	-	-	-	-	-	-	-	-	-	2	-

63 0 1 | 32 0 0 | 0 0 0 | 0 0 0 | 95

**Table 144: Sports for Athletes with an Impairment - Field Hockey**

Testing Authority (TA)	ADAMS Code	Urine						Blood						Total Samples	% AAF
		IC Samples	ATF	AAF	OC Samples	ATF	AAF	IC Samples	ATF	AAF	OC Samples	ATF	AAF		
Common Community Commission (Brussels)	COCOM	-	-	-	2	-	-	-	-	-	1	-	-	3	-
		0	0	0	2	0	0	0	0	0	1	0	0	3	

**Table 145: Sports for Athletes with an Impairment - Football**

Testing Authority (TA)	ADAMS Code	Urine						Blood						Total Samples	% AAF
		IC Samples	ATF	AAF	OC Samples	ATF	AAF	IC Samples	ATF	AAF	OC Samples	ATF	AAF		
International Committee of Sports for the Deaf	ICSD / CISS	31	-	-	-	-	-	-	-	-	-	-	-	31	-
Sport Federation of China Disabled Persons	CHN-SFDP	-	-	-	19	-	-	-	-	-	-	-	-	19	-
Doping Control Agency of Thailand	DCAT	15	-	-	-	-	-	-	-	-	-	-	15	-	
Turkish Anti Doping Commission	TADC	8	-	1	-	-	-	-	-	-	-	-	8	13%	
European Deaf Sport Organization	EDSO	6	-	-	-	-	-	-	-	-	-	-	6	-	
German National Anti-Doping Agency	NADA	1	-	-	4	-	-	-	-	-	-	-	5	-	
Portugal Anti-Doping Agency	ADoP	-	-	-	1	-	-	-	-	-	-	-	1	-	
		61	0	1	24	0	0	0	0	0	0	0	85		

**Table 146: Sports for Athletes with an Impairment - Football 5-a-Side**

Testing Authority (TA)	ADAMS Code	Urine						Blood						Total Samples	% AAF
		IC Samples	ATF	AAF	OC Samples	ATF	AAF	IC Samples	ATF	AAF	OC Samples	ATF	AAF		
Doping Control Agency of Thailand	DCAT	-	-	-	10	-	-	-	-	-	-	-	-	10	-
International Blind Sport Association	IBSA	8	-	-	-	-	-	-	-	-	-	-	8	-	
Chilean National Anti-Doping Commission	CHI-NADO	6	-	-	-	-	-	-	-	-	-	-	6	-	
Spain National Anti-Doping Agency	ESP-NADO	6	-	1	-	-	-	-	-	-	-	-	6	17%	
Sport Federation of China Disabled Persons	CHN-SFDP	3	-	1	3	-	-	-	-	-	-	-	6	17%	
Asean Para Sports Federation	APSF	6	-	-	-	-	-	-	-	-	-	-	6	-	
German National Anti-Doping Agency	NADA	4	-	1	-	-	-	-	-	-	-	-	4	25%	
Korea Anti-Doping Agency	KADA	-	-	-	4	-	-	-	-	-	-	-	4	-	
Italian Ministry of Health Department	CVD-Italia	1	-	1	-	-	-	-	-	-	-	-	1	100%	
		34	0	4	17	0	0	0	0	0	0	0	51		

**Table 147: Sports for Athletes with an Impairment - Football 7-a-Side**

Testing Authority (TA)	ADAMS Code	Urine						Blood						Total Samples	% AAF
		IC Samples	ATF	AAF	OC Samples	ATF	AAF	IC Samples	ATF	AAF	OC Samples	ATF	AAF		
Doping Control Agency of Thailand	DCAT	-	-	-	14	-	-	-	-	-	-	-	-	14	-
International Paralympic Committee	IPC	4	-	-	-	-	-	-	-	-	-	-	4	-	
US Anti-Doping Agency	USADA	-	-	-	2	-	-	-	-	-	-	-	2	-	
Spain National Anti-Doping Agency	ESP-NADO	2	-	-	-	-	-	-	-	-	-	-	2	-	
Canadian Centre for Ethics in Sport	CCES	-	-	-	1	-	-	-	-	-	-	-	1	-	
		6	0	0	17	0	0	0	0	0	0	0	23		

**Table 148: Sports for Athletes with an Impairment - Goalball**

Testing Authority (TA)	ADAMS Code	Urine						Blood						Total Samples	% AAF
		IC Samples	ATF	AAF	OC Samples	ATF	AAF	IC Samples	ATF	AAF	OC Samples	ATF	AAF		
International Blind Sport Association	IBSA	30	-	-	-	-	-	-	-	-	-	-	-	30	-
Doping Control Agency of Thailand	DCAT	6	-	-	24	-	1	-	-	-	-	-	-	30	3%
Russian National Anti-Doping Organization	RUSADA	-	-	-	10	-	1	-	-	-	-	-	-	10	10%
Asean Para Sports Federation	APSF	8	-	-	-	-	-	-	-	-	-	-	-	8	-
Sport Federation of China Disabled Persons	CHN-SFDP	4	-	-	4	-	-	-	-	-	-	-	-	8	-
Portugal Anti-Doping Agency	ADoP	6	-	1	-	-	-	-	-	-	-	-	-	6	17%
German National Anti-Doping Agency	NADA	-	-	-	5	-	-	-	-	-	-	-	-	5	-
Spain National Anti-Doping Agency	ESP-NADO	4	-	-	1	-	-	-	-	-	-	-	-	5	-
Asian Paralympic Committee	APC	4	-	-	-	-	-	-	-	-	-	-	-	4	-
Canadian Centre for Ethics in Sport	CCES	4	-	1	-	-	-	-	-	-	-	-	-	4	25%
Finnish Center for Integrity in Sports/Finnish Anti-Doping Agency	FINCIS/FINADA	4	-	-	-	-	-	-	-	-	-	-	-	4	-
Japan Anti-Doping Agency	JADA	4	-	-	-	-	-	-	-	-	-	-	-	4	-
Anti-Doping Agency of Serbia	ADAS	2	-	-	-	-	-	-	-	-	-	-	-	2	-
US Anti-Doping Agency	USADA	-	-	-	2	-	-	-	-	-	-	-	-	2	-
Braslian Authority on Anti-Doping Control	ABCD	-	-	-	1	-	-	-	-	-	-	-	-	1	-
		76	0	2	47	0	2	0	0	0	0	0	0	123	

**Table 149: Sports for Athletes with an Impairment - Handball**

Testing Authority (TA)	ADAMS Code	Urine						Blood						Total Samples	% AAF
		IC			OOC			IC			OOC				
		Samples	ATF	AAF	Samples	ATF	AAF	Samples	ATF	AAF	Samples	ATF	AAF		
International Committee of Sports for the Deaf	ICSD / CISS	24	-	1	-	-	-	-	-	-	-	-	-	24	4%
Croatian Institute for Toxicology and Anti-Doping	CITA	-	-	-	23	-	-	-	-	-	-	-	-	23	-
National Olympic and Sports Association of Iceland	ISL-NADO	7	-	-	-	-	-	-	-	-	-	-	-	7	-
German National Anti-Doping Agency	NADA	-	-	-	6	-	-	-	-	-	-	-	-	6	-
Anti-Doping Agency of Serbia	ADAS	2	-	-	-	-	-	-	-	-	2	-	-	4	-
		<b>33</b>	<b>0</b>	<b>1</b>	<b>29</b>	<b>0</b>	<b>0</b>	<b>0</b>	<b>0</b>	<b>0</b>	<b>2</b>	<b>0</b>	<b>0</b>	<b>64</b>	

**Table 150: Sports for Athletes with an Impairment - Ice Hockey**

Testing Authority (TA)	ADAMS Code	Urine						Blood						Total Samples	% AAF
		IC			OOC			IC			OOC				
		Samples	ATF	AAF	Samples	ATF	AAF	Samples	ATF	AAF	Samples	ATF	AAF		
International Committee of Sports for the Deaf	ICSD / CISS	8	-	-	-	-	-	-	-	-	-	-	-	8	-
International Ice Hockey Federation	IIHF	1	-	-	-	-	-	-	-	-	-	-	-	1	-
		<b>9</b>	<b>0</b>	<b>0</b>	<b>0</b>	<b>0</b>	<b>0</b>	<b>0</b>	<b>0</b>	<b>0</b>	<b>0</b>	<b>0</b>	<b>0</b>	<b>9</b>	

**Table 151: Sports for Athletes with an Impairment - Judo**

Testing Authority (TA)	ADAMS Code	Urine						Blood						Total Samples	% AAF
		IC			OOC			IC			OOC				
		Samples	ATF	AAF	Samples	ATF	AAF	Samples	ATF	AAF	Samples	ATF	AAF		
International Blind Sport Association	IBSA	40	-	2	-	-	-	-	-	-	-	-	-	40	5%
International Committee of Sports for the Deaf	ICSD / CISS	12	-	-	-	-	-	-	-	-	-	-	-	12	-
German National Anti-Doping Agency	NADA	5	-	1	4	-	-	-	-	1	-	-	-	10	10%
Korea Anti-Doping Agency	KADA	6	-	-	4	-	-	-	-	-	-	-	-	10	-
Spain National Anti-Doping Agency	ESP-NADO	8	-	-	-	-	-	-	-	-	-	-	-	8	-
Mongolian National Anti-Doping Organization	MGL-NADO	-	-	-	6	-	-	-	-	-	-	-	-	6	-
Sport Federation of China Disabled Persons	CHN-SFDP	5	-	-	-	-	-	-	-	-	-	-	-	5	-
US Anti-Doping Agency	USADA	-	-	-	5	1	-	-	-	-	-	-	-	5	-
International Paralympic Committee	IPC	4	-	1	-	-	-	-	-	-	-	-	-	4	25%
Azerbaijan National Anti-Doping Agency	AMADA	-	-	-	3	-	-	-	-	1	-	-	-	4	-
The Islamic Solidarity Sports Federation	ISS Federation	3	-	-	-	-	-	-	-	-	-	-	-	3	-
Brazilian Authority on Anti-Doping Control	ABCD	-	-	-	2	-	-	-	-	-	-	-	-	2	-
Canadian Centre for Ethics in Sport	CCES	-	-	-	2	-	-	-	-	-	-	-	-	2	-
Romanian National Anti-Doping Agency	ANAD-Romania	-	-	-	2	-	-	-	-	-	-	-	-	2	-
Kazakhstan National Anti-Doping Centre	KAZ-NADO	-	-	-	1	-	-	-	-	-	-	-	-	1	-
Japan Anti-Doping Agency	JADA	-	-	-	1	-	-	-	-	-	-	-	-	1	-
Hungarian Anti-Doping Agency	HUNADO	-	-	-	1	-	-	-	-	-	-	-	-	1	-
Anti-Doping Denmark	ADD	-	-	-	1	-	-	-	-	-	-	-	-	1	-
		<b>83</b>	<b>0</b>	<b>4</b>	<b>32</b>	<b>1</b>	<b>0</b>	<b>0</b>	<b>0</b>	<b>0</b>	<b>2</b>	<b>0</b>	<b>0</b>	<b>117</b>	

**Table 152: Sports for Athletes with an Impairment - Karate**

Testing Authority (TA)	ADAMS Code	Urine						Blood						Total Samples	% AAF
		IC			OOC			IC			OOC				
		Samples	ATF	AAF	Samples	ATF	AAF	Samples	ATF	AAF	Samples	ATF	AAF		
International Committee of Sports for the Deaf	ICSD / CISS	13	-	-	-	-	-	-	-	-	-	-	-	13	-
Anti-Doping Commission, Chinese Taipei Olympic Committee	CTADA	-	-	-	3	-	-	-	-	-	-	-	-	3	-
		<b>13</b>	<b>0</b>	<b>0</b>	<b>3</b>	<b>0</b>	<b>0</b>	<b>0</b>	<b>0</b>	<b>0</b>	<b>0</b>	<b>0</b>	<b>0</b>	<b>16</b>	

**Table 153: Sports for Athletes with an Impairment - Luge**

Testing Authority (TA)	ADAMS Code	Urine						Blood						Total Samples	% AAF
		IC			OOC			IC			OOC				
		Samples	ATF	AAF	Samples	ATF	AAF	Samples	ATF	AAF	Samples	ATF	AAF		
German National Anti-Doping Agency	NADA	-	-	-	1	-	-	-	-	-	-	-	-	1	-
		<b>0</b>	<b>0</b>	<b>0</b>	<b>1</b>	<b>0</b>	<b>0</b>	<b>0</b>	<b>0</b>	<b>0</b>	<b>0</b>	<b>0</b>	<b>0</b>	<b>1</b>	

**Table 154: Sports for Athletes with an Impairment - Orienteering**

Testing Authority (TA)	ADAMS Code	Urine						Blood						Total Samples	% AAF
		IC			OOC			IC			OOC				
		Samples	ATF	AAF	Samples	ATF	AAF	Samples	ATF	AAF	Samples	ATF	AAF		
International Committee of Sports for the Deaf	ICSD / CISS	8	-	-	-	-	-	-	-	-	-	-	-	8	-
Hungarian Anti-Doping Agency	HUNADO	-	-	-	2	-	-	-	-	-	-	-	-	2	-
		<b>8</b>	<b>0</b>	<b>0</b>	<b>2</b>	<b>0</b>	<b>0</b>	<b>0</b>	<b>0</b>	<b>0</b>	<b>0</b>	<b>0</b>	<b>0</b>	<b>10</b>	

**Table 155: Sports for Athletes with an Impairment - Para-Athletics**

Testing Authority (TA)	ADAMS Code	Urine						Blood						Total Samples	% AAF
		IC			OOB			IC			OOB				
		Samples	ATF	AAF	Samples	ATF	AAF	Samples	ATF	AAF	Samples	ATF	AAF		
International Wheelchair and Amputee Sports Federation	IWAS	9	-	1	-	-	-	-	-	-	-	-	-	9	11%
		9	0	1	0	0	0	0	0	0	0	0	0	9	

**Table 156: Sports for Athletes with an Impairment - Para-Bowls**

Testing Authority (TA)	ADAMS Code	Urine						Blood						Total Samples	% AAF
		IC			OOB			IC			OOB				
		Samples	ATF	AAF	Samples	ATF	AAF	Samples	ATF	AAF	Samples	ATF	AAF		
Doping Control Agency of Thailand	DCAT	-	-	-	17	-	-	-	-	-	-	-	-	17	-
		0	0	0	17	0	0	0	0	0	0	0	0	17	

**Table 157: Sports for Athletes with an Impairment - Para-Swimming**

Testing Authority (TA)	ADAMS Code	Urine						Blood						Total Samples	% AAF
		IC			OOB			IC			OOB				
		Samples	ATF	AAF	Samples	ATF	AAF	Samples	ATF	AAF	Samples	ATF	AAF		
International Wheelchair and Amputee Sports Federation	IWAS	2	-	-	-	-	-	-	-	-	-	-	-	2	-
		2	0	0	0	0	0	0	0	0	0	0	0	2	

**Table 158: Sports for Athletes with an Impairment - Powerlifting**

Testing Authority (TA)	ADAMS Code	Urine						Blood						Total Samples	% AAF
		IC			OOB			IC			OOB				
		Samples	ATF	AAF	Samples	ATF	AAF	Samples	ATF	AAF	Samples	ATF	AAF		
Turkish Anti Doping Commission	TADC	4	-	1	-	-	-	-	-	-	-	-	-	4	25%
Anti-Doping Denmark	ADD	-	-	-	1	-	-	-	-	-	-	-	-	1	-
		4	0	1	1	0	0	0	0	0	0	0	0	5	

**Table 159: Sports for Athletes with an Impairment - Rowing**

Testing Authority (TA)	ADAMS Code	Urine						Blood						Total Samples	% AAF
		IC			OOB			IC			OOB				
		Samples	ATF	AAF	Samples	ATF	AAF	Samples	ATF	AAF	Samples	ATF	AAF		
Russian National Anti-Doping Organization	RUSADA	14	-	-	6	-	-	-	-	-	-	-	-	20	-
UK Anti-Doping	UKAD	-	-	-	10	-	-	-	-	-	1	-	-	11	-
Italian National Anti-Doping Agency	NADO ITALIA	3	-	-	6	-	-	-	-	-	-	-	-	9	-
German National Anti-Doping Agency	NADA	-	-	-	7	-	-	-	-	-	1	-	-	8	-
Australian Sports Anti-Doping Authority	ASADA	-	-	-	7	-	-	-	-	-	-	-	-	7	-
US Anti-Doping Agency	USADA	6	-	1	1	-	-	-	-	-	-	-	-	7	14%
Polish Anti-Doping Agency	POLADA	-	-	-	6	-	-	-	-	-	-	-	-	6	-
Korea Anti-Doping Agency	KADA	4	-	-	2	-	-	-	-	-	-	-	-	6	-
International Rowing Federation	FISA	1	-	-	2	-	-	-	-	-	1	-	-	4	-
Anti-Doping Norway	ADNO	-	-	-	3	-	-	-	-	-	-	-	-	3	-
French Anti-Doping Agency	AFLD-NADO	-	-	-	2	-	-	-	-	-	-	-	-	2	-
Netherlands Anti-Doping Authority	ADAN	-	-	-	2	-	-	-	-	-	-	-	-	2	-
Canadian Centre for Ethics in Sport	CCES	-	-	-	2	-	-	-	-	-	-	-	-	2	-
South African Institute for Drug-Free Sport	SAIDS	-	-	-	1	-	-	-	-	-	-	-	-	1	-
		28	0	1	57	0	0	0	0	0	3	0	0	88	

**Table 160: Sports for Athletes with an Impairment - Rugby**

Testing Authority (TA)	ADAMS Code	Urine						Blood						Total Samples	% AAF
		IC			OOB			IC			OOB				
		Samples	ATF	AAF	Samples	ATF	AAF	Samples	ATF	AAF	Samples	ATF	AAF		
International Wheelchair Rugby Federation	IWRF	20	-	2	-	-	-	1	-	-	-	-	-	21	10%
Australian Sports Anti-Doping Authority	ASADA	9	-	-	11	-	-	-	-	-	-	-	-	20	-
US Anti-Doping Agency	USADA	-	-	-	17	-	-	-	-	-	-	-	-	17	-
Swedish Sports Confederation	RF	4	-	1	8	-	-	-	-	-	-	-	-	12	8%
Canadian Centre for Ethics in Sport	CCES	5	-	1	6	-	-	-	-	-	-	-	-	11	9%
Japan Anti-Doping Agency	JADA	8	-	-	2	-	-	-	-	-	-	-	-	10	-
Korea Anti-Doping Agency	KADA	5	-	-	2	-	-	-	-	-	-	-	-	7	-
Czech Anti-Doping Committee	CADC	3	-	-	-	-	-	-	-	-	-	-	-	3	-
		54	0	4	46	0	0	1	0	0	0	0	0	101	

**Table 161: Sports for Athletes with an Impairment - Sailing**

Testing Authority (TA)	ADAMS Code	Urine						Blood						Total Samples	% AAF
		IC			OOB			IC			OOB				
		Samples	ATF	AAF	Samples	ATF	AAF	Samples	ATF	AAF	Samples	ATF	AAF		
Canadian Centre for Ethics in Sport	CCES	-	-	-	2	-	-	-	-	-	-	-	-	2	-
Anti-Doping Singapore	ADS	-	-	-	2	-	-	-	-	-	-	-	-	2	-
		0	0	0	4	0	0	0	0	0	0	0	0	4	

**Table 162: Sports for Athletes with an Impairment - Shooting**

Testing Authority (TA)	ADAMS Code	Urine						Blood						Total Samples	% AAF
		IC Samples	ATF	AAF	OOB Samples	ATF	AAF	IC Samples	ATF	AAF	OOB Samples	ATF	AAF		
International Committee of Sports for the Deaf	ICSD / CISS	6	-	-	-	-	-	-	-	-	-	-	-	6	-
German National Anti-Doping Agency	NADA	-	-	-	4	-	-	-	-	-	-	-	-	4	-
Hungarian Anti-Doping Agency	HUNADO	-	-	-	2	-	-	-	-	-	-	-	-	2	-
National Anti Doping Agency -India	IND-NADO	-	-	-	1	-	-	-	-	-	-	-	-	1	-
		<b>6</b>	<b>0</b>	<b>0</b>	<b>7</b>	<b>0</b>	<b>0</b>	<b>0</b>	<b>0</b>	<b>0</b>	<b>0</b>	<b>0</b>	<b>0</b>	<b>13</b>	

**Table 163: Sports for Athletes with an Impairment - Sitting Volleyball**

Testing Authority (TA)	ADAMS Code	Urine						Blood						Total Samples	% AAF
		IC Samples	ATF	AAF	OOB Samples	ATF	AAF	IC Samples	ATF	AAF	OOB Samples	ATF	AAF		
World Paravolley	WPV	49	-	2	13	-	1	-	-	-	2	-	-	64	5%
US Anti-Doping Agency	USADA	-	-	-	32	-	-	-	-	-	-	-	-	32	-
Russian National Anti-Doping Organization	RUSADA	6	-	-	19	-	-	-	-	-	-	-	-	25	-
Egyptian National Anti-doping Organization	EGY-NADO	-	-	-	21	-	-	-	-	-	-	-	-	21	-
Doping Control Agency of Thailand	DCAT	5	-	-	11	-	-	-	-	-	-	-	-	16	-
Braslian Authority on Anti-Doping Control	ABCD	-	-	-	13	-	-	-	-	-	-	-	-	13	-
Canadian Centre for Ethics in Sport	CCES	-	-	-	6	-	-	-	-	-	-	-	-	6	-
German National Anti-Doping Agency	NADA	6	-	-	-	-	-	-	-	-	-	-	-	6	-
Sport Federation of China Disabled Persons	CHN-SFDP	4	-	-	-	-	-	-	-	-	-	-	-	4	-
Korea Anti-Doping Agency	KADA	4	-	-	-	-	-	-	-	-	-	-	-	4	-
Asean Para Sports Federation	APSF	3	-	-	-	-	-	-	-	-	-	-	-	3	-
		<b>77</b>	<b>0</b>	<b>2</b>	<b>115</b>	<b>0</b>	<b>1</b>	<b>0</b>	<b>0</b>	<b>0</b>	<b>2</b>	<b>0</b>	<b>0</b>	<b>194</b>	

**Table 164: Sports for Athletes with an Impairment - Skiing**

Testing Authority (TA)	ADAMS Code	Urine						Blood						Total Samples	% AAF
		IC Samples	ATF	AAF	OOB Samples	ATF	AAF	IC Samples	ATF	AAF	OOB Samples	ATF	AAF		
International Committee of Sports for the Deaf	ICSD / CISS	9	-	-	-	-	-	-	-	-	-	-	-	9	-
German National Anti-Doping Agency	NADA	-	-	-	4	-	-	-	-	-	1	-	-	5	-
Anti-Doping Agency of Serbia	ADAS	1	-	-	-	-	-	-	-	-	-	-	-	1	-
Lithuanian Anti-Doping Agency	LTU-NADO	-	-	-	1	-	-	-	-	-	-	-	-	1	-
		<b>10</b>	<b>0</b>	<b>0</b>	<b>5</b>	<b>0</b>	<b>0</b>	<b>0</b>	<b>0</b>	<b>0</b>	<b>1</b>	<b>0</b>	<b>0</b>	<b>16</b>	

**Table 165: Sports for Athletes with an Impairment - Sport Climbing**

Testing Authority (TA)	ADAMS Code	Urine						Blood						Total Samples	% AAF
		IC Samples	ATF	AAF	OOB Samples	ATF	AAF	IC Samples	ATF	AAF	OOB Samples	ATF	AAF		
International Federation of Sport Climbing	IFSC	27	-	-	-	-	-	-	-	-	-	-	-	27	-
		<b>27</b>	<b>0</b>	<b>0</b>	<b>0</b>	<b>0</b>	<b>0</b>	<b>0</b>	<b>0</b>	<b>0</b>	<b>0</b>	<b>0</b>	<b>0</b>	<b>27</b>	

**Table 166: Sports for Athletes with an Impairment - Table Tennis**

Testing Authority (TA)	ADAMS Code	Urine						Blood						Total Samples	% AAF
		IC Samples	ATF	AAF	OOB Samples	ATF	AAF	IC Samples	ATF	AAF	OOB Samples	ATF	AAF		
Doping Control Agency of Thailand	DCAT	5	-	-	34	-	-	-	-	-	-	-	-	39	-
International Table Tennis Federation	ITTF	12	-	-	17	-	-	1	-	-	-	-	-	30	-
Sport Federation of China Disabled Persons	CHN-SFDP	6	-	-	12	-	-	-	-	-	-	-	-	18	-
German National Anti-Doping Agency	NADA	9	-	-	5	-	-	-	-	-	-	-	-	14	-
Asean Para Sports Federation	APSF	10	-	-	-	-	-	-	-	-	-	-	-	10	-
Korea Anti-Doping Agency	KADA	5	-	-	2	-	-	-	-	-	-	-	-	7	-
International Committee of Sports for the Deaf	ICSD / CISS	6	-	-	-	-	-	-	-	-	-	-	-	6	-
International Sports Federation for Athletes with an Intellectual Disability	INAS	5	-	-	-	-	-	-	-	-	-	-	-	5	-
Croatian Institute for Toxicology and Anti-Doping	CITA	-	-	-	5	-	-	-	-	-	-	-	-	5	-
Anti-Doping Agency of Serbia	ADAS	5	-	-	-	-	-	-	-	-	-	-	-	5	-
Russian National Anti-Doping Organization	RUSADA	-	-	-	5	-	-	-	-	-	-	-	-	5	-
Hungarian Anti-Doping Agency	HUNADO	-	-	-	5	-	-	-	-	-	-	-	-	5	-
Romanian National Anti-Doping Agency	ANAD-Romania	-	-	-	4	-	-	-	-	-	-	-	-	4	-
Chilean National Anti-Doping Commission	CHI-NADO	-	-	-	3	-	-	-	-	-	-	-	-	3	-
Oceania RADO	O-RADO	3	-	-	-	-	-	-	-	-	-	-	-	3	-
Asian Paralympic Committee	APC	2	-	-	-	-	-	-	-	-	-	-	-	2	-
International Blind Sport Association	IBSA	2	-	1	-	-	-	-	-	-	-	-	-	2	50%
National Anti Doping Agency -India	IND-NADO	-	-	-	2	-	-	-	-	-	-	-	-	2	-
Turkish Anti Doping Commission	TADC	2	-	-	-	-	-	-	-	-	-	-	-	2	-
Canadian Centre for Ethics in Sport	CCES	-	-	-	2	-	-	-	-	-	-	-	-	2	-
International Wheelchair and Amputee Sports Federation	IWAS	2	-	-	-	-	-	-	-	-	-	-	-	2	-
Australian Sports Anti-Doping Authority	ASADA	-	-	-	1	-	-	-	-	-	-	-	-	1	-
Brasiliian Authority on Anti-Doping Control	ABCD	-	-	-	1	-	-	-	-	-	-	-	-	1	-
South East Asia RADO	SE-ASIA-RADO	-	-	-	1	-	-	-	-	-	-	-	-	1	-
National Anti-Doping Agency Austria GmbH	NADA Austria	-	-	-	1	-	-	-	-	-	-	-	-	1	-
Anti-Doping Singapore	ADS	-	-	-	1	-	-	-	-	-	-	-	-	1	-
Netherlands Anti-Doping Authority	ADAN	-	-	-	1	-	-	-	-	-	-	-	-	1	-
		<b>74</b>	<b>0</b>	<b>1</b>	<b>102</b>	<b>0</b>	<b>0</b>	<b>1</b>	<b>0</b>	<b>0</b>	<b>0</b>	<b>0</b>	<b>0</b>	<b>177</b>	

**Table 167: Sports for Athletes with an Impairment - Taekwondo**

Testing Authority (TA)	ADAMS Code	Urine						Blood						Total Samples	% AAF
		IC Samples	ATF	AAF	OOB Samples	ATF	AAF	IC Samples	ATF	AAF	OOB Samples	ATF	AAF		
World Taekwondo	WT	50	-	1	38	-	-	-	-	-	-	-	-	88	1%
International Committee of Sports for the Deaf	ICSD / CISS	16	-	-	-	-	-	-	-	-	-	-	-	16	-
Sport Federation of China Disabled Persons	CHN-SFDP	-	-	-	14	-	-	-	-	-	-	-	-	14	-
International Wheelchair and Amputee Sports Federation	IWAS	10	-	-	-	-	-	-	-	-	-	-	-	10	-
South East Asian Games Federation	SEAGF	9	-	-	-	-	-	-	-	-	-	-	-	9	-
Russian National Anti-Doping Organization	RUSADA	-	-	-	4	-	-	-	-	-	-	-	-	4	-
Korea Anti-Doping Agency	KADA	4	-	1	-	-	-	-	-	-	-	-	-	4	25%
Croatian Institute for Toxicology and Anti-Doping	CITA	-	-	-	3	-	-	-	-	-	-	-	-	3	-
Mongolian National Anti-Doping Organization	MGL-NADO	-	-	-	3	-	-	-	-	-	-	-	-	3	-
Anti-Doping Agency of Serbia	ADAS	2	-	-	-	-	-	-	-	-	-	-	-	2	-
Hellenic National Council for Combatting Doping	ESKAN	1	-	-	-	-	-	-	-	-	-	-	-	1	-
		<b>92</b>	<b>0</b>	<b>2</b>	<b>62</b>	<b>0</b>	<b>0</b>	<b>0</b>	<b>0</b>	<b>0</b>	<b>0</b>	<b>0</b>	<b>0</b>	<b>154</b>	

**Table 168: Sports for Athletes with an Impairment - Tennis**

Testing Authority (TA)	ADAMS Code	Urine						Blood						Total Samples	% AAF
		IC Samples	ATF	AAF	OOB Samples	ATF	AAF	IC Samples	ATF	AAF	OOB Samples	ATF	AAF		
International Tennis Federation	ITF	62	-	1	82	-	-	1	-	-	80	-	-	225	0%
Doping Control Agency of Thailand	DCAT	3	-	-	7	-	-	-	-	-	-	-	-	10	-
National Anti Doping Agency -India	IND-NADO	-	-	-	8	-	-	-	-	-	-	-	-	8	-
US Anti-Doping Agency	USADA	-	-	-	8	-	-	-	-	-	-	-	-	8	-
Sport Federation of China Disabled Persons	CHN-SFDP	2	-	-	4	-	-	-	-	-	-	-	-	6	-
UK Anti-Doping	UKAD	-	-	-	6	-	-	-	-	-	-	-	-	6	-
Netherlands Anti-Doping Authority	ADAN	-	-	-	6	-	-	-	-	-	-	-	-	6	-
International Committee of Sports for the Deaf	ICSD / CISS	6	-	-	-	-	-	-	-	-	-	-	-	6	-
Romanian National Anti-Doping Agency	ANAD-Romania	-	-	-	5	-	-	-	-	-	-	-	-	5	-
Korea Anti-Doping Agency	KADA	4	-	-	-	-	-	-	-	-	-	-	-	4	-
Canadian Centre for Ethics in Sport	CCES	4	-	1	-	-	-	-	-	-	-	-	-	4	25%
French Community of Belgium NADO	BEL-CFWB	4	-	-	-	-	-	-	-	-	-	-	-	4	-
Colombian NADO	COL-NADO	4	-	-	-	-	-	-	-	-	-	-	-	4	-
International Sports Federation for Athletes with an Intellectual Disability	INAS	3	-	-	-	-	-	-	-	-	-	-	-	3	-
Japan Anti-Doping Agency	JADA	-	-	-	3	-	-	-	-	-	-	-	-	3	-
Asean Para Sports Federation	APSF	2	-	-	-	-	-	-	-	-	-	-	-	2	-
Hungarian Anti-Doping Agency	HUNADO	-	-	-	2	-	-	-	-	-	-	-	-	2	-
German National Anti-Doping Agency	NADA	-	-	-	2	-	-	-	-	-	-	-	-	2	-
South East Asian Games Federation	SEAGF	1	-	-	-	-	-	-	-	-	-	-	-	1	-
		<b>95</b>	<b>0</b>	<b>2</b>	<b>133</b>	<b>0</b>	<b>0</b>	<b>1</b>	<b>0</b>	<b>0</b>	<b>80</b>	<b>0</b>	<b>0</b>	<b>309</b>	

**Table 169: Sports for Athletes with an Impairment - Triathlon**

Testing Authority (TA)	ADAMS Code	Urine						Blood						Total Samples	% AAF
		IC Samples	ATF	AAF	OC Samples	ATF	AAF	IC Samples	ATF	AAF	OC Samples	ATF	AAF		
International Triathlon Union	ITU	59	-	1	10	-	1	-	-	-	4	-	-	73	3%
Russian National Anti-Doping Organization	RUSADA	10	-	-	4	-	-	-	-	-	-	-	-	14	-
German National Anti-Doping Agency	NADA	5	-	1	6	-	-	-	-	-	2	-	-	13	8%
Spain National Anti-Doping Agency	ESP-NADO	6	-	-	6	-	-	-	-	-	-	-	-	12	-
Australian Sports Anti-Doping Authority	ASADA	5	-	-	2	-	-	2	-	-	-	-	-	9	-
UK Anti-Doping	UKAD	-	-	-	8	-	-	-	-	-	1	-	-	9	-
Canadian Centre for Ethics in Sport	CCEC	-	-	-	8	-	-	-	-	-	-	-	-	8	-
Netherlands Anti-Doping Authority	ADAN	6	-	-	-	-	-	-	-	-	-	-	-	6	-
European Triathlon Union	ETU	3	-	-	-	-	-	-	-	-	-	-	-	3	-
NADO Flanders	NADOF	-	-	-	3	-	-	-	-	-	-	-	-	3	-
Sport Ireland	SI	-	-	-	1	-	-	-	-	-	1	-	-	2	-
National Anti-Doping Agency Austria GmbH	NADA Austria	-	-	-	2	-	-	-	-	-	-	-	-	2	-
US Anti-Doping Agency	USADA	-	-	-	1	-	-	-	-	-	-	-	-	1	-
French Anti-Doping Agency	AFLD-NADO	-	-	-	1	-	-	-	-	-	-	-	-	1	-
Anti-Doping Denmark	ADD	-	-	-	1	-	-	-	-	-	-	-	-	1	-
Finnish Center for Integrity in Sports/Finnish Anti-Doping Agency	FINCIS/FINADA	-	-	-	1	-	-	-	-	-	-	-	-	1	-
		<b>94</b>	<b>0</b>	<b>2</b>	<b>54</b>	<b>0</b>	<b>1</b>	<b>2</b>	<b>0</b>	<b>0</b>	<b>8</b>	<b>0</b>	<b>0</b>	<b>158</b>	

**Table 170: Sports for Athletes with an Impairment - Volleyball**

Testing Authority (TA)	ADAMS Code	Urine						Blood						Total Samples	% AAF
		IC Samples	ATF	AAF	OC Samples	ATF	AAF	IC Samples	ATF	AAF	OC Samples	ATF	AAF		
International Committee of Sports for the Deaf	ICSD / CISS	36	-	-	-	-	-	-	-	-	-	-	-	36	-
German National Anti-Doping Agency	NADA	-	-	-	2	-	-	-	-	-	-	-	-	2	-
Doping Control Agency of Thailand	DCAT	2	-	-	-	-	-	-	-	-	-	-	-	2	-
Hungarian Anti-Doping Agency	HUNADO	-	-	-	2	-	-	-	-	-	-	-	-	2	-
Brasilian Authority on Anti-Doping Control	ABCD	-	-	-	1	-	-	-	-	-	-	-	-	1	-
		<b>38</b>	<b>0</b>	<b>0</b>	<b>5</b>	<b>0</b>	<b>0</b>	<b>0</b>	<b>0</b>	<b>0</b>	<b>0</b>	<b>0</b>	<b>0</b>	<b>43</b>	

**Table 171: Sports for Athletes with an Impairment - Waterskiing**

Testing Authority (TA)	ADAMS Code	Urine						Blood						Total Samples	% AAF
		IC Samples	ATF	AAF	OC Samples	ATF	AAF	IC Samples	ATF	AAF	OC Samples	ATF	AAF		
International Waterski & Wakeboard Federation	IWWF	8	-	-	-	-	-	-	-	-	-	-	-	8	-
		<b>8</b>	<b>0</b>	<b>0</b>	<b>0</b>	<b>0</b>	<b>0</b>	<b>0</b>	<b>0</b>	<b>0</b>	<b>0</b>	<b>0</b>	<b>0</b>	<b>8</b>	

**Table 172: Sports for Athletes with an Impairment - Wrestling**

Testing Authority (TA)	ADAMS Code	Urine						Blood						Total Samples	% AAF
		IC Samples	ATF	AAF	OC Samples	ATF	AAF	IC Samples	ATF	AAF	OC Samples	ATF	AAF		
International Committee of Sports for the Deaf	ICSD / CISS	14	-	-	-	-	-	-	-	-	-	-	-	14	-
Kazakhstan National Anti-Doping Centre	KAZ-NADO	-	-	-	4	-	-	-	-	-	-	-	-	4	-
International Committee for the Francophonie Games	CIJF	2	-	-	-	-	-	-	-	-	-	-	-	2	-
National Anti Doping Agency -India	IND-NADO	-	-	-	1	-	-	-	-	-	-	-	-	1	-
		<b>16</b>	<b>0</b>	<b>0</b>	<b>5</b>	<b>0</b>	<b>0</b>	<b>0</b>	<b>0</b>	<b>0</b>	<b>0</b>	<b>0</b>	<b>0</b>	<b>21</b>	

**Table 173: Other Sports - Code Signatories - Arm Wrestling**

Testing Authority (TA)	ADAMS Code	Urine						Blood						Total Samples	% AAF
		IC Samples	ATF	AAF	OOB Samples	ATF	AAF	IC Samples	ATF	AAF	OOB Samples	ATF	AAF		
World Arm Wrestling Federation	WAF	82	-	5	-	-	-	-	-	-	-	-	-	82	6%
Braslian Authority on Anti-Doping Control	ABCD	22	-	6	8	-	1	-	-	-	-	-	-	30	23%
European Armwrestling Federation	EAF	30	-	2	-	-	-	-	-	-	-	-	-	30	7%
Egyptian National Anti-doping Organization	EGY-NADO	-	-	-	12	-	2	-	-	-	-	-	-	12	17%
Hungarian Anti-Doping Agency	HUNADO	-	-	-	8	-	1	-	-	-	-	-	-	8	13%
Anti-Doping Norway	ADNO	6	-	-	1	-	-	-	-	-	-	-	-	7	-
Czech Anti-Doping Committee	CADC	4	-	-	2	-	-	-	-	-	-	-	-	6	-
Slovak Anti-Doping Agency	SADA	-	-	-	4	-	-	-	-	-	1	-	-	5	-
Georgian Anti-Doping Agency	GEO-NADO	5	-	-	-	-	-	-	-	-	-	-	-	5	-
Finnish Center for Integrity in Sports/Finnish Anti-Doping Agency	FINCIS/FINADA	4	-	1	-	-	-	-	-	-	-	-	1	4	25%
German Armwrestling Association	GER-AWR	2	-	1	-	-	-	-	-	-	-	-	-	2	50%
		155	0	15	35	0	4	0	0	0	1	0	0	191	

**Table 174: Other Sports - Code Signatories - Bowls**

Testing Authority (TA)	ADAMS Code	Urine						Blood						Total Samples	% AAF
		IC Samples	ATF	AAF	OOB Samples	ATF	AAF	IC Samples	ATF	AAF	OOB Samples	ATF	AAF		
Australian Sports Anti-Doping Authority	ASADA	31	-	-	-	-	-	-	-	-	-	-	-	31	-
South African Institute for Drug-Free Sport	SAIDS	1	-	1	-	-	-	-	-	-	-	-	-	1	100%
		32	0	1	0	0	0	0	0	0	0	0	0	32	

**Table 175: Other Sports - Code Signatories - Electronic Sports**

Testing Authority (TA)	ADAMS Code	Urine						Blood						Total Samples	% AAF
		IC Samples	ATF	AAF	OOB Samples	ATF	AAF	IC Samples	ATF	AAF	OOB Samples	ATF	AAF		
China Anti-Doping Agency	CHINADA	-	-	-	19	-	-	-	-	-	-	-	-	19	-
International eSports Federation	ieSF	4	-	-	-	-	-	-	-	-	-	-	-	4	-
		4	0	0	19	0	0	0	0	0	0	0	0	23	

**Table 176: Other Sports - Code Signatories - Karate (Shinkyokushin WKO)**

Testing Authority (TA)	ADAMS Code	Urine						Blood						Total Samples	% AAF
		IC Samples	ATF	AAF	OOB Samples	ATF	AAF	IC Samples	ATF	AAF	OOB Samples	ATF	AAF		
World Karate Organization	WKO	34	-	1	-	-	-	-	-	-	-	-	-	34	3%
Japan Anti-Doping Agency	JADA	20	-	-	-	-	-	-	-	-	-	-	-	20	-
		54	0	1	0	0	0	0	0	0	0	0	0	54	

**Table 177: Other Sports - Code Signatories - Kettlebell Lifting**

Testing Authority (TA)	ADAMS Code	Urine						Blood						Total Samples	% AAF
		IC Samples	ATF	AAF	OOB Samples	ATF	AAF	IC Samples	ATF	AAF	OOB Samples	ATF	AAF		
International Union of Kettlebell Lifting	IUKL	32	-	2	-	-	-	-	-	-	-	-	-	32	6%
Finnish Center for Integrity in Sports/Finnish Anti-Doping Agency	FINCIS/FINADA	5	-	-	3	-	-	-	-	-	-	-	-	8	-
National Anti-doping Center of Ukraine	NADC Ukraine	6	-	-	-	-	-	-	-	-	-	-	-	6	-
International Gira (Kettlebell) Sport Federation	IGSF	5	-	-	-	-	-	-	-	-	-	-	-	5	-
Lithuanian Anti-Doping Agency	LTU-NADO	3	-	-	-	-	-	-	-	-	-	-	-	3	-
Central American Sports Organization	ORDECA	-	-	-	1	-	-	-	-	-	-	-	-	1	-
		51	0	2	4	0	0	0	0	0	0	0	0	55	

**Table 178: Other Sports - Code Signatories - Kurash**

Testing Authority (TA)	ADAMS Code	Urine						Blood						Total Samples	% AAF
		IC Samples	ATF	AAF	OOB Samples	ATF	AAF	IC Samples	ATF	AAF	OOB Samples	ATF	AAF		
Olympic Council of Asia	OCA	18	-	-	-	-	-	3	-	-	-	-	-	21	-
Kurash International Federation	IKA	17	1	1	-	-	-	-	-	-	-	-	-	17	6%
Doping Control Agency of Thailand	DCAT	-	-	-	15	-	-	-	-	-	-	-	-	15	-
I.R Iran National Anti-Doping Organization	IRI-NADO	-	-	-	11	-	-	-	-	-	-	-	-	11	-
		35	1	1	26	0	0	3	0	0	0	0	0	64	



**Table 179: Other Sports - Code Signatories - Rugby League**

Testing Authority (TA)	ADAMS Code	Urine						Blood						Total Samples	% AAF
		IC			OOC			IC			OOC				
		Samples	ATF	AAF	Samples	ATF	AAF	Samples	ATF	AAF	Samples	ATF	AAF		
Australian Sports Anti-Doping Authority	ASADA	167	-	3	510	-	2	-	-	-	67	-	-	744	1%
UK Anti-Doping	UKAD	74	-	3	251	-	2	-	-	-	68	-	-	393	1%
Rugby League International Federation	RLIF	77	-	-	81	-	-	-	-	-	-	-	-	158	-
Drug Free Sport New Zealand	DFSNZ	21	-	1	87	-	1	-	-	-	10	-	-	118	2%
French Anti-Doping Agency	AFLD-NADO	30	-	-	38	-	1	8	-	-	-	-	-	76	1%
Sri Lanka Anti Doping Agency	SRI-NADO	26	-	-	-	-	-	-	-	-	-	-	-	26	-
Finnish Center for Integrity in Sports/Finnish Anti-Doping Agency	FINCIS/FINADA	8	-	-	3	-	-	2	-	-	-	-	-	13	-
Anti-Doping Agency of Serbia	ADAS	12	-	1	-	-	-	-	-	-	-	-	-	12	8%
Anti-Doping Norway	ADNO	7	-	1	-	-	-	1	-	-	-	-	-	8	13%
Common Community Commission (Brussels)	COCOM	6	-	-	-	-	-	-	-	-	-	-	-	6	-
Oceania RADO	O-RADO	-	-	-	6	-	-	-	-	-	-	-	-	6	-
Lithuanian Anti-Doping Agency	LTU-NADO	6	-	-	-	-	-	-	-	-	-	-	-	6	-
Portugal Anti-Doping Agency	ADoP	4	-	-	-	-	-	-	-	-	-	-	-	4	-
Polish Anti-Doping Agency	POLADA	-	-	-	1	-	-	-	-	-	-	-	-	1	-
		<b>438</b>	<b>0</b>	<b>9</b>	<b>977</b>	<b>0</b>	<b>6</b>	<b>11</b>	<b>0</b>	<b>0</b>	<b>145</b>	<b>0</b>	<b>0</b>	<b>1571</b>	

**Table 180: Other Sports - Code Signatories - ITF Taekwondo**

Testing Authority (TA)	ADAMS Code	Urine						Blood						Total Samples	% AAF
		IC			OOC			IC			OOC				
		Samples	ATF	AAF	Samples	ATF	AAF	Samples	ATF	AAF	Samples	ATF	AAF		
Romanian National Anti-Doping Agency	ANAD-Romania	30	-	-	14	-	-	1	-	-	-	-	-	45	-
China Anti-Doping Agency	CHINADA	38	-	1	-	-	-	2	-	-	-	-	-	40	3%
Anti-Doping Agency of Malaysia	ADAMAS	-	-	-	16	-	-	-	-	-	-	-	-	16	-
International Taekwon-Do Federation	TKD-ITF	13	-	-	-	-	-	-	-	-	-	-	-	13	-
Anti-Doping Agency of Serbia	ADAS	8	-	-	3	-	-	-	-	-	2	-	-	13	-
NADO Flanders	NADOF	12	-	-	-	-	-	-	-	-	-	-	-	12	-
German National Anti-Doping Agency	NADA	9	-	-	3	-	-	-	-	-	-	-	-	12	-
Russian National Anti-Doping Organization	RUSADA	-	-	-	11	-	-	-	-	-	-	-	-	11	-
Spain National Anti-Doping Agency	ESP-NADO	9	-	-	2	-	-	-	-	-	-	-	-	11	-
Anti-Doping Commission, Chinese Taipei Olympic Committee	CTADA	-	-	-	9	-	-	-	-	-	-	-	-	9	-
World Taekwondo	WT	8	-	-	-	-	-	-	-	-	-	-	-	8	-
National Anti-Doping Commission of Argentina	ARG-NADO	8	-	1	-	-	-	-	-	-	-	-	-	8	13%
Finnish Center for Integrity in Sports/Finnish Anti-Doping Agency	FINCIS/FINADA	4	-	-	2	-	-	-	-	-	-	-	-	6	-
Hellenic National Council for Combatting Doping	ESKAN	4	-	-	-	-	-	-	-	-	-	-	-	4	-
Czech Anti-Doping Committee	CADC	4	1	-	-	-	-	-	-	-	1	-	-	4	-
Australian Sports Anti-Doping Authority	ASADA	3	-	-	-	-	-	-	-	-	-	-	-	3	-
CHN-Colleges or Schools in China	CHN-COS	3	-	-	-	-	-	-	-	-	-	-	-	3	-
Anti-Doping Paraguay	PAR-NADO	-	-	-	2	-	-	-	-	-	-	-	-	2	-
Swedish Sports Confederation	RF	-	-	-	2	-	-	-	-	-	-	-	-	2	-
Andorra National Anti-Doping Commission	AGAD	-	-	-	2	-	-	-	-	-	-	-	-	2	-
Doping Control Agency of Thailand	DCAT	2	-	-	-	-	-	-	-	-	-	-	-	2	-
Lembaga Anti-Doping Indonesia	LADI	-	-	-	2	-	-	-	-	-	-	-	-	2	-
Venezuela NADO	VEN-NADO	2	-	-	-	-	-	-	-	-	-	-	-	2	-
South East Asian Games Federation	SEAGF	1	-	-	-	-	-	-	-	-	-	-	-	1	-
Federacion Dominicana de Medicina del Deporte	FEDOMEDE	-	-	-	1	-	-	-	-	-	-	-	-	1	-
National Anti Doping Agency -India	IND-NADO	1	-	-	-	-	-	-	-	-	-	-	-	1	-
Algerian National Anti-Doping Organization	ALG-NADO	-	-	-	1	-	-	-	-	-	-	-	-	1	-
Israeli NADO	ISR-NADO	-	-	-	1	-	-	-	-	-	-	-	-	1	-
		<b>159</b>	<b>1</b>	<b>2</b>	<b>71</b>	<b>0</b>	<b>0</b>	<b>3</b>	<b>0</b>	<b>0</b>	<b>2</b>	<b>0</b>	<b>0</b>	<b>235</b>	

**Table 181: Other Sports - Code Signatories - Ironman Triathlon**

Testing Authority (TA)	ADAMS Code	Urine						Blood						Total Samples	% AAF
		IC			OOC			IC			OOC				
		Samples	ATF	AAF	Samples	ATF	AAF	Samples	ATF	AAF	Samples	ATF	AAF		
World Triathlon Corporation	WTC	365	1	3	238	1	3	-	-	-	86	-	-	689	1%
German National Anti-Doping Agency	NADA	2	-	-	142	-	-	-	-	-	35	-	-	179	-
US Anti-Doping Agency	USADA	-	-	-	65	-	1	-	-	-	5	-	-	70	1%
Australian Sports Anti-Doping Authority	ASADA	-	-	-	18	-	1	-	-	-	9	-	-	27	4%
Anti-Doping Denmark	ADD	-	-	-	14	-	-	-	-	-	2	-	-	16	-
Antidoping Switzerland	ADCH	-	-	-	15	-	-	-	-	-	-	-	-	15	-
International Triathlon Union	ITU	5	-	-	-	-	-	-	-	-	-	-	-	5	-
French Anti-Doping Agency	AFLD-NADO	3	-	-	1	-	-	-	-	-	-	-	-	4	-
Luxembourg NADO	ALAD	4	-	-	-	-	-	-	-	-	-	-	-	4	-
Czech Anti-Doping Committee	CADC	3	-	-	-	-	-	-	-	-	-	-	-	3	-
Bermuda Sport Anti-Doping Authority	BSADA	-	-	-	1	-	-	-	-	-	1	-	-	2	-
Brasilian Authority on Anti-Doping Control	ABCD	2	-	-	-	-	-	-	-	-	-	-	-	2	-
Spain National Anti-Doping Agency	ESP-NADO	1	-	-	-	-	-	1	-	-	-	-	-	2	-
Israeli NADO	ISR-NADO	-	-	-	1	-	-	-	-	-	-	-	-	1	-
Finnish Center for Integrity in Sports/Finnish Anti-Doping Agency	FINCIS/FINADA	-	-	-	1	-	-	-	-	-	-	-	-	1	-
National Anti-Doping Agency Austria GmbH	NADA Austria	-	-	-	1	-	-	-	-	-	-	-	-	1	-
South African Institute for Drug-Free Sport	SAIDS	-	-	-	1	-	-	-	-	-	-	-	-	1	-
		<b>385</b>	<b>1</b>	<b>3</b>	<b>498</b>	<b>1</b>	<b>5</b>	<b>1</b>	<b>0</b>	<b>0</b>	<b>138</b>	<b>0</b>	<b>0</b>	<b>1022</b>	



# **2017 Anti-Doping Testing Figures**

## **Athlete Biological Passport (ABP) - Blood Analysis**

---

## Table of Contents

---

### Total Samples Analyzed

---

Table 1	: Total ABP Samples Analyzed per Year
Table 2	: Total ABP Samples Analyzed per Laboratory
Table 3	: Total ABP Samples Analyzed in ASOIF Sports
Table 4	: Total ABP Samples Analyzed in AIOWF Sports
Table 5	: Total ABP Samples Analyzed in ARISF Sports
Table 6	: Total ABP Samples Analyzed in AIMS Sports
Table 7	: Total ABP Samples Analyzed in IPC Sports
Table 8	: Total ABP Samples Analyzed in Sports for Athletes with an Impairment
Table 9	: Total Samples Analyzed in Other Sports - Code Signatories
Table 10	: Total Samples Analyzed in Other Sports
Table 11	: Total ABP Samples by Testing Authority
Table 12	: Total ABP Samples by Testing Authority Category

### Sports Governed by ASOIF IFs

---

Table 13	: 2017 ABP Testing Figures - ASOIF Sport - Aquatics
Table 14	: 2017 ABP Testing Figures - ASOIF Sport - Archery
Table 15	: 2017 ABP Testing Figures - ASOIF Sport - Athletics
Table 16	: 2017 ABP Testing Figures - ASOIF Sport - Badminton
Table 17	: 2017 ABP Testing Figures - ASOIF Sport - Basketball
Table 18	: 2017 ABP Testing Figures - ASOIF Sport - Boxing
Table 19	: 2017 ABP Testing Figures - ASOIF Sport - Canoe / Kayak
Table 20	: 2017 ABP Testing Figures - ASOIF Sport - Cycling
Table 21	: 2017 ABP Testing Figures - ASOIF Sport - Equestrian
Table 22	: 2017 ABP Testing Figures - ASOIF Sport - Fencing
Table 23	: 2017 ABP Testing Figures - ASOIF Sport - Field Hockey
Table 24	: 2017 ABP Testing Figures - ASOIF Sport - Football
Table 25	: 2017 ABP Testing Figures - ASOIF Sport - Golf
Table 26	: 2017 ABP Testing Figures - ASOIF Sport - Gymnastics
Table 27	: 2017 ABP Testing Figures - ASOIF Sport - Handball
Table 28	: 2017 ABP Testing Figures - ASOIF Sport - Judo
Table 29	: 2017 ABP Testing Figures - ASOIF Sport - Modern Pentathlon
Table 30	: 2017 ABP Testing Figures - ASOIF Sport - Rowing
Table 31	: 2017 ABP Testing Figures - ASOIF Sport - Rugby Union
Table 32	: 2017 ABP Testing Figures - ASOIF Sport - Sailing
Table 33	: 2017 ABP Testing Figures - ASOIF Sport - Shooting
Table 34	: 2017 ABP Testing Figures - ASOIF Sport - Table Tennis
Table 35	: 2017 ABP Testing Figures - ASOIF Sport - Taekwondo
Table 36	: 2017 ABP Testing Figures - ASOIF Sport - Tennis
Table 37	: 2017 ABP Testing Figures - ASOIF Sport - Triathlon
Table 38	: 2017 ABP Testing Figures - ASOIF Sport - Volleyball
Table 39	: 2017 ABP Testing Figures - ASOIF Sport - Weightlifting
Table 40	: 2017 ABP Testing Figures - ASOIF Sport - Wrestling

## Table of Contents

---

### Sports Governed by AIOWF IFs

---

- Table 41 : 2017 ABP Testing Figures - AIOWF Sport - Biathlon
- Table 42 : 2017 ABP Testing Figures - AIOWF Sport - Bobsleigh
- Table 43 : 2017 ABP Testing Figures - AIOWF Sport - Curling
- Table 44 : 2017 ABP Testing Figures - AIOWF Sport - Ice Hockey
- Table 45 : 2017 ABP Testing Figures - AIOWF Sport - Luge
- Table 46 : 2017 ABP Testing Figures - AIOWF Sport - Skating
- Table 47 : 2017 ABP Testing Figures - AIOWF Sport - Skiing

### ARISF, AIMS, IPC, Athletes with an Impairment Sports, Other Sport - Code Signatories and Other Sports

---

- Table 48 : Total 2017 ABP Testing Figures - ARISF Sports
- Table 49 : Total 2017 ABP Testing Figures - AIMS Sports
- Table 50 : Total 2017 ABP Testing Figures - IPC Sports/Disciplines
- Table 51 : Total 2017 ABP Testing Figures - Sports for Athletes with an Impairment
- Table 52 : Total 2017 ABP Testing Figures - Other Sports - Code Signatories
- Table 53 : Total 2017 ABP Testing Figures - Other Sports - non-Code Signatories

## Terms and Abbreviations

<b>IC</b>	In-Competition
<b>OOC</b>	Out-of-Competition
<b>Sample</b>	Any biological material collected for the purposes of Doping Control*
<b>AAF</b>	Adverse Analytical Finding
<b>ATF</b>	Atypical Finding
<b>GC/C/IRMS</b>	Gas Chromatograph/Carbon/Isotope Ratio Mass Spectrometry (e.g. "IRMS")
<b>ESA</b>	Erythropoiesis Stimulating Agent**
<b>hGH Isoforms</b>	Human Growth Hormone Isoform Differential Immunoassay
<b>hGH Biomarkers</b>	Human Growth Hormone Biomarkers
<b>GHRF (GHS/GHRP)</b>	Growth Hormone Releasing Factors (Growth Hormone Secretagogues/GH-Releasing Peptides)
<b>GHRF (GHRH)</b>	Growth Hormone Releasing Factors (Growth Hormone Releasing Hormone)
<b>GnRH</b>	Gonadotrophin Releasing Hormones
<b>HBT</b>	Homologous Blood Transfusion
<b>HBOC</b>	Haemoglobin Based Oxygen Carrier
<b>IGF-1</b>	Insulin-like Growth Factor-1 (and its analogues)
<b>ABP</b>	Athlete Biological Passport
<b>IOC</b>	International Olympic Committee
<b>ASOIF</b>	Association of Summer Olympic International Sports Federations
<b>AIOWF</b>	Association of International Olympic Winter Sports Federations
<b>ARISF</b>	Association of IOC Recognized International Sports Federations
<b>AIMS</b>	Alliance of Independent Recognized Members of Sport
<b>NADO</b>	National Anti-Doping Organization
<b>RADO</b>	Regional Anti-Doping Organization
<b>NOC</b>	National Olympic Committee
<b>MEO</b>	Multi-Sports Organizations and Events
<b>IF</b>	International Federation
<b>NF</b>	National Federation
<b>IPC</b>	International Paralympic Committee***
<b>Other Sports</b>	Sports/disciplines connected with organizations which are outside of the categories in Tables 3-9.
<b>Code Signatories</b>	Sports/disciplines connected with organizations which are outside of the categories in Tables 3-8 but are signatories to the Code.
<b>Sports for Athletes with an Impairment</b>	Sports and disciplines under the governance of the respective Olympic IFs or independent IFs which govern sports for athletes with an impairment
<b>ADAMS</b>	Anti-Doping Administration and Management System
<b>TA</b>	Testing Authority
<b>SCA</b>	Sample Collection Authority
<b>IBSA</b>	International Blind Sports Federation
<b>CISS</b>	International Committee of Sports for the Deaf
<b>INAS</b>	International Sports Federation for Persons with Intellectual Disability
<b>CPISRA</b>	Cerebral Palsy International Sports and Recreation Association
<b>-</b>	a "dash" represents "0" in tables compiling the number of Samples, ATFs or AAFs
<b>(R)</b>	"R" represents a sport or discipline which is discontinued in ADAMS based on request of the governing IF, being an event under an existing discipline or no longer necessary for administrative purposes.

\* Biological material limited to urine and blood in this report

\*\* Including recombinant erythropoietins (i.e. epoetins) and their analogues (e.g. darbepoetin, pegserpoetin, peginesatide, CERA, EPO-Fc)

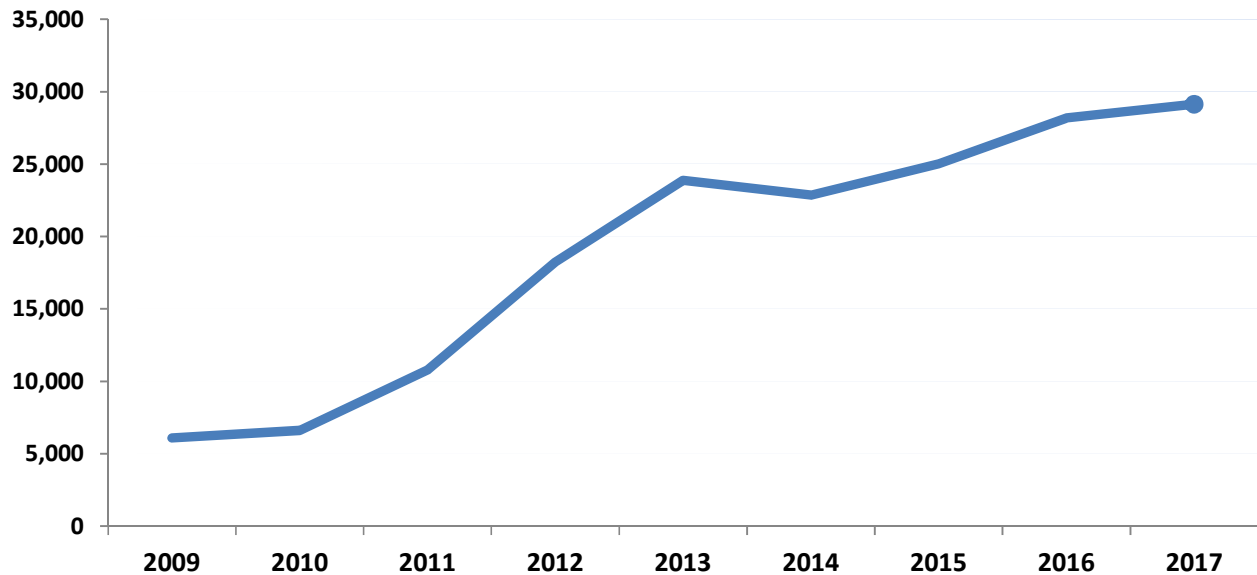
\*\*\* Limited to sport/disciplines under the governance of the IPC (others are compiled under the category "Sports for Athletes with an Impairment").

*This report compiles data as recorded in ADAMS on March 14, 2017 (plus supplemental data compiled after Stakeholder consultation)*

**Table 1: Total ABP Samples Analyzed per Year**

Year	ABP Samples* Analyzed	% Change Year to Year
2009	6,082	-
2010	6,610	+9%
2011	10,795	+63%
2012	18,223	+69%
2013	23,877	+31%
2014	22,849	-4%
2015	25,012	+9%
2016	28,173	+13%
<b>2017</b>	<b>29,130</b>	<b>+3%</b>

**Total ABP Samples\* Analyzed per Year**



\* Represents individual blood samples collected in support of the Athlete Biological Passport (ABP) and does not necessarily reflect the number of individual *Athletes* tested

**Table 2: Total ABP Samples Analyzed per Laboratory**

	<b>Laboratory</b>	<b>IC</b>	<b>OOC</b>	<b>Total</b>
1	Ankara, Turkey	126	141	267
2	Auckland, New Zealand <sup>2</sup>	-	135	135
3	Athens, Greece <sup>1</sup>	-	-	-
4	Bangkok, Thailand <sup>1</sup>	-	-	-
5	Barcelona, Spain	157	1512	1,669
6	Beijing, China	104	777	881
7	Bloemfontein, South Africa <sup>2</sup>	42	362	404
8	Bogota, Colombia <sup>2</sup>	-	88	88
9	Bucharest, Romania	-	12	12
10	Cologne, Germany	98	4313	4,411
11	New Delhi, India	8	37	45
12	Doha, Qatar	29	25	54
13	Dresden, Germany	38	1958	1,996
14	Ghent, Belgium	378	1281	1,659
15	Havana, Cuba <sup>1</sup>	-	-	-
16	Helsinki, Finland	22	518	540
17	Lausanne, Switzerland	957	2086	3,043
18	Lisbon, Portugal	-	-	-
19	London, UK	13	799	812
20	Los Angeles, USA <sup>1</sup>	-	-	-
21	Madrid, Spain	173	458	631
22	Montreal, Canada	71	541	612
23	Moscow, Russia <sup>2</sup>	54	1011	1,065
24	Oslo, Norway	147	1295	1,442
25	Paris, France	338	698	1,036
26	Rio de Janeiro, Brazil	3	248	251
27	Rome, Italy	251	458	709
28	Seibersdorf, Austria	373	1317	1,690
29	Seoul, Korea	67	132	199
30	Stockholm, Sweden	4	1119	1,123
31	Sydney, Australia	62	1051	1,113
32	Mexico City, Mexico	-	3	3
33	Tokyo, Japan	-	264	264
34	Salt Lake City, USA	74	2551	2,625
35	Warsaw, Poland	39	312	351
	<b>Totals</b>	<b>3,628</b>	<b>25,502</b>	<b>29,130</b>

<sup>1</sup> Not accredited to conduct blood analyses in support of the haematological module of the Athlete Biological Passport (ABP) in 2017.

<sup>2</sup> Approved by WADA exclusively to conduct blood analyses in support of the haematological module of the Athlete Biological Passport (ABP) in 2017.



**Table 3: Total ABP Samples Analyzed in ASOIF Sports\***

<b>Sports</b>	<b>Disciplines</b>	<b>IC</b>	<b>OOB</b>	<b>Subtotal</b>	<b>Total</b>	<b>%</b>
<b>Aquatics</b>	Swimming Middle Distance 200-400m	15	883	898	<b>2384</b>	11%
	Swimming Sprint 100m or less	16	787	803		
	Swimming Long Distance 800m or greater	4	277	281		
	Open Water	3	235	238		
	Water Polo	-	77	77		
	Artistic Swimming	-	25	25		
	Aquatics	-	22	22		
	Swimming	2	19	21		
	Diving	-	19	19		
<b>Athletics</b>	Long Distance 3000m or greater	200	2815	3015	<b>5333</b>	25%
	Middle Distance 800-1500m	57	790	847		
	Sprint 400m or less	34	629	663		
	Combined Events	1	159	160		
	Race Walk	7	135	142		
	Jumps	2	140	142		
	Throws	3	109	112		
	Marathon	-	112	112		
	Athletics	-	57	57		
	Cross Country	37	18	55		
	Mountain Running	-	11	11		
	Ultra Running	-	6	6		
	Road Running	2	4	6		
	Half Marathon	-	5	5		
<b>Badminton</b>	-	-	139	-	<b>139</b>	0.6%
<b>Basketball</b>	-	-	16	-	<b>16</b>	0.1%
<b>Boxing</b>	-	7	132	-	<b>139</b>	0.6%
<b>Canoe Kayak</b>	Long Distance 1000m	8	197	205	<b>535</b>	2%
	Sprint 200m	1	157	158		
	Middle Distance 500m	1	103	104		
	Canoe Slalom	-	52	52		
	Marathon	-	7	7		
	Wildwater	-	4	4		
	Freestyle	-	3	3		
	Canoe Kayak	-	2	2		
<b>Cycling</b>	Road	1843	4823	6666	<b>8130</b>	37%
	Mountain Bike	144	405	549		
	Track Endurance	36	273	309		
	Track Sprint	37	234	271		
	Cyclo-Cross	93	152	245		
	BMX	-	58	58		
	Cycling	-	29	29		
	Track	-	3	3		
<b>Equestrian</b>	Jumping	-	1	-	<b>1</b>	0.005%
<b>Fencing</b>	Sabre	-	1	1	<b>2</b>	0.01%
	Epee	-	1	1		

\* No samples in the ASOIF Sports of Archery, Golf, Shooting or Table Tennis were recorded in ADAMS in 2017 for the ABP.

**Table 3: Total ABP Samples Analyzed in ASOIF Sports\* - continued**

<b>Sports</b>	<b>Disciplines</b>	<b>IC</b>	<b>OOB</b>	<b>Subtotal</b>	<b>Total</b>	<b>%</b>
<b>Field Hockey</b>	-	-	16	-	<b>16</b>	0.1%
<b>Football</b>	Football	101	1424	1525	<b>1527</b>	7%
	Futsal	-	2	2		
<b>Gymnastics</b>	Artistic	-	6	6	<b>9</b>	0.04%
	Trampoline	-	2	2		
	Aerobic	-	1	1		
<b>Handball</b>	Indoor	21	64	-	<b>85</b>	0.4%
<b>Judo</b>	-	-	15	-	<b>15</b>	0.1%
<b>Modern Pentathlon</b>	-	-	41	-	<b>41</b>	0.2%
<b>Rowing</b>	-	8	1075	-	<b>1083</b>	5.0%
<b>Rugby Union</b>	Fifteens	10	105	115	<b>226</b>	1%
	Sevens	-	111	111		
<b>Sailing</b>	-	1	5	6	<b>6</b>	0.03%
<b>Taekwondo</b>	Taekwondo	-	11	-	<b>22</b>	0.1%
	Sparring	-	11	-		
<b>Tennis</b>	-	230	849	-	<b>1079</b>	5%
<b>Triathlon</b>	Triathlon	13	680	693	<b>733</b>	3.4%
	Long Distance	-	22	22		
	Duathlon	9	8	17		
	Cross Triathlon	-	1	1		
<b>Volleyball</b>	-	-	10	10	<b>10</b>	0.05%
<b>Weightlifting</b>	-	-	82	82	<b>82</b>	0.4%
<b>Wrestling</b>	Greco-Roman	4	22	26	<b>69</b>	0.3%
	Freestyle	1	23	24		
	Wrestling	1	14	15		
	Women's Freestyle	-	3	3		
	Grappling	-	1	1		
<b>Totals</b>		<b>2,952</b>	<b>18,730</b>		<b>21,682</b>	

\* No samples in the ASOIF Sports of Archery, Golf, Shooting or Table Tennis were recorded in ADAMS in 2017 for the ABP.

**Table 4: Total ABP Samples Analyzed in AIOWF Sports\***

Sports	Disciplines	IC	OOC	Subtotal	Total	%
Biathlon	-	30	1316	1346	<b>1346</b>	25%
Bobsleigh	Bobsleigh	-	61	61	<b>70</b>	1%
	Skeleton	-	9	9		
Ice Hockey	-	8	32	40	<b>40</b>	1%
Luge	-	-	4	4	<b>4</b>	0.1%
Skating	Speed Skating greater than 1500m	141	430	571	<b>1,609</b>	29%
	Short Track	217	308	525		
	Speed Skating 1500m or less	201	292	493		
	Figure Skating	-	16	16		
	Skating	-	4	4		
Skiing	Cross-Country	54	1632	1686	<b>2,424</b>	44%
	Nordic Combined	-	331	331		
	Alpine	-	326	326		
	Freestyle	-	27	27		
	Skiing	-	20	20		
	Snowboard	-	20	20		
	Ski Jumping	-	14	14		
<b>Totals</b>		<b>651</b>	<b>4,842</b>		<b>5,493</b>	

\* No samples in the AIOWF Sport of Curling were recorded in ADAMS in 2017 for the ABP.

**Table 5: Total ABP Samples Analyzed in ARISF Sports\***

Sports	Disciplines	IC	OOC	SubTotal	Total	%
American Football	-	3	-	-	<b>3</b>	1%
Cricket	Cricket	-	19	-	<b>24</b>	9%
	Twenty20	-	5	-		
Lifesaving	Ocean	-	16	-	<b>18</b>	7%
	Lifesaving	-	2	-		
Motorcycling	Motocross	-	10	-	<b>22</b>	8%
	Road Racing	8	-	-		
	Road Racing Endurance	4	-	-		
Mountaineering and Climbing	Ski Mountaineering	-	2	-	<b>2</b>	1%
Muaythai	-	-	16	-	<b>16</b>	89%
Netball	-	-	2	-	<b>2</b>	1%
Orienteering	Foot Orienteering	-	49	-	<b>79</b>	29%
	Orienteering	-	22	-		
	Mountain Bike Orienteering	-	5	-		
	Ski Orienteering	-	3	-		
Powerboating	Aquabike	2	-	-	<b>2</b>	1%
Roller Sports	Inline Speed Skating Distance greater than 1000m	-	17	-	<b>30</b>	11%
	Inline Speed Skating Sprint 1000m or less	-	12	-		
	Hockey	-	1	-		
Ski Mountaineering	-	-	45	-	<b>45</b>	16%
Squash	-	-	7	-	<b>7</b>	3%
Underwater Sports	Finswimming Pool	-	26	-	<b>26</b>	9%
<b>Totals</b>		<b>17</b>	<b>259</b>		<b>276</b>	

\* No samples in the following ARISF Sports: Air Sports, Automobile, Bandy, Baseball/Softball, Basque Pelota, Billiards, Boules Sports, Bowling, Bridge, Cheer, Chess, DanceSport, Floorball, Flyng Disc, Karate, Korfbal, Polo, Racquetball, Sport Climbing, Sumo, Surfing, Tug of War, Waterski/Wakeboard and Wushu were recorded in ADAMS in 2017 for the ABP.

**Table 6: Total ABP Samples Analyzed in AIMS Sports\***

Sports	Disciplines	IC	OOB	SubTotal	Total	%
Bodybuilding	-	-	1	-	1	6%
Kickboxing	Kickboxing	-	10	-	13	72%
	Full Contact	-	3	-		
Powerlifting	-	-	4	-	4	22%
<b>Totals</b>		<b>0</b>	<b>18</b>		<b>18</b>	

\* No samples in the following AIMS Sports: Aikido, Casting, Darts, Dragon Boat, Draughts, Fistball, Go, Icestocksport, Ju-Jitsu, Kendo, Lacrosse, Minigolf, Sambo, Savate, Sepaktakraw, Sleddog, Soft Tennis or Sport Fishing were recorded in ADAMS in 2017 for the ABP.

**Table 7: Total ABP Samples Analyzed in IPC Sports**

Sports	Disciplines	IC	OOB	SubTotal	Total	%
Athletics	IPC Long Distance 3000m+ (R)	-	3	-	3	1.2%
Para-Alpine Skiing	Para-Alpine Skiing	-	1	-	1	0.4%
Para-Athletics	Long Distance 3000m and greater	-	31	-	85	35%
	Middle Distance 800-1500m	-	29	-		
	Sprint 400m or less	-	20	-		
	Throws	-	2	-		
	Para-Athletics	-	2	-		
	Jumps	-	1	-		
Para-Biathlon	Para-Biathlon	-	3	-	3	1%
Para-Cross Country Skiing	Middle/Long Distance	-	75	-	116	48%
	Sprint/Short Distance	-	41	-		
Para-Ice Hockey	Para-Ice Hockey	-	18	-	18	7%
Para-Swimming	Sprint 100m or less	-	8	8	17	7%
	Middle Distance 200-400m	-	8	8		
	Long Distance 800m and greater	-	1	1		
<b>Totals</b>		<b>0</b>	<b>243</b>		<b>243</b>	

**Table 8: Total ABP Samples Analyzed in Sports for Athletes with an Impairment\***

Sports	Disciplines	IC	OOB	SubTotal	Total	%
Aquatics	CISS Swimming Middle Distance 200-400m	-	2	-	2	1%
	CISS Long Distance 3000m and greater	-	6	-		
Athletics	CISS Middle Distance 800-1500m	1	2	-	10	4%
	INAS Long Distance 3000m and greater	-	1	-		
Boccia	Para-Boccia	-	2	-	2	1%
Canoe/Kayak	Para-Canoe Sprint	-	1	-	1	0.4%
	Para-Cycling Road	-	86	-		
Cycling	Para-Cycling	-	16	-	128	46%
	Para-Cycling Track Sprint	-	13	-		
	Para-Cycling Track Endurance	-	13	-		
Football	INAS Futsal	-	1	-	1	0.4%
Rowing	Para-Rowing	-	26	-	26	9%
Skiing	CISS Cross Country Skiing	-	1	-	1	0.4%
Tennis	Wheelchair Tennis	-	84	-	84	30.1%
Triathlon	Para-Triathlon	-	24	-	24	9%
<b>Totals</b>		<b>1</b>	<b>278</b>		<b>279</b>	

\* Sports and disciplines under the governance of the respective Olympic IFs or independent IFs which govern sports for athletes with an impairment

**Table 9: Total Samples Analyzed in Other Sports - Code Signatories**

Sports	Disciplines	IC	OOB	SubTotal	Total	%
Triathlon	Ironman	-	482	-	482	99%
Rugby League	-	-	6	-	6	1%
<b>Totals</b>		<b>0</b>	<b>488</b>		<b>488</b>	

**Table 10: Total Samples Analyzed in Other Sports**

Sports	Disciplines	IC	OOB	SubTotal	Total	%
Aquatics	University Open Water	-	2	-	4	0.6%
	University Swimming Sprint 100m or less	-	1	-		
	University Swimming Middle Distance 200-400m	-	1	-		
Australian Rules Football	-	-	153	-	153	24%
Biathlon	Military Biathlon	-	1	-	1	0.2%
Boxing	Professional Boxing	4	24	-	28	4%
Budo	Budo	-	1	-	1	0.2%
Cycling	University Mountain Bike	-	1	-	2	0.3%
	Military Track Endurance	-	1	-		
Football	College	-	1	-	1	0.2%
Mixed Martial Arts	-	2	449	-	451	69%
School Sports	Skiing Cross Country	-	1	-	2	0.3%
	Swimming Sprint 100m or less	-	1	-		
Skating	Military Speed Skating greater than 1500m	-	2	-	3	0.5%
	Military Speed Skating 1500m or less	-	1	-		
Skyrunning(R)	-	1	-	-	1	0.2%
Ultimate Fighting	-	-	4	-	4	1%
<b>Totals</b>		<b>7</b>	<b>644</b>		<b>651</b>	

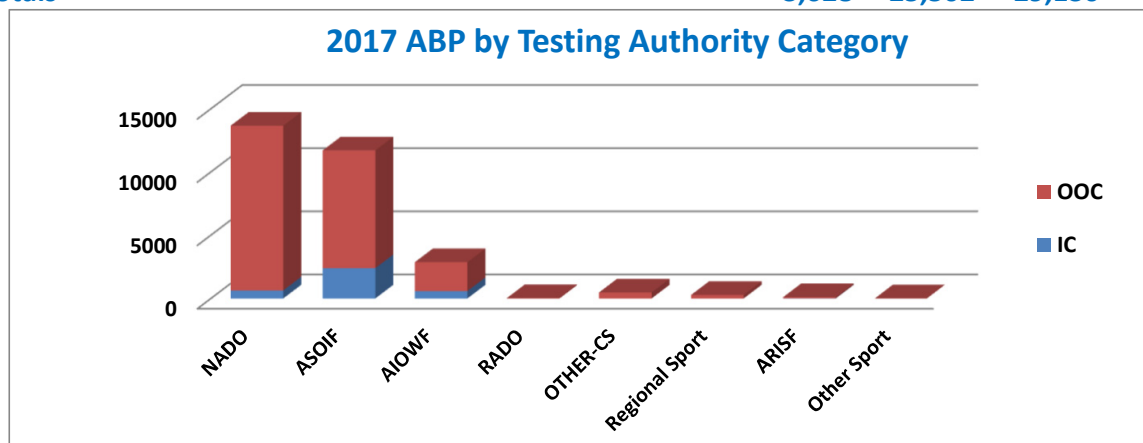
**Table 11: Total ABP Samples by Testing Authority\***

ADAMS Code	Testing Authority (TA)	IC	OOB	Total	%
UCI	International Cycling Union	1970	3333	<b>5303</b>	18%
IAAF - AIU	IAAF - Athletics Integrity Unit	63	2529	<b>2592</b>	9%
FINA	International Swimming Federation	6	1512	<b>1518</b>	5%
NADA	German National Anti-Doping Agency	1	1392	<b>1393</b>	5%
USADA	US Anti-Doping Agency	19	1110	<b>1129</b>	4%
ITF	International Tennis Federation	230	897	<b>1127</b>	4%
FIS	International Ski Federation	47	1033	<b>1080</b>	4%
ISU	International Skating Union	538	479	<b>1017</b>	3%
ASADA	Australian Sports Anti-Doping Authority	4	812	<b>816</b>	3%
ADCH	Antidoping Switzerland	-	809	<b>809</b>	3%
ADNO	Anti-Doping Norway	7	761	<b>768</b>	3%
IBU	International Biathlon Union	-	742	<b>742</b>	3%
RUSADA	Russian National Anti-Doping Organization	21	682	<b>703</b>	2%
CHINADA	China Anti-Doping Agency	104	548	<b>652</b>	2%
UKAD	UK Anti-Doping	12	609	<b>621</b>	2%
NADO F	NADO Flanders	-	583	<b>583</b>	2%
ESP-NADO	Spain National Anti-Doping Agency	93	475	<b>568</b>	2%
RF	Swedish Sports Confederation	2	563	<b>565</b>	2%
ADoP	Portugal Anti-Doping Agency	1	560	<b>561</b>	2%
AFLD-NADO	French Anti-Doping Agency	111	403	<b>514</b>	2%
TADC	Turkish Anti Doping Commission	152	218	<b>370</b>	1%
FISA	International Rowing Federation	-	342	<b>342</b>	1%
WTC	World Triathlon Corporation	-	330	<b>330</b>	1%
CCES	Canadian Centre for Ethics in Sport	8	291	<b>299</b>	1%
FINCIS/FINADA	Finnish Center for Integrity in Sports/Finnish Anti-Doping Agency	3	289	<b>292</b>	1%
FIFA	International Federation of Football Associations	101	175	<b>276</b>	1%
ADD	Anti-Doping Denmark	-	262	<b>262</b>	1%
UEFA	Union of European Football Associations	-	260	<b>260</b>	1%
NADA Austria	National Anti-Doping Agency Austria GmbH	-	260	<b>260</b>	1%
SAIDS	South African Institute for Drug-Free Sport	-	243	<b>243</b>	1%
SI	Sport Ireland	-	227	<b>227</b>	1%
NADO ITALIA	Italian National Anti-Doping Agency	3	217	<b>220</b>	1%
BEL-CFWB	French Community of Belgium NADO	11	191	<b>202</b>	1%
DFSNZ	Drug Free Sport New Zealand	-	199	<b>199</b>	1%
World Rugby	World Rugby	-	186	<b>186</b>	1%
POLADA	Polish Anti-Doping Agency	3	182	<b>185</b>	0.6%
ADAN	Netherlands Anti-Doping Authority	1	171	<b>172</b>	0.6%
HUNADO	Hungarian Anti-Doping Agency	12	158	<b>170</b>	0.6%
ITU	International Triathlon Union	-	158	<b>158</b>	0.5%
IPC	International Paralympic Committee	-	142	<b>142</b>	0.5%
COL-NADO	Colombian NADO	13	126	<b>139</b>	0.5%
JADA	Japan Anti-Doping Agency	-	129	<b>129</b>	0.4%
BWF	Badminton World Federation	-	118	<b>118</b>	0.4%
ADAK	Anti-Doping Agency of Kenya	-	115	<b>115</b>	0.4%
KAZ-NADO	Kazakhstan National Anti-Doping Centre	34	50	<b>84</b>	0.3%
EADA	Estonian Anti-Doping Agency	-	82	<b>82</b>	0.3%
ETH-NADO	Ethiopian Anti doping Organization	-	79	<b>79</b>	0.3%
ICF	International Canoe Federation	-	40	<b>40</b>	0.1%
IND-NADO	National Anti Doping Agency -India	-	33	<b>33</b>	0.1%
AFR-RADO-I	Africa Zone I RADO	-	32	<b>32</b>	0.1%

\* Note: Although National Federations (NFs) themselves are not signatories to the World Anti-Doping Code and therefore not entitled to authorize testing independently, the rules of some National Anti-Doping Agencies and International Sport Federations may delegate testing authority to these bodies. Tests attributed to NFs therefore may in some instances be a part of NADO or IF programs.

**Table 11: Total ABP Samples by Testing Authority\* (continued)**

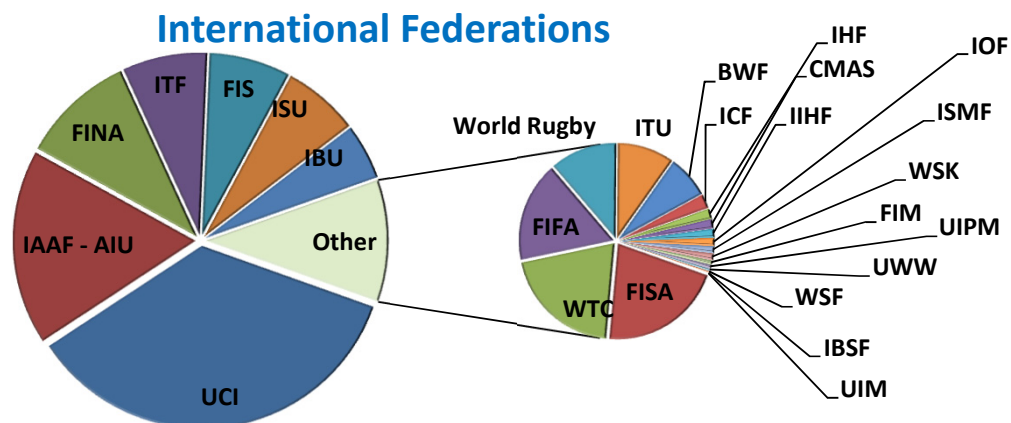
ADAMS Code	Testing Authority (TA)	IC	OOC	Total	%
IHF	International Handball Federation	21	8	29	0.1%
CMAS	World Underwater Federation	-	26	26	0.1%
LTU-NADO	Lithuanian Anti-Doping Agency	-	25	25	0.1%
IIHF	International Ice Hockey Federation	-	24	24	0.1%
BNADA	Belarus National Anti-Doping Agency	16	8	24	0.1%
IOF	International Orienteering Federation	-	22	22	0.1%
KADA	Korea Anti-Doping Agency	-	21	21	0.1%
ABCD	Brasilian Authority on Anti-Doping Control	1	19	20	0.07%
ADAS	Anti-Doping Agency of Serbia	-	20	20	0.07%
NADC Ukraine	National Anti-doping Center of Ukraine	-	20	20	0.07%
ISMF	International Ski Mountaineering Federation	-	19	19	0.07%
WSK	World Skate	-	19	19	0.07%
AAA	Asian Athletics Association	-	18	18	0.06%
AMADA	Azerbaijan National Anti-Doping Agency	1	13	14	0.05%
CITA	Croatian Institute for Toxicology and Anti-Doping	-	14	14	0.05%
LAT-NADO	Anti-Doping department of State Sports Medicine Centre	-	13	13	0.04%
JADCO	Jamaica Anti-Doping Commission	-	13	13	0.04%
FIM	International Motorcycling Federation	12	-	12	0.04%
UIPM	International Modern Pentathlon Union	-	11	11	0.04%
SADA	Slovak Anti-Doping Agency	-	8	8	0.03%
BSADA	Bermuda Sport Anti- Doping Authority	-	8	8	0.03%
UWW	United World Wrestling	5	1	6	0.02%
WSF	World Squash Federation	-	5	5	0.02%
IBSA	International Blind Sport Association	-	5	5	0.02%
SLOADO	Slovenian Antidoping Organization	-	4	4	0.01%
WADA-AMA	World Anti-Doping Agency	-	4	4	0.01%
ISL-NADO	National Olympic and Sports Association of Iceland	-	3	3	0.01%
BUL-NADO	Bulgarian Anti-doping Center	-	3	3	0.01%
CMA Monaco	Monaco Anti-Doping Committee	-	2	2	0.01%
UIM	International Powerboating Union	2	-	2	0.01%
CADC	Czech Anti-Doping Committee	-	2	2	0.01%
CGF	Commonwealth Games Federation	-	2	2	0.01%
IBSF	International Bobsleigh and Skeleton Federation	-	2	2	0.01%
COCOM	Common Community Commission (Brussels)	-	1	1	0.003%
CYADA	Cyprus Anti-Doping Authority	-	1	1	0.003%
AGAD	Andorra National Anti-Doping Commission	-	1	1	0.003%
<b>Totals</b>		<b>3,628</b>	<b>25,502</b>	<b>29,130</b>	



\* Note: Although National Federations (NFs) themselves are not signatories to the World Anti-Doping Code and therefore not entitled to authorize testing independently, the rules of some National Anti-Doping Agencies and International Sport Federations may delegate testing authority to these bodies. Tests attributed to NFs therefore may in some instances be a part of NADO or IF programs.

**Table 12: Total ABP Samples by Testing Authority Category**

ADAMS Code	International Federations	IC	OOC	Total	%
UCI	International Cycling Union	1970	3333	<b>5303</b>	35%
IAAF - AIU	IAAF - Athletics Integrity Unit	63	2529	<b>2592</b>	17%
FINA	International Swimming Federation	6	1512	<b>1518</b>	10%
ITF	International Tennis Federation	230	897	<b>1127</b>	8%
FIS	International Ski Federation	47	1033	<b>1080</b>	7%
ISU	International Skating Union	538	479	<b>1017</b>	7%
IBU	International Biathlon Union	-	742	<b>742</b>	5%
FISA	International Rowing Federation	-	342	<b>342</b>	2%
WTC	World Triathlon Corporation	-	330	<b>330</b>	2%
FIFA	International Federation of Football Associations	101	175	<b>276</b>	2%
World Rugby	World Rugby	-	186	<b>186</b>	1%
ITU	International Triathlon Union	-	158	<b>158</b>	1%
BWF	Badminton World Federation	-	118	<b>118</b>	1%
ICF	International Canoe Federation	-	40	<b>40</b>	0.3%
IHF	International Handball Federation	21	8	<b>29</b>	0.2%
CMAS	World Underwater Federation	-	26	<b>26</b>	0.2%
IIHF	International Ice Hockey Federation	-	24	<b>24</b>	0.2%
IOF	International Orienteering Federation	-	22	<b>22</b>	0.1%
ISMF	International Ski Mountaineering Federation	-	19	<b>19</b>	0.1%
WSK	World Skate	-	19	<b>19</b>	0.1%
FIM	International Motorcycling Federation	12	-	<b>12</b>	0.1%
UIPM	International Modern Pentathlon Union	-	11	<b>11</b>	0.1%
UWW	United World Wrestling	5	1	<b>6</b>	0.04%
WSF	World Squash Federation	-	5	<b>5</b>	0.03%
IBSF	International Bobsleigh and Skeleton Federation	-	2	<b>2</b>	0.01%
UIM	International Powerboating Union	2	-	<b>2</b>	0.01%
<b>Totals</b>		<b>2,995</b>	<b>12,011</b>	<b>15,006</b>	



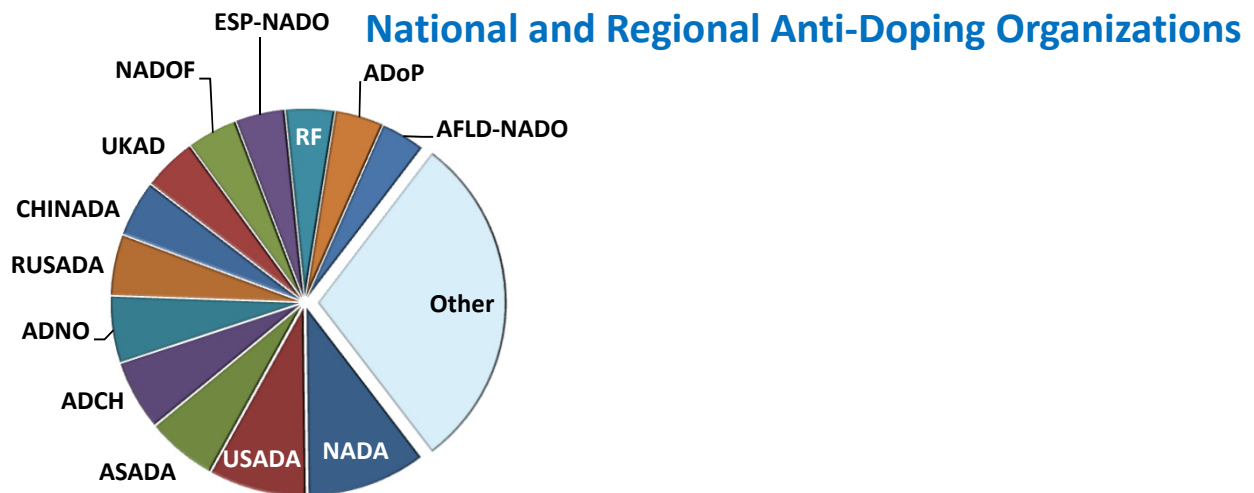


**Table 12: Total ABP Samples by Testing Authority Category - continued**

ADAMS Code	National and Regional Anti-Doping Organizations	IC	OOB	Total	%
NADA	German National Anti-Doping Agency	1	1392	<b>1393</b>	10%
USADA	US Anti-Doping Agency	19	1110	<b>1129</b>	8%
ASADA	Australian Sports Anti-Doping Authority	4	812	<b>816</b>	6%
ADCH	Antidoping Switzerland	-	809	<b>809</b>	6%
ADNO	Anti-Doping Norway	7	761	<b>768</b>	6%
RUSADA	Russian National Anti-Doping Organization	21	682	<b>703</b>	5%
CHINADA	China Anti-Doping Agency	104	548	<b>652</b>	5%
UKAD	UK Anti-Doping	12	609	<b>621</b>	5%
NADOF	NADO Flanders	-	583	<b>583</b>	4%
ESP-NADO	Spain National Anti-Doping Agency	93	475	<b>568</b>	4%
RF	Swedish Sports Confederation	2	563	<b>565</b>	4%
ADoP	Portugal Anti-Doping Agency	1	560	<b>561</b>	4%
AFLD-NADO	French Anti-Doping Agency	111	403	<b>514</b>	4%
TADC	Turkish Anti Doping Commission	152	218	<b>370</b>	3%
CCES	Canadian Centre for Ethics in Sport	8	291	<b>299</b>	2%
FINCIS/FINADA	Finnish Center for Integrity in Sports/Finnish Anti-Doping Agency	3	289	<b>292</b>	2%
ADD	Anti-Doping Denmark	-	262	<b>262</b>	2%
NADA Austria	National Anti-Doping Agency Austria GmbH	-	260	<b>260</b>	2%
SAIDS	South African Institute for Drug-Free Sport	-	243	<b>243</b>	2%
SI	Sport Ireland	-	227	<b>227</b>	2%
NADO ITALIA	Italian National Anti-Doping Agency	3	217	<b>220</b>	2%
BEL-CFWB	French Community of Belgium NADO	11	191	<b>202</b>	1%
DFSNZ	Drug Free Sport New Zealand	-	199	<b>199</b>	1%
POLADA	Polish Anti-Doping Agency	3	182	<b>185</b>	1%
ADAN	Netherlands Anti-Doping Authority	1	171	<b>172</b>	1%
HUNADO	Hungarian Anti-Doping Agency	12	158	<b>170</b>	1%
COL-NADO	Colombian NADO	13	126	<b>139</b>	1%
JADA	Japan Anti-Doping Agency	-	129	<b>129</b>	1%
ADAK	Anti-Doping Agency of Kenya	-	115	<b>115</b>	1%
KAZ-NADO	Kazakhstan National Anti-Doping Centre	34	50	<b>84</b>	1%
EADA	Estonian Anti-Doping Agency	-	82	<b>82</b>	1%
ETH-NADO	Ethiopian Anti doping Organization	-	79	<b>79</b>	0.6%
IND-NADO	National Anti Doping Agency -India	-	33	<b>33</b>	0.2%
AFR-RADO-I	Africa Zone I RADO	-	32	<b>32</b>	0.2%
LTU-NADO	Lithuanian Anti-Doping Agency	-	25	<b>25</b>	0.2%
BNADA	Belarus National Anti-Doping Agency	16	8	<b>24</b>	0.2%
KADA	Korea Anti-Doping Agency	-	21	<b>21</b>	0.2%
ADAS	Anti-Doping Agency of Serbia	-	20	<b>20</b>	0.1%
ABCD	Brasilian Authority on Anti-Doping Control	1	19	<b>20</b>	0.1%
NADC Ukraine	National Anti-doping Center of Ukraine	-	20	<b>20</b>	0.1%
CITA	Croatian Institute for Toxicology and Anti-Doping	-	14	<b>14</b>	0.1%
AMADA	Azerbaijan National Anti-Doping Agency	1	13	<b>14</b>	0.1%
JADCO	Jamaica Anti-Doping Commission	-	13	<b>13</b>	0.1%
LAT-NADO	Anti-Doping department of State Sports Medicine Centre	-	13	<b>13</b>	0.09%
BSADA	Bermuda Sport Anti- Doping Authority	-	8	<b>8</b>	0.06%
SADA	Slovak Anti-Doping Agency	-	8	<b>8</b>	0.06%
SLOADO	Slovenian Antidoping Organization	-	4	<b>4</b>	0.03%
BUL-NADO	Bulgarian Anti-doping Center	-	3	<b>3</b>	0.02%
ISL-NADO	National Olympic and Sports Association of Iceland	-	3	<b>3</b>	0.02%
CMA Monaco	Monaco Anti-Doping Committee	-	2	<b>2</b>	0.01%

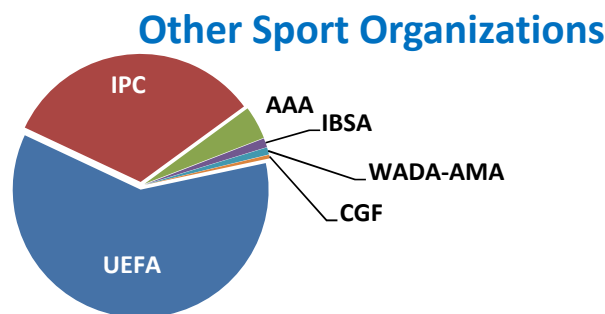
**Table 12: Total ABP Samples by Testing Authority Category - continued**

ADAMS Code	National and Regional Anti-Doping Organizations	IC	OOC	Total	%
CADC	Czech Anti-Doping Committee	-	2	<b>2</b>	0.01%
COCOM	Common Community Commission (Brussels)	-	1	<b>1</b>	0.01%
AGAD	Andorra National Anti-Doping Commission	-	1	<b>1</b>	0.01%
CYADA	Cyprus Anti-Doping Authority	-	1	<b>1</b>	0.01%
<b>Totals</b>		<b>633</b>	<b>13,060</b>	<b>13,693</b>	



**Table 12: Total ABP Samples by Testing Authority Category - continued**

ADAMS Code	Other Sport Organizations*	IC	OOC	Total	%
UEFA	Union of European Football Associations	-	260	<b>260</b>	60%
IPC	International Paralympic Committee	-	142	<b>142</b>	33%
AAA	Asian Athletics Association	-	18	<b>18</b>	4%
IBSA	International Blind Sport Association	-	5	<b>5</b>	1%
WADA-AMA	World Anti-Doping Agency	-	4	<b>4</b>	1%
CGF	Commonwealth Games Federation	-	2	<b>2</b>	0.5%
<b>Totals</b>		<b>-</b>	<b>431</b>	<b>431</b>	



\* Note: Although National Federations (NFs) themselves are not signatories to the World Anti-Doping Code and therefore not entitled to authorize testing independently, the rules of some National Anti-Doping Agencies and International Sport Federations may delegate testing authority to these bodies. Tests attributed to NFs therefore may in some instances be a part of NADO or IF programs.

**Table 13: 2017 ABP Testing Figures - ASOIF Sport - Aquatics**

ADAMS Code	Testing Authority (TA)	IC	OOC	Total	%
FINA	International Swimming Federation	6	1512	<b>1518</b>	64%
CHINADA	China Anti-Doping Agency	28	165	<b>193</b>	8%
NADA	German National Anti-Doping Agency	1	103	<b>104</b>	4%
ASADA	Australian Sports Anti-Doping Authority	-	96	<b>96</b>	4%
ADCH	Antidoping Switzerland	-	48	<b>48</b>	2%
CCES	Canadian Centre for Ethics in Sport	-	34	<b>34</b>	1%
USADA	US Anti-Doping Agency	-	33	<b>33</b>	1%
ADD	Anti-Doping Denmark	-	30	<b>30</b>	1%
SAIDS	South African Institute for Drug-Free Sport	-	29	<b>29</b>	1%
RUSADA	Russian National Anti-Doping Organization	2	26	<b>28</b>	1%
ESP-NADO	Spain National Anti-Doping Agency	-	27	<b>27</b>	1%
RF	Swedish Sports Confederation	-	25	<b>25</b>	1%
NADO ITALIA	Italian National Anti-Doping Agency	3	21	<b>24</b>	1%
FINCIS/FINADA	Finnish Center for Integrity in Sports/Finnish Anti-Doping Agency	-	21	<b>21</b>	1%
HUNADO	Hungarian Anti-Doping Agency	-	21	<b>21</b>	1%
ADNO	Anti-Doping Norway	-	19	<b>19</b>	1%
BEL-CFWB	French Community of Belgium NADO	-	16	<b>16</b>	1%
NADOF	NADO Flanders	-	15	<b>15</b>	1%
AFLD-NADO	French Anti-Doping Agency	-	14	<b>14</b>	1%
SI	Sport Ireland	-	14	<b>14</b>	1%
NADA Austria	National Anti-Doping Agency Austria GmbH	-	14	<b>14</b>	1%
ADoP	Portugal Anti-Doping Agency	-	14	<b>14</b>	1%
UKAD	UK Anti-Doping	-	13	<b>13</b>	1%
JADA	Japan Anti-Doping Agency	-	7	<b>7</b>	0.3%
DFSNZ	Drug Free Sport New Zealand	-	4	<b>4</b>	0.2%
EADA	Estonian Anti-Doping Agency	-	4	<b>4</b>	0.2%
AMADA	Azerbaijan National Anti-Doping Agency	-	3	<b>3</b>	0.1%
KADA	Korea Anti-Doping Agency	-	3	<b>3</b>	0.1%
COL-NADO	Colombian NADO	-	3	<b>3</b>	0.1%
ADAN	Netherlands Anti-Doping Authority	-	3	<b>3</b>	0.1%
ADAS	Anti-Doping Agency of Serbia	-	2	<b>2</b>	0.1%
ISL-NADO	National Olympic and Sports Association of Iceland	-	2	<b>2</b>	0.1%
JADCO	Jamaica Anti-Doping Commission	-	1	<b>1</b>	0.04%
WADA-AMA	World Anti-Doping Agency	-	1	<b>1</b>	0.04%
BSADA	Bermuda Sport Anti- Doping Authority	-	1	<b>1</b>	0.04%
<b>Totals</b>		<b>40</b>	<b>2,344</b>	<b>2,384</b>	

**Table 14: 2017 ABP Testing Figures - ASOIF Sport - Archery**

ADAMS Code	Testing Authority (TA)	IC	OOC	Total	%
-	-	-	-	-	-
<b>Totals</b>		<b>0</b>	<b>0</b>	<b>0</b>	

**Table 15: 2017 ABP Testing Figures - ASOIF Sport - Athletics**

ADAMS Code	Testing Authority (TA)	IC	OOO	Total	%
IAAF - AIU	IAAF - Athletics Integrity Unit	62	2529	<b>2591</b>	49%
TADC	Turkish Anti Doping Commission	144	194	<b>338</b>	6%
NADA	German National Anti-Doping Agency	-	215	<b>215</b>	4%
USADA	US Anti-Doping Agency	4	178	<b>182</b>	3%
RUSADA	Russian National Anti-Doping Organization	-	155	<b>155</b>	3%
CHINADA	China Anti-Doping Agency	38	115	<b>153</b>	3%
UKAD	UK Anti-Doping	11	131	<b>142</b>	3%
AFLD-NADO	French Anti-Doping Agency	65	67	<b>132</b>	2%
ADAK	Anti-Doping Agency of Kenya	-	115	<b>115</b>	2%
SAIDS	South African Institute for Drug-Free Sport	-	109	<b>109</b>	2%
ESP-NADO	Spain National Anti-Doping Agency	-	109	<b>109</b>	2%
ADCH	Antidoping Switzerland	-	104	<b>104</b>	2%
ASADA	Australian Sports Anti-Doping Authority	2	91	<b>93</b>	2%
SI	Sport Ireland	-	84	<b>84</b>	2%
ETH-NADO	Ethiopian Anti doping Organization	-	79	<b>79</b>	1%
RF	Swedish Sports Confederation	-	75	<b>75</b>	1%
JADA	Japan Anti-Doping Agency	-	74	<b>74</b>	1%
ADNO	Anti-Doping Norway	-	62	<b>62</b>	1%
CCES	Canadian Centre for Ethics in Sport	-	40	<b>40</b>	1%
FINCIS/FINADA	Finnish Center for Integrity in Sports/Finnish Anti-Doping Agency	-	39	<b>39</b>	1%
BEL-CFWB	French Community of Belgium NADO	-	37	<b>37</b>	1%
NADO ITALIA	Italian National Anti-Doping Agency	-	32	<b>32</b>	1%
ADD	Anti-Doping Denmark	-	32	<b>32</b>	1%
AFR-RADO-I	Africa Zone I RADO	-	32	<b>32</b>	1%
NADOF	NADO Flanders	-	29	<b>29</b>	1%
POLADA	Polish Anti-Doping Agency	-	28	<b>28</b>	1%
BNADA	Belarus National Anti-Doping Agency	16	8	<b>24</b>	0.4%
NADA Austria	National Anti-Doping Agency Austria GmbH	-	23	<b>23</b>	0.4%
DFSNZ	Drug Free Sport New Zealand	-	22	<b>22</b>	0.4%
COL-NADO	Colombian NADO	-	22	<b>22</b>	0.4%
ADAN	Netherlands Anti-Doping Authority	-	21	<b>21</b>	0.4%
NADC Ukraine	National Anti-doping Center of Ukraine	-	20	<b>20</b>	0.4%
AAA	Asian Athletics Association	-	18	<b>18</b>	0.3%
EADA	Estonian Anti-Doping Agency	-	17	<b>17</b>	0.3%
ADoP	Portugal Anti-Doping Agency	-	16	<b>16</b>	0.3%
JADCO	Jamaica Anti-Doping Commission	-	12	<b>12</b>	0.2%
HUNADO	Hungarian Anti-Doping Agency	-	11	<b>11</b>	0.2%
CITA	Croatian Institute for Toxicology and Anti-Doping	-	10	<b>10</b>	0.2%
IND-NADO	National Anti Doping Agency -India	-	10	<b>10</b>	0.2%
ADAS	Anti-Doping Agency of Serbia	-	4	<b>4</b>	0.1%
KADA	Korea Anti-Doping Agency	-	3	<b>3</b>	0.1%
AMADA	Azerbaijan National Anti-Doping Agency	-	3	<b>3</b>	0.1%
AMADA	Azerbaijan National Anti-Doping Agency	-	3	<b>3</b>	0.1%
BSADA	Bermuda Sport Anti- Doping Authority	-	3	<b>3</b>	0.1%
SADA	Slovak Anti-Doping Agency	-	3	<b>3</b>	0.1%
CGF	Commonwealth Games Federation	-	2	<b>2</b>	0.0%
IBSA	International Blind Sport Association	-	2	<b>2</b>	0.04%
ABCD	Brasilian Authority on Anti-Doping Control	1	1	<b>2</b>	0.04%
LTU-NADO	Lithuanian Anti-Doping Agency	-	2	<b>2</b>	0.04%
ISL-NADO	National Olympic and Sports Association of Iceland	-	1	<b>1</b>	0.02%
CYADA	Cyprus Anti-Doping Authority	-	1	<b>1</b>	0.02%
<b>Totals</b>		<b>343</b>	<b>4,993</b>	<b>5,336</b>	

**Table 16: 2017 ABP Testing Figures - ASOIF Sport - Badminton**

ADAMS Code	Testing Authority (TA)	IC	OOC	Total	%
BWF	Badminton World Federation	-	118	<b>118</b>	85%
JADA	Japan Anti-Doping Agency	-	12	<b>12</b>	9%
ADD	Anti-Doping Denmark	-	9	<b>9</b>	6%
<b>Totals</b>		<b>0</b>	<b>139</b>	<b>139</b>	

**Table 17: 2017 ABP Testing Figures - ASOIF Sport - Basketball**

ADAMS Code	Testing Authority (TA)	IC	OOC	Total	%
ASADA	Australian Sports Anti-Doping Authority	-	8	<b>8</b>	50%
AFLD-NADO	French Anti-Doping Agency	-	8	<b>8</b>	6%
<b>Totals</b>		<b>0</b>	<b>16</b>	<b>16</b>	

**Table 18: 2017 ABP Blood Passport Testing Figures - ASOIF Sport - Boxing**

ADAMS Code	Testing Authority (TA)	IC	OOC	Total	%
USADA	US Anti-Doping Agency	7	30	<b>37</b>	27%
UKAD	UK Anti-Doping	-	27	<b>27</b>	19%
BEL-CFWB	French Community of Belgium NADO	-	17	<b>17</b>	12%
RF	Swedish Sports Confederation	-	11	<b>11</b>	8%
SI	Sport Ireland	-	10	<b>10</b>	7%
ADNO	Anti-Doping Norway	-	7	<b>7</b>	5%
COL-NADO	Colombian NADO	-	6	<b>6</b>	4%
NADO ITALIA	Italian National Anti-Doping Agency	-	5	<b>5</b>	4%
HUNADO	Hungarian Anti-Doping Agency	-	5	<b>5</b>	4%
ASADA	Australian Sports Anti-Doping Authority	-	4	<b>4</b>	3%
AFLD-NADO	French Anti-Doping Agency	-	3	<b>3</b>	2%
BUL-NADO	Bulgarian Anti-doping Center	-	2	<b>2</b>	1%
RUSADA	Russian National Anti-Doping Organization	-	2	<b>2</b>	1%
AMADA	Azerbaijan National Anti-Doping Agency	-	1	<b>1</b>	1%
LTU-NADO	Lithuanian Anti-Doping Agency	-	1	<b>1</b>	0.7%
NADO F	NADO Flanders	-	1	<b>1</b>	0.7%
<b>Totals</b>		<b>7</b>	<b>132</b>	<b>139</b>	

**Table 19: 2017 ABP Blood Passport Testing Figures - ASOIF Sport- Canoe / Kayak**

ADAMS Code	Testing Authority (TA)	IC	OOB	Total	%
NADA	German National Anti-Doping Agency	-	108	<b>108</b>	20%
HUNADO	Hungarian Anti-Doping Agency	4	50	<b>54</b>	10%
ICF	International Canoe Federation	-	40	<b>40</b>	7%
RUSADA	Russian National Anti-Doping Organization	-	39	<b>39</b>	7%
POLADA	Polish Anti-Doping Agency	-	38	<b>38</b>	7%
ASADA	Australian Sports Anti-Doping Authority	-	35	<b>35</b>	7%
CHINADA	China Anti-Doping Agency	4	30	<b>34</b>	6%
ESP-NADO	Spain National Anti-Doping Agency	-	30	<b>30</b>	6%
ADD	Anti-Doping Denmark	-	22	<b>22</b>	4%
CCES	Canadian Centre for Ethics in Sport	2	15	<b>17</b>	3%
ADNO	Anti-Doping Norway	-	16	<b>16</b>	3%
FINCIS/FINADA	Finnish Center for Integrity in Sports/Finnish Anti-Doping Agency	-	16	<b>16</b>	3%
RF	Swedish Sports Confederation	-	15	<b>15</b>	3%
DFSNZ	Drug Free Sport New Zealand	-	11	<b>11</b>	2%
SI	Sport Ireland	-	9	<b>9</b>	2%
NADA Austria	National Anti-Doping Agency Austria GmbH	-	9	<b>9</b>	2%
SAIDS	South African Institute for Drug-Free Sport	-	7	<b>7</b>	1%
NADO ITALIA	Italian National Anti-Doping Agency	-	7	<b>7</b>	1%
ADAS	Anti-Doping Agency of Serbia	-	7	<b>7</b>	1%
LTU-NADO	Lithuanian Anti-Doping Agency	-	6	<b>6</b>	1%
AFLD-NADO	French Anti-Doping Agency	-	4	<b>4</b>	1%
KADA	Korea Anti-Doping Agency	-	3	<b>3</b>	1%
ADoP	Portugal Anti-Doping Agency	-	3	<b>3</b>	1%
COL-NADO	Colombian NADO	-	3	<b>3</b>	1%
UKAD	UK Anti-Doping	-	1	<b>1</b>	0.2%
EADA	Estonian Anti-Doping Agency	-	1	<b>1</b>	0.2%
<b>Totals</b>		<b>10</b>	<b>525</b>	<b>535</b>	

**Table 20: 2017 ABP Testing Figures - ASOIF Sport - Cycling**

ADAMS Code	Testing Authority (TA)	IC	OOC	Total	%
UCI	<b>International Cycling Union</b>	1970	3307	<b>5277</b>	65%
NADOF	<b>NADO Flanders</b>	-	352	<b>352</b>	4%
ADCH	<b>Antidoping Switzerland</b>	-	306	<b>306</b>	4%
ESP-NADO	<b>Spain National Anti-Doping Agency</b>	84	161	<b>245</b>	3%
USADA	<b>US Anti-Doping Agency</b>	6	214	<b>220</b>	3%
ASADA	<b>Australian Sports Anti-Doping Authority</b>	2	151	<b>153</b>	2%
CHINADA	<b>China Anti-Doping Agency</b>	19	127	<b>146</b>	2%
UKAD	<b>UK Anti-Doping</b>	1	144	<b>145</b>	2%
ADNO	<b>Anti-Doping Norway</b>	1	138	<b>139</b>	2%
BEL-CFWB	<b>French Community of Belgium NADO</b>	11	101	<b>112</b>	1%
AFLD-NADO	<b>French Anti-Doping Agency</b>	27	69	<b>96</b>	1%
RUSADA	<b>Russian National Anti-Doping Organization</b>	10	79	<b>89</b>	1%
CCES	<b>Canadian Centre for Ethics in Sport</b>	-	85	<b>85</b>	1%
SAIDS	<b>South African Institute for Drug-Free Sport</b>	-	79	<b>79</b>	1%
RF	<b>Swedish Sports Confederation</b>	-	75	<b>75</b>	1%
DFSNZ	<b>Drug Free Sport New Zealand</b>	-	72	<b>72</b>	1%
ADoP	<b>Portugal Anti-Doping Agency</b>	-	66	<b>66</b>	1%
COL-NADO	<b>Colombian NADO</b>	13	51	<b>64</b>	1%
SI	<b>Sport Ireland</b>	-	60	<b>60</b>	1%
ADD	<b>Anti-Doping Denmark</b>	-	59	<b>59</b>	1%
NADA	<b>German National Anti-Doping Agency</b>	-	56	<b>56</b>	1%
NADA Austria	<b>National Anti-Doping Agency Austria GmbH</b>	-	46	<b>47</b>	1%
ADAN	<b>Netherlands Anti-Doping Authority</b>	-	41	<b>41</b>	1%
TADC	<b>Turkish Anti Doping Commission</b>	8	22	<b>30</b>	0.4%
IND-NADO	<b>National Anti Doping Agency -India</b>	-	23	<b>23</b>	0.3%
POLADA	<b>Polish Anti-Doping Agency</b>	-	21	<b>21</b>	0.3%
NADO ITALIA	<b>Italian National Anti-Doping Agency</b>	-	19	<b>19</b>	0.2%
ABCD	<b>Brasilian Authority on Anti-Doping Control</b>	-	17	<b>17</b>	0.2%
EADA	<b>Estonian Anti-Doping Agency</b>	-	6	<b>6</b>	0.1%
FINCIS/FINADA	<b>Finnish Center for Integrity in Sports/Finnish Anti-Doping Agency</b>	1	4	<b>5</b>	0.1%
ADAS	<b>Anti-Doping Agency of Serbia</b>	-	5	<b>5</b>	0.1%
AMADA	<b>Azerbaijan National Anti-Doping Agency</b>	-	4	<b>4</b>	0.05%
LAT-NADO	<b>Anti-Doping department of State Sports Medicine Centre</b>	-	4	<b>4</b>	0.05%
HUNADO	<b>Hungarian Anti-Doping Agency</b>	-	4	<b>4</b>	0.05%
KADA	<b>Korea Anti-Doping Agency</b>	-	3	<b>3</b>	0.04%
SADA	<b>Slovak Anti-Doping Agency</b>	-	3	<b>3</b>	0.04%
CITA	<b>Croatian Institute for Toxicology and Anti-Doping</b>	-	2	<b>2</b>	0.02%
CMA Monaco	<b>Monaco Anti-Doping Committee</b>	-	1	<b>1</b>	0.01%
<b>Totals</b>		<b>2,153</b>	<b>5,977</b>	<b>8,131</b>	

**Table 21: 2017 ABP Testing Figures - ASOIF Sport - Equestrian**

ADAMS Code	Testing Authority (TA)	IC	OOC	Total	%
AFLD-NADO	French Anti-Doping Agency	-	1	1	100%
<b>Totals</b>		<b>0</b>	<b>1</b>	<b>1</b>	

**Table 22: 2017 ABP Testing Figures - ASOIF Sport - Fencing**

ADAMS Code	Testing Authority (TA)	IC	OOC	Total	%
HUNADO	Hungarian Anti-Doping Agency	-	2	2	100%
<b>Totals</b>		<b>0</b>	<b>2</b>	<b>2</b>	

**Table 23: 2017 ABP Testing Figures - ASOIF Sport - Field Hockey**

ADAMS Code	Testing Authority (TA)	IC	OOC	Total	%
DFSNZ	Drug Free Sport New Zealand	-	8	8	50%
ASADA	Australian Sports Anti-Doping Authority	-	6	6	38%
USADA	US Anti-Doping Agency	-	2	2	13%
<b>Totals</b>		<b>0</b>	<b>16</b>	<b>16</b>	

**Table 24: 2017 ABP Testing Figures - ASOIF Sport - Football**

ADAMS Code	Testing Authority (TA)	IC	OOC	Total	%
ADoP	Portugal Anti-Doping Agency	-	445	445	29%
FIFA	International Federation of Football Associations	101	175	276	18%
UEFA	Union of European Football Associations	-	260	260	17%
UKAD	UK Anti-Doping	-	139	139	9%
NADOF	NADO Flanders	-	136	136	9%
AFLD-NADO	French Anti-Doping Agency	-	60	60	4%
NADA Austria	National Anti-Doping Agency Austria GmbH	-	52	52	3%
NADA	German National Anti-Doping Agency	-	38	38	2%
RF	Swedish Sports Confederation	-	35	35	2%
NADO ITALIA	Italian National Anti-Doping Agency	-	29	29	2%
ESP-NADO	Spain National Anti-Doping Agency	-	11	11	1%
HUNADO	Hungarian Anti-Doping Agency	-	11	11	1%
POLADA	Polish Anti-Doping Agency	-	9	9	1%
ADNO	Anti-Doping Norway	-	8	8	1%
ASADA	Australian Sports Anti-Doping Authority	-	8	8	1%
WADA-AMA	World Anti-Doping Agency	-	3	3	0.2%
RUSADA	Russian National Anti-Doping Organization	-	3	3	0.2%
ADCH	Antidoping Switzerland	-	3	3	0.2%
USADA	US Anti-Doping Agency	-	1	1	0.1%
<b>Totals</b>		<b>101</b>	<b>1,426</b>	<b>1,527</b>	



**Table 25: 2017 ABP Testing Figures - ASOIF Sport - Golf**

ADAMS Code	Testing Authority (TA)	IC	OOC	Total	%
-	-	-	-	-	-
<b>Totals</b>		<b>0</b>	<b>0</b>	<b>0</b>	

**Table 26: 2017 ABP Testing Figures - ASOIF Sport - Gymnastics**

ADAMS Code	Testing Authority (TA)	IC	OOC	Total	%
USADA	US Anti-Doping Agency	-	3	3	33%
AFLD-NADO	French Anti-Doping Agency	-	2	2	22%
ASADA	Australian Sports Anti-Doping Authority	-	2	2	22%
ADoP	Portugal Anti-Doping Agency	-	1	1	11%
JADA	Japan Anti-Doping Agency	-	1	1	11%
<b>Totals</b>		<b>0</b>	<b>9</b>	<b>9</b>	

**Table 27: 2017 ABP Testing Figures - ASOIF Sport - Handball**

ADAMS Code	Testing Authority (TA)	IC	OOC	Total	%
ADNO	Anti-Doping Norway	-	35	35	41%
IHF	International Handball Federation	21	8	29	34%
AFLD-NADO	French Anti-Doping Agency	-	12	12	14%
HUNADO	Hungarian Anti-Doping Agency	-	8	8	9%
ADCH	Antidoping Switzerland	-	1	1	1%
<b>Totals</b>		<b>21</b>	<b>64</b>	<b>85</b>	

**Table 28: 2017 ABP Testing Figures - ASOIF Sport - Judo**

ADAMS Code	Testing Authority (TA)	IC	OOC	Total	%
USADA	US Anti-Doping Agency	-	7	7	47%
ASADA	Australian Sports Anti-Doping Authority	-	3	3	20%
ADoP	Portugal Anti-Doping Agency	-	2	2	13%
BEL-CFWB	French Community of Belgium NADO	-	1	1	7%
ADNO	Anti-Doping Norway	-	1	1	7%
AFLD-NADO	French Anti-Doping Agency	-	1	1	7%
<b>Totals</b>		<b>0</b>	<b>15</b>	<b>15</b>	

**Table 29: 2017 ABP Testing Figures - ASOIF Sport - Modern Pentathlon**

ADAMS Code	Testing Authority (TA)	IC	OOC	Total	%
UIPM	International Modern Pentathlon Union	-	11	11	27%
RUSADA	Russian National Anti-Doping Organization	-	11	11	27%
AFLD-NADO	French Anti-Doping Agency	-	7	7	17%
SI	Sport Ireland	-	6	6	15%
ASADA	Australian Sports Anti-Doping Authority	-	4	4	10%
POLADA	Polish Anti-Doping Agency	-	2	2	5%
<b>Totals</b>		<b>0</b>	<b>41</b>	<b>41</b>	

**Table 30: 2017 ABP Testing Figures - ASOIF Sport - Rowing**

ADAMS Code	Testing Authority (TA)	IC	OOB	Total	%
FISA	International Rowing Federation	-	333	<b>333</b>	31%
NADA	German National Anti-Doping Agency	-	198	<b>198</b>	18%
RUSADA	Russian National Anti-Doping Organization	-	63	<b>63</b>	6%
CHINADA	China Anti-Doping Agency	8	51	<b>59</b>	5%
ESP-NADO	Spain National Anti-Doping Agency	-	58	<b>58</b>	5%
DFSNZ	Drug Free Sport New Zealand	-	55	<b>55</b>	5%
ASADA	Australian Sports Anti-Doping Authority	-	48	<b>48</b>	4%
POLADA	Polish Anti-Doping Agency	-	36	<b>36</b>	3%
ADD	Anti-Doping Denmark	-	33	<b>33</b>	3%
UKAD	UK Anti-Doping	-	31	<b>31</b>	3%
ADNO	Anti-Doping Norway	-	24	<b>24</b>	2%
AFLD-NADO	French Anti-Doping Agency	-	21	<b>21</b>	2%
ADCH	Antidoping Switzerland	-	18	<b>18</b>	2%
NADA Austria	National Anti-Doping Agency Austria GmbH	-	14	<b>14</b>	1%
RF	Swedish Sports Confederation	-	12	<b>12</b>	1%
CCES	Canadian Centre for Ethics in Sport	-	12	<b>12</b>	1%
EADA	Estonian Anti-Doping Agency	-	11	<b>11</b>	1%
NADO ITALIA	Italian National Anti-Doping Agency	-	10	<b>10</b>	1%
SAIDS	South African Institute for Drug-Free Sport	-	8	<b>8</b>	1%
LTU-NADO	Lithuanian Anti-Doping Agency	-	7	<b>7</b>	1%
FINCIS/FINADA	Finnish Center for Integrity in Sports/Finnish Anti-Doping Agency	-	7	<b>7</b>	1%
SI	Sport Ireland	-	6	<b>6</b>	0.6%
HUNADO	Hungarian Anti-Doping Agency	-	4	<b>4</b>	0.4%
LAT-NADO	Anti-Doping department of State Sports Medicine Centre	-	3	<b>3</b>	0.3%
KADA	Korea Anti-Doping Agency	-	3	<b>3</b>	0.3%
USADA	US Anti-Doping Agency	-	2	<b>2</b>	0.2%
ADAS	Anti-Doping Agency of Serbia	-	2	<b>2</b>	0.2%
CITA	Croatian Institute for Toxicology and Anti-Doping	-	2	<b>2</b>	0.2%
TADC	Turkish Anti Doping Commission	-	2	<b>2</b>	0.2%
AMADA	Azerbaijan National Anti-Doping Agency	-	1	<b>1</b>	0.1%
<b>Totals</b>		<b>8</b>	<b>1075</b>	<b>1083</b>	

**Table 31: 2017 ABP Testing Figures - ASOIF Sport - Rugby Union**

ADAMS Code	Testing Authority (TA)	IC	OOB	Total	%
World Rugby	World Rugby	-	186	<b>186</b>	82%
AFLD-NADO	French Anti-Doping Agency	10	17	<b>27</b>	12%
NADO ITALIA	Italian National Anti-Doping Agency	-	10	<b>10</b>	4%
USADA	US Anti-Doping Agency	-	3	<b>3</b>	1%
<b>Totals</b>		<b>10</b>	<b>216</b>	<b>226</b>	

**Table 32: 2017 ABP Testing Figures - ASOIF Sport - Sailing**

ADAMS Code	Testing Authority (TA)	IC	OOC	Total	%
ADoP	Portugal Anti-Doping Agency	1	4	5	6%
AFLD-NADO	French Anti-Doping Agency	-	1	1	1%
<b>Totals</b>		<b>1</b>	<b>5</b>	<b>6</b>	

**Table 33: 2017 ABP Testing Figures - ASOIF Sport - Shooting**

ADAMS Code	Testing Authority (TA)	IC	OOC	Total	%
-	-	-	-	-	-
<b>Totals</b>		<b>0</b>	<b>0</b>	<b>0</b>	

**Table 34: 2017 ABP Testing Figures - ASOIF Sport - Table Tennis**

ADAMS Code	Testing Authority (TA)	IC	OOC	Total	%
-	-	-	-	-	-
<b>Totals</b>		<b>0</b>	<b>0</b>	<b>0</b>	

**Table 35: 2017 ABP Testing Figures - ASOIF Sport - Taekwondo**

ADAMS Code	Testing Authority (TA)	IC	OOC	Total	%
ASADA	Australian Sports Anti-Doping Authority	-	11	11	50%
AFLD-NADO	French Anti-Doping Agency	-	8	8	36%
ADNO	Anti-Doping Norway	-	3	3	14%
<b>Totals</b>		<b>0</b>	<b>22</b>	<b>22</b>	

**Table 36: 2017 ABP Testing Figures - ASOIF Sport - Tennis**

ADAMS Code	Testing Authority (TA)	IC	OOC	Total	%
ITF	International Tennis Federation	230	818	1048	97%
UKAD	UK Anti-Doping	-	13	13	1%
USADA	US Anti-Doping Agency	-	6	6	1%
NADA Austria	National Anti-Doping Agency Austria GmbH	-	4	4	0.4%
ESP-NADO	Spain National Anti-Doping Agency	-	4	4	0.4%
ADD	Anti-Doping Denmark	-	2	2	0.2%
CMA Monaco	Monaco Anti-Doping Committee	-	1	1	0.1%
ADCH	Antidoping Switzerland	-	1	1	0.1%
<b>Totals</b>		<b>230</b>	<b>849</b>	<b>1,079</b>	

**Table 37: 2017 ABP Testing Figures - ASOIF Sport - Triathlon**

ADAMS Code	Testing Authority (TA)	IC	OOC	Total	%
ITU	International Triathlon Union	-	148	<b>148</b>	20%
NADA	German National Anti-Doping Agency	-	69	<b>69</b>	9%
UKAD	UK Anti-Doping	-	59	<b>59</b>	8%
ESP-NADO	Spain National Anti-Doping Agency	9	42	<b>51</b>	7%
ADCH	Antidoping Switzerland	-	48	<b>48</b>	7%
NADOF	NADO Flanders	-	42	<b>42</b>	6%
CHINADA	China Anti-Doping Agency	4	34	<b>38</b>	5%
ASADA	Australian Sports Anti-Doping Authority	-	33	<b>33</b>	5%
ADD	Anti-Doping Denmark	-	28	<b>28</b>	4%
AFLD-NADO	French Anti-Doping Agency	9	16	<b>25</b>	3%
RF	Swedish Sports Confederation	-	23	<b>23</b>	3%
ADNO	Anti-Doping Norway	-	22	<b>22</b>	3%
FINCIS/FINADA	Finnish Center for Integrity in Sports/Finnish Anti-Doping Agency	-	20	<b>20</b>	3%
DFSNZ	Drug Free Sport New Zealand	-	20	<b>20</b>	3%
NADA Austria	National Anti-Doping Agency Austria GmbH	-	19	<b>19</b>	3%
CCES	Canadian Centre for Ethics in Sport	-	16	<b>16</b>	2%
BEL-CFWB	French Community of Belgium NADO	-	11	<b>11</b>	2%
SAIDS	South African Institute for Drug-Free Sport	-	9	<b>9</b>	1%
ADAN	Netherlands Anti-Doping Authority	-	8	<b>8</b>	1%
RUSADA	Russian National Anti-Doping Organization	-	7	<b>7</b>	1%
NADO ITALIA	Italian National Anti-Doping Agency	-	7	<b>7</b>	1%
USADA	US Anti-Doping Agency	-	6	<b>6</b>	1%
EADA	Estonian Anti-Doping Agency	-	6	<b>6</b>	1%
SI	Sport Ireland	-	5	<b>5</b>	1%
COL-NADO	Colombian NADO	-	3	<b>3</b>	0.4%
BSADA	Bermuda Sport Anti- Doping Authority	-	3	<b>3</b>	0.4%
JADA	Japan Anti-Doping Agency	-	3	<b>3</b>	0.4%
ADoP	Portugal Anti-Doping Agency	-	2	<b>2</b>	0.3%
COCOM	Common Community Commission (Brussels)	-	1	<b>1</b>	0.1%
AMADA	Azerbaijan National Anti-Doping Agency	-	1	<b>1</b>	0.1%
<b>Totals</b>		<b>22</b>	<b>711</b>	<b>733</b>	

**Table 38: 2017 ABP Testing Figures - ASOIF Sport - Volleyball**

ADAMS Code	Testing Authority (TA)	IC	OOC	Total	%
AFLD-NADO	French Anti-Doping Agency	-	10	<b>10</b>	100%
<b>Totals</b>		<b>0</b>	<b>10</b>	<b>10</b>	

**Table 39: 2017 ABP Testing Figures - ASOIF Sport - Weightlifting**

ADAMS Code	Testing Authority (TA)	IC	OOC	Total	%
USADA	US Anti-Doping Agency	-	60	<b>60</b>	73%
ASADA	Australian Sports Anti-Doping Authority	-	14	<b>14</b>	17%
HUNADO	Hungarian Anti-Doping Agency	-	4	<b>4</b>	5%
ADD	Anti-Doping Denmark	-	1	<b>1</b>	1%
NADA Austria	National Anti-Doping Agency Austria GmbH	-	1	<b>1</b>	1%
CCES	Canadian Centre for Ethics in Sport	-	1	<b>1</b>	1%
COL-NADO	Colombian NADO	-	1	<b>1</b>	1%
<b>Totals</b>		<b>0</b>	<b>82</b>	<b>82</b>	

**Table 40: 2017 ABP Testing Figures - ASOIF Sport - Wrestling**

ADAMS Code	Testing Authority (TA)	IC	OOC	Total	%
RF	Swedish Sports Confederation	-	20	<b>20</b>	29%
USADA	US Anti-Doping Agency	-	16	<b>16</b>	23%
ADNO	Anti-Doping Norway	-	9	<b>9</b>	13%
UWW	United World Wrestling	5	1	<b>6</b>	9%
COL-NADO	Colombian NADO	-	5	<b>5</b>	7%
ASADA	Australian Sports Anti-Doping Authority	-	4	<b>4</b>	6%
ADD	Anti-Doping Denmark	-	4	<b>4</b>	6%
HUNADO	Hungarian Anti-Doping Agency	-	2	<b>2</b>	3%
BUL-NADO	Bulgarian Anti-doping Center	-	1	<b>1</b>	1%
AMADA	Azerbaijan National Anti-Doping Agency	1		<b>1</b>	1%
LTU-NADO	Lithuanian Anti-Doping Agency	-	1	<b>1</b>	1%
<b>Totals</b>		<b>6</b>	<b>63</b>	<b>69</b>	

**Table 41: 2017 ABP Testing Figures - AIOWF Sport - Biathlon**

ADAMS Code	Testing Authority (TA)	IC	OOC	Total	%
IBU	International Biathlon Union	-	741	<b>741</b>	55%
NADA	German National Anti-Doping Agency	-	159	<b>159</b>	12%
RUSADA	Russian National Anti-Doping Organization	8	84	<b>92</b>	7%
ADNO	Anti-Doping Norway	-	64	<b>64</b>	5%
RF	Swedish Sports Confederation	-	60	<b>60</b>	4%
ADCH	Antidoping Switzerland	-	50	<b>50</b>	4%
KAZ-NADO	Kazakhstan National Anti-Doping Centre	22	13	<b>35</b>	3%
NADA Austria	National Anti-Doping Agency Austria GmbH	-	26	<b>26</b>	2%
FINCIS/FINADA	Finnish Center for Integrity in Sports/Finnish Anti-Doping Agency	-	22	<b>22</b>	2%
CCES	Canadian Centre for Ethics in Sport	-	16	<b>16</b>	1%
POLADA	Polish Anti-Doping Agency	-	15	<b>15</b>	1%
AFLD-NADO	French Anti-Doping Agency	-	12	<b>12</b>	1%
NADO ITALIA	Italian National Anti-Doping Agency	-	12	<b>12</b>	1%
USADA	US Anti-Doping Agency	-	11	<b>11</b>	1%
EADA	Estonian Anti-Doping Agency	-	10	<b>10</b>	1%
UKAD	UK Anti-Doping	-	5	<b>5</b>	0.4%
LAT-NADO	Anti-Doping department of State Sports Medicine Centre	-	4	<b>4</b>	0.3%
ASADA	Australian Sports Anti-Doping Authority	-	3	<b>3</b>	0.2%
LTU-NADO	Lithuanian Anti-Doping Agency	-	3	<b>3</b>	0.2%
SADA	Slovak Anti-Doping Agency	-	2	<b>2</b>	0.1%
KADA	Korea Anti-Doping Agency	-	2	<b>2</b>	0.1%
CADC	Czech Anti-Doping Committee	-	2	<b>2</b>	0.1%
<b>Totals</b>		<b>30</b>	<b>1316</b>	<b>1346</b>	

**Table 42: 2017 ABP Testing Figures - AIOWF Sport - Bobsleigh**

ADAMS Code	Testing Authority (TA)	IC	OOC	Total	%
ADCH	Antidoping Switzerland	-	40	<b>40</b>	57%
USADA	US Anti-Doping Agency	-	17	<b>17</b>	24%
ASADA	Australian Sports Anti-Doping Authority	-	5	<b>5</b>	7%
AFLD-NADO	French Anti-Doping Agency	-	3	<b>3</b>	4%
NADA Austria	National Anti-Doping Agency Austria GmbH	-	2	<b>2</b>	3%
IBSF	International Bobsleigh and Skeleton Federation	-	2	<b>2</b>	3%
NADOF	NADO Flanders	-	1	<b>1</b>	1%
<b>Totals</b>		<b>0</b>	<b>70</b>	<b>70</b>	

**Table 43: 2017 ABP Testing Figures - AIOWF Sport - Curling**

ADAMS Code	Testing Authority (TA)	IC	OOC	Total	%
-	-	-	-	-	-
<b>Totals</b>		<b>0</b>	<b>0</b>	<b>0</b>	

**Table 44: 2017 ABP Testing Figures - AIOWF Sport - Ice Hockey**

ADAMS Code	Testing Authority (TA)	IC	OOC	Total	%
IIHF	International Ice Hockey Federation	-	24	24	60%
NADA Austria	National Anti-Doping Agency Austria GmbH	-	8	8	20%
HUNADO	Hungarian Anti-Doping Agency	8	-	8	20%
<b>Totals</b>		<b>8</b>	<b>32</b>	<b>40</b>	

**Table 45: 2017 ABP Testing Figures - AIOWF Sport - Luge**

ADAMS Code	Testing Authority (TA)	IC	OOC	Total	%
USADA	US Anti-Doping Agency	-	2	2	5%
ADCH	Antidoping Switzerland	-	1	1	3%
ASADA	Australian Sports Anti-Doping Authority	-	1	1	3%
<b>Totals</b>		<b>0</b>	<b>4</b>	<b>4</b>	

**Table 46: 2017 ABP Testing Figures - AIOWF Sport - Skating**

ADAMS Code	Testing Authority (TA)	IC	OOC	Total	%
ISU	International Skating Union	538	479	1017	63%
ADAN	Netherlands Anti-Doping Authority	1	97	98	6%
NADA	German National Anti-Doping Agency	-	85	85	5%
ADNO	Anti-Doping Norway	2	51	53	3%
CCES	Canadian Centre for Ethics in Sport	-	42	42	3%
ASADA	Australian Sports Anti-Doping Authority	-	36	36	2%
RUSADA	Russian National Anti-Doping Organization	-	34	34	2%
USADA	US Anti-Doping Agency	-	33	33	2%
FINCIS/FINADA	Finnish Center for Integrity in Sports/Finnish Anti-Doping Agency	-	30	30	2%
CHINADA	China Anti-Doping Agency	3	26	29	2%
POLADA	Polish Anti-Doping Agency	3	25	28	2%
HUNADO	Hungarian Anti-Doping Agency	-	26	26	2%
JADA	Japan Anti-Doping Agency	-	26	26	2%
RF	Swedish Sports Confederation	-	15	15	1%
NADO ITALIA	Italian National Anti-Doping Agency	-	13	13	1%
KAZ-NADO	Kazakhstan National Anti-Doping Centre	12	-	12	1%
ADCH	Antidoping Switzerland	-	8	8	0.5%
EADA	Estonian Anti-Doping Agency	-	7	7	0.4%
ADD	Anti-Doping Denmark	-	6	6	0.4%
AFLD-NADO	French Anti-Doping Agency	-	5	5	0.3%
KADA	Korea Anti-Doping Agency	-	3	3	0.2%
NADA Austria	National Anti-Doping Agency Austria GmbH	-	2	2	0.1%
NADOF	NADO Flanders	-	1	1	0.1%
<b>Totals</b>		<b>559</b>	<b>1050</b>	<b>1,609</b>	

**Table 47: 2017 ABP Testing Figures - AIOWF Sport - Skiing**

ADAMS Code	Testing Authority (TA)	IC	OOC	Total	%
FIS	International Ski Federation	47	1033	<b>1080</b>	45%
ADNO	Anti-Doping Norway	-	251	<b>251</b>	10%
NADA	German National Anti-Doping Agency	-	232	<b>232</b>	10%
RUSADA	Russian National Anti-Doping Organization	-	174	<b>174</b>	7%
RF	Swedish Sports Confederation	2	154	<b>156</b>	6%
FINCIS/FINADA	Finnish Center for Integrity in Sports/Finnish Anti-Doping Agency	2	128	<b>130</b>	5%
ADCH	Antidoping Switzerland	-	114	<b>114</b>	5%
AFLD-NADO	French Anti-Doping Agency	-	51	<b>51</b>	2%
NADA Austria	National Anti-Doping Agency Austria GmbH	-	40	<b>40</b>	2%
KAZ-NADO	Kazakhstan National Anti-Doping Centre	-	37	<b>37</b>	2%
ASADA	Australian Sports Anti-Doping Authority	-	35	<b>35</b>	1%
USADA	US Anti-Doping Agency	-	25	<b>25</b>	1%
CCES	Canadian Centre for Ethics in Sport	3	19	<b>22</b>	1%
EADA	Estonian Anti-Doping Agency	-	20	<b>20</b>	1%
NADO ITALIA	Italian National Anti-Doping Agency	-	13	<b>13</b>	1%
ESP-NADO	Spain National Anti-Doping Agency	-	9	<b>9</b>	0.4%
POLADA	Polish Anti-Doping Agency	-	8	<b>8</b>	0.3%
UKAD	UK Anti-Doping	-	8	<b>8</b>	0.3%
SLOADO	Slovenian Antidoping Organization	-	4	<b>4</b>	0.2%
JADA	Japan Anti-Doping Agency	-	4	<b>4</b>	0.2%
ADD	Anti-Doping Denmark	-	3	<b>3</b>	0.1%
HUNADO	Hungarian Anti-Doping Agency	-	2	<b>2</b>	0.1%
LAT-NADO	Anti-Doping department of State Sports Medicine Centre	-	2	<b>2</b>	0.1%
LTU-NADO	Lithuanian Anti-Doping Agency	-	2	<b>2</b>	0.1%
KADA	Korea Anti-Doping Agency	-	1	<b>1</b>	0.04%
AGAD	Andorra National Anti-Doping Commission	-	1	<b>1</b>	0.04%
<b>Totals</b>		<b>54</b>	<b>2,370</b>	<b>2,424</b>	



**Table 48: Total 2017 ABP Testing Figures - ARISF Sports**

<b>American Football</b>					
<b>ADAMS Code</b>	<b>Testing Authority (TA)</b>	<b>IC</b>	<b>OOC</b>	<b>Total</b>	<b>%</b>
CCES	Canadian Centre for Ethics in Sport	3	-	<b>3</b>	100%
<b>Totals</b>		<b>3</b>	<b>0</b>	<b>3</b>	
<b>Cricket</b>					
<b>ADAMS Code</b>	<b>Testing Authority (TA)</b>	<b>IC</b>	<b>OOC</b>	<b>Total</b>	<b>%</b>
ASADA	Australian Sports Anti-Doping Authority	-	24	<b>24</b>	100%
<b>Totals</b>		<b>0</b>	<b>24</b>	<b>24</b>	
<b>Life Saving</b>					
<b>ADAMS Code</b>	<b>Testing Authority (TA)</b>	<b>IC</b>	<b>OOC</b>	<b>Total</b>	<b>%</b>
ASADA	Australian Sports Anti-Doping Authority	-	18	<b>18</b>	100%
<b>Totals</b>		<b>0</b>	<b>18</b>	<b>18</b>	
<b>Motorcycling</b>					
<b>ADAMS Code</b>	<b>Testing Authority (TA)</b>	<b>IC</b>	<b>OOC</b>	<b>Total</b>	<b>%</b>
FIM	International Motorcycling Federation	12	-	<b>12</b>	55%
USADA	US Anti-Doping Agency	-	10	<b>10</b>	45%
<b>Totals</b>		<b>12</b>	<b>10</b>	<b>22</b>	
<b>Mountaineering and Climbing</b>					
<b>ADAMS Code</b>	<b>Testing Authority (TA)</b>	<b>IC</b>	<b>OOC</b>	<b>Total</b>	<b>%</b>
NADA	German National Anti-Doping Agency	-	1	<b>1</b>	50%
ADCH	Antidoping Switzerland	-	1	<b>1</b>	50%
<b>Totals</b>		<b>0</b>	<b>2</b>	<b>2</b>	
<b>Muaythai</b>					
<b>ADAMS Code</b>	<b>Testing Authority (TA)</b>	<b>IC</b>	<b>OOC</b>	<b>Total</b>	<b>%</b>
RF	Swedish Sports Confederation	-	16	<b>16</b>	100%
<b>Totals</b>		<b>0</b>	<b>16</b>	<b>16</b>	
<b>Netball</b>					
<b>ADAMS Code</b>	<b>Testing Authority (TA)</b>	<b>IC</b>	<b>OOC</b>	<b>Total</b>	<b>%</b>
ASADA	Australian Sports Anti-Doping Authority	-	2	<b>2</b>	100%
<b>Totals</b>		<b>0</b>	<b>2</b>	<b>2</b>	

**Table 48: Total 2017 ABP Testing Figures - ARISF Sports - continued**

<b>Orienteering</b>					
ADAMS Code	Testing Authority (TA)	IC	OOC	Total	%
IOF	International Orienteering Federation	-	22	22	28%
ADNO	Anti-Doping Norway	-	18	18	23%
RF	Swedish Sports Confederation	-	12	12	15%
ADD	Anti-Doping Denmark	-	12	12	15%
ADCH	Antidoping Switzerland	-	12	12	15%
AFLD-NADO	French Anti-Doping Agency	-	2	2	3%
FINCIS/FINADA	Finnish Center for Integrity in Sports/Finnish Anti-Doping Agency	-	1	1	1%
<b>Totals</b>		<b>0</b>	<b>79</b>	<b>79</b>	
<b>Powerboating</b>					
ADAMS Code	Testing Authority (TA)	IC	OOC	Total	%
UIM	International Powerboating Union	2	-	2	100%
<b>Totals</b>		<b>2</b>	<b>0</b>	<b>2</b>	
<b>Roller Sports</b>					
ADAMS Code	Testing Authority (TA)	IC	OOC	Total	%
WSK	World Skate	-	19	19	42%
COL-NADO	Colombian NADO	-	7	7	16%
ADoP	Portugal Anti-Doping Agency	-	1	1	2%
NADOF	NADO Flanders	-	1	1	2%
ADCH	Antidoping Switzerland	-	1	1	2%
NADO ITALIA	Italian National Anti-Doping Agency	-	1	1	2%
<b>Totals</b>		<b>0</b>	<b>30</b>	<b>30</b>	
<b>Ski-Mountaineering</b>					
ADAMS Code	Testing Authority (TA)	IC	OOC	Total	%
ISMF	International Ski Mountaineering Federation	-	19	19	42%
NADA	German National Anti-Doping Agency	-	11	11	24%
ADCH	Antidoping Switzerland	-	9	9	20%
NADO ITALIA	Italian National Anti-Doping Agency	-	6	6	13%
<b>Totals</b>		<b>0</b>	<b>45</b>	<b>45</b>	
<b>Squash</b>					
ADAMS Code	Testing Authority (TA)	IC	OOC	Total	%
WSF	World Squash Federation	-	5	5	71%
UKAD	UK Anti-Doping	-	2	2	29%
<b>Totals</b>		<b>-</b>	<b>7</b>	<b>7</b>	
<b>Underwater Sports</b>					
ADAMS Code	Testing Authority (TA)	IC	OOC	Total	%
CMAS	World Underwater Federation	-	26	26	100%
<b>Totals</b>		<b>0</b>	<b>26</b>	<b>26</b>	

**Table 49: Total 2017 ABP Testing Figures - AIMS Sports**

### Bodybuilding

ADAMS Code	Testing Authority (TA)	IC	OOC	Total	%
NADOF	NADO Flanders	-	1	1	100%
<b>Totals</b>		<b>0</b>	<b>1</b>	<b>1</b>	

### Kickboxing

ADAMS Code	Testing Authority (TA)	IC	OOC	Total	%
HUNADO	Hungarian Anti-Doping Agency	-	8	8	62%
ADNO	Anti-Doping Norway	-	4	4	31%
RF	Swedish Sports Confederation	-	1	1	8%
<b>Totals</b>		<b>0</b>	<b>13</b>	<b>13</b>	

### Powerlifting

ADAMS Code	Testing Authority (TA)	IC	OOC	Total	%
NADOF	NADO Flanders	-	2	2	50%
ADD	Anti-Doping Denmark	-	2	2	50%
<b>Totals</b>		<b>0</b>	<b>4</b>	<b>4</b>	

**Table 50: Total 2017 ABP Testing Figures - IPC Sports**

**Alpine Skiing**

Discipline	ADAMS Code	Testing Authority (TA)	IC	OOB	Total	%
Para-Alpine Skiing	USADA	US Anti-Doping Agency	-	1	1	6%
			<b>0</b>	<b>1</b>	<b>1</b>	

**Aquatics**

Discipline	ADAMS Code	Testing Authority (TA)	IC	OOB	Total	%
Para-Swimming	ADNO	Anti-Doping Norway	-	5	5	29%
	COL-NADO	Colombian NADO	-	5	5	29%
	ASADA	Australian Sports Anti-Doping Authority	-	4	4	24%
	ADD	Anti-Doping Denmark	-	1	1	6%
	ESP-NADO	Spain National Anti-Doping Agency	-	1	1	6%
	DFSNZ	Drug Free Sport New Zealand	-	1	1	6%
			<b>0</b>	<b>17</b>	<b>17</b>	

**Athletics**

Discipline	ADAMS Code	Testing Authority (TA)	IC	OOB	Total	%
IPC Long Distance 3000m+ (R)	ESP-NADO	Spain National Anti-Doping Agency	-	3	3	3%
	IPC	International Paralympic Committee	-	31	31	35%
	ADCH	Antidoping Switzerland	-	14	14	16%
	SI	Sport Ireland	-	10	10	11%
	COL-NADO	Colombian NADO	-	10	10	11%
	CCES	Canadian Centre for Ethics in Sport	-	7	7	8%
	UKAD	UK Anti-Doping	-	5	5	6%
	ESP-NADO	Spain National Anti-Doping Agency	-	4	4	5%
	BEL-CFWB	French Community of Belgium NADO	-	1	1	1%
	USADA	US Anti-Doping Agency	-	1	1	1%
	ADD	Anti-Doping Denmark	-	1	1	1%
	DFSNZ	Drug Free Sport New Zealand	-	1	1	1%
			<b>0</b>	<b>88</b>	<b>88</b>	

**Biathlon**

Discipline	ADAMS Code	Testing Authority (TA)	IC	OOB	Total	%
Para-Biathlon	RUSADA	Russian National Anti-Doping Organization	-	2	2	67%
	IPC	International Paralympic Committee	-	1	1	33%
			<b>0</b>	<b>3</b>	<b>3</b>	

**Cross-Country Skiing**

Discipline	ADAMS Code	Testing Authority (TA)	IC	OOB	Total	%
Para-Cross Country Skiing	IPC	International Paralympic Committee	-	110	110	95%
	CCES	Canadian Centre for Ethics in Sport	-	3	3	3%
	JADA	Japan Anti-Doping Agency	-	2	2	2%
	USADA	US Anti-Doping Agency	-	1	1	1%
			<b>0</b>	<b>116</b>	<b>116</b>	

**Ice Hockey**

Discipline	ADAMS Code	Testing Authority (TA)	IC	OOB	Total	%
Para-Ice Hockey	NADO ITALIA	Italian National Anti-Doping Agency	-	18	18	100%
			<b>0</b>	<b>18</b>	<b>18</b>	

**Table 51: Total 2017 ABP Testing Figures - Sports for Athletes with an Impairment**

**Aquatics**

Sport or Discipline	ADAMS Code	Testing Authority (TA)	IC	OOB	Total	%
CISS Swimming Middle Distance 200-400m	RUSADA	Russian National Anti-Doping Organization	-	1	1	50%
	LTU-NADO	Lithuanian Anti-Doping Agency	-	1	1	50%
<b>Totals</b>			<b>0</b>	<b>2</b>	<b>2</b>	

**Athletics**

Sport or Discipline	ADAMS Code	Testing Authority (TA)	IC	OOB	Total	%
CISS Long Distance 3000m and greater	AFLD-NADO	French Anti-Doping Agency	-	4	4	3%
	IBSA	International Blind Sport Association	-	1	1	1%
	RUSADA	Russian National Anti-Doping Organization	-	1	1	1%
CISS Middle Distance 800-1500m	IAAF - AIU	IAAF - Athletics Integrity Unit	1	-	1	1%
	RUSADA	Russian National Anti-Doping Organization	-	1	1	1%
INAS Long Distance 3000m and greater	IBSA	International Blind Sport Association	-	1	1	1%
				<b>1</b>	<b>9</b>	<b>10</b>

**Boccia**

Sport or Discipline	ADAMS Code	Testing Authority (TA)	IC	OOB	Total	%
Para-Boccia	ADoP	Portugal Anti-Doping Agency	-	2	2	100%
<b>Totals</b>			<b>0</b>	<b>2</b>	<b>2</b>	

**Canoe/Kayak**

Sport or Discipline	ADAMS Code	Testing Authority (TA)	IC	OOB	Total	%
Para-Canoe Sprint	ASADA	Australian Sports Anti-Doping Authority	-	1	1	100%
<b>Totals</b>			<b>0</b>	<b>1</b>	<b>1</b>	

**Cycling**

Discipline	ADAMS Code	Testing Authority (TA)	IC	OOB	Total	%
Para-Cycling**	ADCH	Antidoping Switzerland	-	16	16	13%
	SI	Sport Ireland	-	22	22	17%
	UCI	International Cycling Union	-	20	20	16%
	NADO ITALIA	Italian National Anti-Doping Agency	-	10	10	8%
	COL-NADO	Colombian NADO	-	10	10	8%
Para-Cycling Road**	ADCH	Antidoping Switzerland	-	7	7	5%
	BEL-CFWB	French Community of Belgium NADO	-	7	7	5%
	ESP-NADO	Spain National Anti-Doping Agency	-	4	4	3%
	UKAD	UK Anti-Doping	-	2	2	2%
	NADOF	NADO Flanders	-	2	2	2%
	ADD	Anti-Doping Denmark	-	1	1	1%
	CCES	Canadian Centre for Ethics in Sport	-	1	1	1%
	UKAD	UK Anti-Doping	-	6	6	5%
Para-Cycling Track Endurance**	UCI	International Cycling Union	-	3	3	2%
	ESP-NADO	Spain National Anti-Doping Agency	-	2	2	2%
	ADD	Anti-Doping Denmark	-	1	1	1%
	ASADA	Australian Sports Anti-Doping Authority	-	1	1	1%
Para-Cycling Track Sprint**	ESP-NADO	Spain National Anti-Doping Agency	-	5	5	4%
	UKAD	UK Anti-Doping	-	4	4	3%
	UCI	International Cycling Union	-	3	3	2%
	ASADA	Australian Sports Anti-Doping Authority	-	1	1	1%
			<b>0</b>	<b>128</b>	<b>128</b>	

**Table 51: Total 2017 ABP Testing Figures - Sports for Athletes with an Impairment (continued)**

**Football**

Sport or Discipline	ADAMS Code	Testing Authority (TA)	IC	OOB	Total	%
INAS Futsal	ADoP	Portugal Anti-Doping Agency	-	1	1	100%
<b>Totals</b>			<b>0</b>	<b>1</b>	<b>1</b>	

**Rowing**

Discipline	ADAMS Code	Testing Authority (TA)	IC	OOB	Total	%
Para-Rowing**	FISA	International Rowing Federation	-	9	9	35%
	UKAD	UK Anti-Doping	-	6	6	23%
	NADO ITALIA	Italian National Anti-Doping Agency	-	4	4	15%
	ADNO	Anti-Doping Norway	-	3	3	12%
	AFLD-NADO	French Anti-Doping Agency	-	2	2	8%
	ASADA	Australian Sports Anti-Doping Authority	-	2	2	8%
<b>Totals</b>			<b>0</b>	<b>26</b>	<b>26</b>	

**Skiing**

Sport or Discipline	ADAMS Code	Testing Authority (TA)	IC	OOB	Total	%
CISS Cross Country Skiing	LTU-NADO	Lithuanian Anti-Doping Agency	-	1	1	100%
<b>Totals</b>			<b>0</b>	<b>1</b>	<b>1</b>	

**Tennis**

Discipline	ADAMS Code	Testing Authority (TA)	IC	OOB	Total	%
Wheelchair Tennis**	ITF	International Tennis Federation	-	79	79	94%
	UKAD	UK Anti-Doping	-	5	5	6%
<b>Totals</b>			<b>0</b>	<b>84</b>	<b>84</b>	

**Triathlon**

Discipline	ADAMS Code	Testing Authority (TA)	IC	OOB	Total	%
Para-Triathlon**	ITU	International Triathlon Union	-	10	10	42%
	UKAD	UK Anti-Doping	-	8	8	33%
	ESP-NADO	Spain National Anti-Doping Agency	-	4	4	17%
	SI	Sport Ireland	-	1	1	4%
	AFLD-NADO	French Anti-Doping Agency	-	1	1	4%
<b>Totals</b>			<b>0</b>	<b>24</b>	<b>24</b>	

\*\* Sports and disciplines under the governance of the respective ASOIF IFs.

**Table 52: Total 2017 ABP Testing Figures - Other Sports - Code Signatories**

**Rugby League**

Discipline	ADAMS Code	Testing Authority (TA)	IC	OOB	Total	%
-	DFSNZ	Drug Free Sport New Zealand	-	5	5	83%
-	ASADA	Australian Sports Anti-Doping Authority	-	1	1	17%
<b>Totals</b>			<b>0</b>	<b>6</b>	<b>6</b>	

**Ironman Triathlon**

Discipline	ADAMS Code	Testing Authority (TA)	IC	OOB	Total	%
-	WTC	World Triathlon Corporation	-	330	330	68%
-	NADA	German National Anti-Doping Agency	-	114	114	24%
-	ADD	Anti-Doping Denmark	-	14	14	3%
-	ASADA	Australian Sports Anti-Doping Authority	-	7	7	1%
-	ADCH	Antidoping Switzerland	-	7	7	1%
-	USADA	US Anti-Doping Agency	-	5	5	1%
-	SAIDS	South African Institute for Drug-Free Sport	-	2	2	0.4%
-	FINCIS/FINADA	Finnish Center for Integrity in Sports/Finnish Ant	-	1	1	0.2%
-	AFLD-NADO	French Anti-Doping Agency	-	1	1	0.2%
-	BSADA	Bermuda Sport Anti- Doping Authority	-	1	1	0.2%
<b>Totals</b>			<b>0</b>	<b>482</b>	<b>482</b>	

**Table 53: Total 2017 ABP Testing Figures - Other Sports - non-Code Signatories**

**Aquatics**

Discipline	ADAMS Code	Testing Authority (TA)	IC	OOB	Total	%
University Open Water	ADoP	Portugal Anti-Doping Agency	-	2	2	50%
University Swimming Middle Distance 200-400m	ADD	Anti-Doping Denmark	-	1	1	25%
University Swimming Sprint 100m or less	AFLD-NADO	French Anti-Doping Agency	-	1	1	25%
			<b>0</b>	<b>4</b>	<b>4</b>	

**Australian Rules Football**

Discipline	ADAMS Code	Testing Authority (TA)	IC	OOB	Total	%
-	ASADA	Australian Sports Anti-Doping Authority	-	153	153	100%
			<b>0</b>	<b>153</b>	<b>153</b>	

**Biathlon**

Discipline	ADAMS Code	Testing Authority (TA)	IC	OOB	Total	%
Military Biathlon	IBU	International Biathlon Union	-	1	1	100%
			<b>0</b>	<b>1</b>	<b>1</b>	

**Boxing**

Discipline	ADAMS Code	Testing Authority (TA)	IC	OOB	Total	%
Professional Boxing	ADNO	Anti-Doping Norway	4	21	25	89%
	USADA	US Anti-Doping Agency	-	3	3	11%
			<b>4</b>	<b>24</b>	<b>28</b>	

**Table 53: Total 2017 ABP Testing Figures - Other Sports - non-Code Signatories (continued)**

**Budo**

Discipline	ADAMS Code	Testing Authority (TA)	IC	OOB	Total	%
-	RF	Swedish Sports Confederation	-	1	1	100%
			<b>0</b>	<b>1</b>	<b>1</b>	

**Cycling**

Discipline	ADAMS Code	Testing Authority (TA)	IC	OOB	Total	%
University Mountain Bike	ADAN	Netherlands Anti-Doping Authority	-	1	1	4%
Military Track Endurance	ABCD	Brasilian Authority on Anti-Doping Control	-	1	1	4%
			<b>0</b>	<b>2</b>	<b>2</b>	

**Football**

Discipline	ADAMS Code	Testing Authority (TA)	IC	OOB	Total	%
College	ADoP	Portugal Anti-Doping Agency	-	1	1	100%
			<b>0</b>	<b>1</b>	<b>1</b>	

**Mixed Martial Arts**

Discipline	ADAMS Code	Testing Authority (TA)	IC	OOB	Total	%
-	USADA	US Anti-Doping Agency	2	436	438	97%
-	RF	Swedish Sports Confederation	-	13	13	3%
<b>Totals</b>			<b>2</b>	<b>449</b>	<b>451</b>	

**Skating**

Discipline	ADAMS Code	Testing Authority (TA)	IC	OOB	Total	%
Military Speed Skating greater than 1500m	NADA	US Anti-Doping Agency	-	2	2	200%
Military Speed Skating 1500m or less	NADA	US Anti-Doping Agency	-	1	1	100%
			<b>0</b>	<b>1</b>	<b>1</b>	

**Ultimate Fighting**

Discipline	ADAMS Code	Testing Authority (TA)	IC	OOB	Total	%
-	USADA	US Anti-Doping Agency	-	4	4	100%
			<b>0</b>	<b>4</b>	<b>4</b>	

**School Sports**

Discipline	ADAMS Code	Testing Authority (TA)	IC	OOB	Total	%
Skiing Cross Country	LTU-NADO	Lithuanian Anti-Doping Agency	-	1	1	50%
Swimming Sprint 100m or less	ESP-NADO	Spain National Anti-Doping Agency	-	1	1	50%
<b>Totals</b>			<b>0</b>	<b>2</b>	<b>2</b>	

**Skyrunning(R)**

Discipline	ADAMS Code	Testing Authority (TA)	IC	OOB	Total	%
-	RUSADA	Russian National Anti-Doping Organization	1	-	1	100%
			<b>1</b>	<b>0</b>	<b>1</b>	