



# **2013**

# **Anti-Doping**

# **Testing Figures**

# **Laboratory Report**

---

## Table of Contents

---

|            |  |
|------------|--|
| Table 1 :  | Total Samples Analyzed (All Sports)  |
| Table 2 :  | Comparison of Years 2009 to 2013 - Olympic and Non-Olympic Figures                       |
| Table 3 :  | Summary - Total Samples Analyzed   |
| Table 4 :  | Summary - Samples Analyzed per Laboratory (as reported in ADAMS)                         |
| Table 5 :  | Summary - Samples Analyzed per Laboratory (not reported in ADAMS)                        |
| Table 6 :  | Total IC and OOC Samples Analyzed per Laboratory (as reported in ADAMS)                  |
| Table 7 :  | Total IC and OOC Samples Analyzed per Laboratory (not reported in ADAMS)                 |
| Table 8 :  | Total Samples Analyzed per Laboratory in Olympic Sports                                  |
| Table 9 :  | Total Samples Analyzed per Laboratory in non-Olympic Sports                              |
| Table 10 : | GC/C/IRMS and EPO Tests Conducted per Laboratory   |
| Table 11 : | hGH, HBT (Transfusion) and HBOCs Tests Conducted per Laboratory                          |
| Table 12 : | Summary - Substances (AAFs and ATFs) Identified in Each Drug Class in ADAMS (All Sports) |
| Table 13 : | Substances (AAFs and ATFs) Identified in Each Drug Class in ADAMS (All Sports)           |
| Table 14 : | Total Laboratory AAFs and ATFs per Drug Class as Reported in ADAMS (All Sports)          |

## Terms and Abbreviations

---

|                  |   |
|------------------|---|
| <b>IC</b>        | In-Competition  |
| <b>OOO</b>       | Out-of-Competition  |
| <b>Sample</b>    | Any biological material collected for the purposes of <i>Doping Control</i> * |
| <b>AAF</b>       | Adverse Analytical Finding  |
| <b>ATF</b>       | Atypical Finding  |
| <b>GC/C/IRMS</b> | Gas Chromatograph/Carbon/Isotope Ratio Mass Spectrometer (e.g."IRMS")         |
| <b>EPO</b>       | Erythropoetins  |
| <b>hGH</b>       | hGH Isoform Differential Immunoassays   |
| <b>HBT</b>       | Homologous Blood Transfusion  |
| <b>HBOCs</b>     | Haemoglobin Based Oxygen Carriers   |
| <b>IOC</b>       | International Olympic Committee   |
| <b>AIMS</b>      | Alliance of Independent Members of SportAccord                                |
| <b>NADO</b>      | National Anti-Doping Organization   |
| <b>RADO</b>      | Regional Anti-Doping Organization   |
| <b>NOC</b>       | National Olympic Committee  |
| <b>IF</b>        | International Federation  |
| <b>NF</b>        | National Federation   |
| <b>TA</b>        | Testing Authority   |
| <b>SCA</b>       | Sample Collection Authority   |
| <b>ADAMS</b>     | Anti-Doping Administration and Management System                              |
| <b>ABP</b>       | Athlete Biological Passport   |
| <b>IPC</b>       | International Paralympic Committee**  |

\* biological material limited to urine and blood in this report

\*\* limited to sport/disciplines under the auspices of the IPC (others are compiled under the category "Sports for Athletes with an Impairment")

Table 1: Total Samples Analyzed (All Sports)\*

A Samples Analyzed

| Sport              | Analyzed       | AAFs <sup>1</sup> | (%)          | ATFs <sup>2</sup> | (%)          | Total Findings <sup>3</sup> | (%)          |
|--------------------|----------------|-------------------|--------------|-------------------|--------------|-----------------------------|--------------|
| Olympic Sports     | 176,502        | 1,710             | 0.97%        | 1,716             | 0.97%        | 3,426                       | 1.94%        |
| Non-Olympic Sports | 31,011         | 830               | 2.68%        | 322               | 1.04%        | 1,152                       | 3.71%        |
| Non-ADAMS Data     | 62,365         | 989               | 1.59%        | 395               | 0.63%        | 1,384                       | 2.22%        |
| <b>TOTAL</b>       | <b>269,878</b> | <b>3,529</b>      | <b>1.31%</b> | <b>2,433</b>      | <b>0.90%</b> | <b>5,962</b>                | <b>2.21%</b> |

<sup>1</sup> **The Adverse Analytical Findings (AAF) in this report are not to be confused with adjudicated or sanctioned Anti-Doping Rule Violations (ADRV).** "Adverse Analytical Finding" is defined in the World Anti-Doping Code as "a report from a laboratory or other WADA - approved entity that, consistent with the *International Standard for Laboratories* and related Technical Documents, identifies in a *Sample* the presence of a *Prohibited Substance* or its *Metabolites* or *Markers* (including elevated quantities of endogenous substances) or evidence of the *Use of a Prohibited Method*." These figures may not be identical to sanctioned cases, as the figures given in this report may contain findings that underwent the Therapeutic Use Exemption (TUE) approval process.

<sup>2</sup> **The Atypical Findings (ATF) in this report are not to be confused with adjudicated or sanctioned Anti-Doping Rule Violations (ADRV).** "Atypical Finding" is defined in the World Anti-Doping Code as "a report from a laboratory or other WADA-approved entity which requires further investigation as provided by the *International Standard for Laboratories* or related Technical Documents prior to the determination of an *Adverse Analytical Finding*". *Atypical Findings* may correspond to multiple measurements performed on the same *Athlete*, such as in cases of longitudinal studies on testosterone.

<sup>3</sup> Includes *Adverse Analytical Findings* and *Atypical Findings*

\* These figures do not include blood samples taken for the ABP. Blood samples taken for the ABP can be found in the report "2013 Anti-Doping Testing Figures - Athlete Biological Passport (ABP) Report - Blood Analysis".

**2013 Anti-Doping Testing Figures**  
*Samples Analyzed and Reported by Accredited Laboratories in ADAMS*

**Table 2: Comparison of Years 2009 to 2013 - Olympic and Non-Olympic Figures**

|                             | 2009<br><i>A Samples Analyzed</i> |  | 2010<br><i>A Samples Analyzed</i> |  | 2011<br><i>A Samples Analyzed</i> |  | 2012<br><i>A Samples Analyzed</i> |  | 2013<br><i>A Samples Analyzed</i> |  | 2013 vs 2012<br><i>A Samples Analyzed</i> |
|-----------------------------|-----------------------------------|--|-----------------------------------|--|-----------------------------------|--|-----------------------------------|--|-----------------------------------|--|---|
| <b>Olympic Sports*</b>      | 187,029                           |  | 180,567                           |  | 167,820                           |  | 184,955                           |  | 176,502                           |  | -4.6%                                     |
| <b>Non-Olympic Sports**</b> | 90,899                            |  | 77,700                            |  | 75,373                            |  | 82,690                            |  | 93,376                            |  | 12.9%                                     |
| <b>TOTAL</b>                | <b>277,928</b>                    |  | <b>258,267</b>                    |  | <b>243,193</b>                    |  | <b>267,645</b>                    |  | <b>269,878</b>                    |  | <b>0.8%</b>                               |

|                             | 2009<br><i>AAFs<sup>1,2</sup></i> |  | 2010<br><i>AAFs<sup>1,2</sup></i> |  | 2011<br><i>AAFs<sup>1,2</sup></i> |  | 2012<br><i>AAFs<sup>1,2</sup></i> |  | 2013<br><i>AAFs<sup>1,2</sup></i> |  | AAFs <sup>3</sup><br>2013 vs 2012 |
|-----------------------------|-----------------------------------|--|-----------------------------------|--|-----------------------------------|--|-----------------------------------|--|-----------------------------------|--|-----------------------------------|
| <b>Olympic Sports*</b>      | 1,674                             |  | 1,617                             |  | 1,762                             |  | 1,831                             |  | 1,710                             |  | -6.6%                             |
| <b>Non-Olympic Sports**</b> | 1,417                             |  | 1,173                             |  | 1,123                             |  | 1,359                             |  | 1,819                             |  | 33.8%                             |
| <b>TOTAL</b>                | <b>3,091</b>                      |  | <b>2,790</b>                      |  | <b>2,885</b>                      |  | <b>3,190</b>                      |  | <b>3,529</b>                      |  | <b>10.6%</b>                      |

|                             | 2009                         |  | 2010                         |  | 2011                         |  | 2012                         |  | 2013                         |  | Δ% Total Findings <sup>3</sup><br>2013 vs 2012 |
|-----------------------------|------------------------------|--|------------------------------|--|------------------------------|--|------------------------------|--|------------------------------|--|--|
|                             | %<br><i>AAFs<sup>1</sup></i> | %<br><i>Total Findings<sup>3</sup></i> | %<br><i>AAFs<sup>1</sup></i> | %<br><i>Total Findings<sup>3</sup></i> | %<br><i>AAFs<sup>1</sup></i> | %<br><i>Total Findings<sup>3</sup></i> | %<br><i>AAFs<sup>1</sup></i> | %<br><i>Total Findings<sup>3</sup></i> | %<br><i>AAFs<sup>1</sup></i> | %<br><i>Total Findings<sup>3</sup></i> |  |
| <b>Olympic Sports*</b>      | 0.90                         | 1.98                                   | 0.90                         | 1.78                                   | 1.05                         | 1.91                                   | 0.99                         | 1.56                                   | 0.97                         | 1.94                                   | 0.38   |
| <b>Non-Olympic Sports**</b> | 1.56                         | 2.10                                   | 1.51                         | 2.07                                   | 1.49                         | 2.19                                   | 1.64                         | 2.21                                   | 1.95                         | 2.72                                   | 0.51   |
| <b>Overall</b>              | 1.11                         | 2.02                                   | 1.08                         | 1.87                                   | 1.19                         | 2.00                                   | 1.19                         | 1.76                                   | 1.31                         | 2.21                                   | 0.45   |

\* Olympic Sport data may include tests conducted in non-Olympic disciplines of the sport

\*\* includes non-Olympic sports data and non-ADAMS data (Table A)

<sup>1</sup> The *Adverse Analytical Findings* (AAFs) in this report are not to be confused with adjudicated or sanctioned Anti-Doping Rule Violations (ADRVs). These figures may not be identical to sanctioned cases, as the figures given in this report may contain findings that underwent the Therapeutic Use Exemption (TUE) approval process.

<sup>2</sup> The *Adverse Analytical Findings* (AAF) in years 2003 to 2007 included findings that are defined in following years as *Atypical Findings*.

<sup>3</sup> Includes *Adverse Analytical Findings* and *Atypical Findings*

**Table 2: Comparison of Years 2009 to 2013 - Olympic and Non-Olympic Figures**



**2013 Anti-Doping Testing Figures**  
**Samples Analyzed and Reported by Accredited Laboratories in ADAMS**

**Table 3: Summary - Total Samples Analyzed**

|                       | Samples        | ATF         | AAF         |
|-----------------------|----------------|-------------|-------------|
| ADAMS Urine Total     | 200,824        | 2,037       | 2,529       |
| ADAMS Blood Total     | 6,689          | 1           | 11          |
| ABP Total*            | 23,845         | n/a         | n/a         |
| non-ADAMS Urine Total | 60,510         | 394         | 989         |
| non-ADAMS Blood Total | 1,855          | 1           | -           |
|                       | <b>293,723</b> | <b>2433</b> | <b>3529</b> |

\* does not include the 32 ABP samples analyzed by the approved laboratory in Copenhagen

**Table 4: Summary - Samples Analyzed per Laboratory (as reported in ADAMS)**

| Laboratory                            | Urine          |              |              | Blood        |          |           | Total % AAF | ABP Samples   | Total Samples  |
|---------------------------------------|----------------|--------------|--------------|--------------|----------|-----------|-------------|---------------|----------------|
|                                       | Samples        | ATF          | AAF          | Samples      | ATF      | AAF       |             |               |                |
| Almaty, Kazakhstan                    | 2957           | 13           | 21           | 0            | 0        | 0         | 0.71%       | 31            | 2988           |
| Athens, Greece <sup>3</sup>           | 4593           | 47           | 84           | 70           | 0        | 0         | 1.80%       | n/a           | 4663           |
| Bangkok, Thailand <sup>3</sup>        | 3227           | 3            | 26           | 0            | 0        | 0         | 0.81%       | n/a           | 3227           |
| Barcelona, Spain                      | 3443           | 21           | 32           | 251          | 0        | 0         | 0.87%       | 1206          | 4900           |
| Beijing, China                        | 15319          | 53           | 46           | 245          | 0        | 0         | 0.30%       | 540           | 16104          |
| Bloemfontein, South Africa            | 3687           | 19           | 91           | 11           | 0        | 0         | 2.46%       | 331           | 4029           |
| Bogota, Colombia                      | 3786           | 4            | 35           | 80           | 0        | 0         | 0.91%       | 14            | 3880           |
| Bucharest, Romania <sup>3</sup>       | 3725           | 31           | 16           | 140          | 0        | 0         | 0.41%       | n/a           | 3865           |
| Cologne, Germany                      | 16833          | 109          | 344          | 787          | 0        | 0         | 1.95%       | 2599          | 20219          |
| New Delhi, India                      | 6489           | 4            | 167          | 206          | 0        | 0         | 2.49%       | 14            | 6709           |
| Dresden, Germany                      | 9032           | 8            | 36           | 118          | 0        | 0         | 0.39%       | 2441          | 11591          |
| Ghent, Belgium                        | 6072           | 148          | 115          | 10           | 0        | 0         | 1.89%       | 398           | 6480           |
| Havana, Cuba <sup>3</sup>             | 2707           | 49           | 24           | 141          | 0        | 0         | 0.84%       | n/a           | 2848           |
| Helsinki, Finland                     | 3621           | 95           | 24           | 27           | 0        | 0         | 0.66%       | 372           | 4020           |
| Lausanne, Switzerland                 | 5847           | 86           | 52           | 318          | 0        | 0         | 0.84%       | 2730          | 8895           |
| Lisbon, Portugal                      | 3196           | 57           | 25           | 203          | 0        | 0         | 0.74%       | 515           | 3914           |
| London, UK                            | 5641           | 18           | 37           | 887          | 0        | 0         | 0.57%       | 445           | 6973           |
| Los Angeles, USA <sup>3</sup>         | 5767           | 42           | 79           | 0            | 0        | 0         | 1.37%       | n/a           | 5767           |
| Madrid, Spain                         | 4518           | 25           | 57           | 82           | 0        | 1         | 1.26%       | 112           | 4712           |
| Montreal, Canada                      | 7913           | 17           | 140          | 555          | 1        | 1         | 1.67%       | 574           | 9042           |
| Moscow, Russia                        | 18609          | 377          | 295          | 269          | 0        | 0         | 1.56%       | 4053          | 22931          |
| Oslo, Norway                          | 3877           | 187          | 42           | 55           | 0        | 8         | 1.27%       | 785           | 4717           |
| Paris, France                         | 9080           | 57           | 169          | 590          | 0        | 1         | 1.76%       | 1598          | 11268          |
| Rio de Janeiro, Brazil <sup>1,3</sup> | 2351           | 2            | 19           | 0            | 0        | 0         | 0.81%       | n/a           | 2351           |
| Rome, Italy                           | 9082           | 170          | 87           | 486          | 0        | 0         | 0.91%       | 379           | 9947           |
| Seibersdorf, Austria                  | 6953           | 95           | 68           | 204          | 0        | 0         | 0.95%       | 668           | 7825           |
| Seoul, Korea                          | 4793           | 0            | 25           | 0            | 0        | 0         | 0.52%       | 153           | 4946           |
| Stockholm, Sweden <sup>3</sup>        | 3887           | 125          | 79           | 65           | 0        | 0         | 2.00%       | n/a           | 3952           |
| Sydney, Australia                     | 6247           | 9            | 40           | 209          | 0        | 0         | 0.62%       | 1705          | 8161           |
| Mexico City, Mexico <sup>2</sup>      | 1305           | 37           | 109          | 13           | 0        | 0         | 8.27%       | 27            | 1345           |
| Tokyo, Japan                          | 7117           | 2            | 16           | 61           | 0        | 0         | 0.22%       | 72            | 7250           |
| Salt Lake City, USA                   | 5241           | 90           | 41           | 582          | 0        | 0         | 0.70%       | 1502          | 7325           |
| Warsaw, Poland                        | 3909           | 37           | 88           | 24           | 0        | 0         | 2.24%       | 581           | 4514           |
| <b>Totals</b>                         | <b>200,824</b> | <b>2,037</b> | <b>2,529</b> | <b>6,689</b> | <b>1</b> | <b>11</b> |             | <b>23,845</b> | <b>231,358</b> |

<sup>1</sup> Laboratory accreditation suspended in August 2013

<sup>2</sup> Laboratory accreditation granted on 26 June 2013

<sup>3</sup> Not accredited in 2013 to perform blood analyses in support of the Athlete Biological Passport

**Table 5: Total Samples Analyzed per Laboratory (not reported in ADAMS)**

| Laboratory          | Urine        |            |            | Blood       |          |          | Total Samples | % AAF |
|---------------------|--------------|------------|------------|-------------|----------|----------|---------------|-------|
|                     | Samples      | ATF        | AAF        | Samples     | ATF      | AAF      |               |       |
| Los Angeles, USA    | 32682        | 131        | 350        | 114         | 0        | 0        | 32796         | 1.1%  |
| Montreal, Canada    | 10805        | 8          | 202        | 1310        | 1        | 0        | 12115         | 1.7%  |
| Salt Lake City, USA | 17023        | 255        | 437        | 431         | 0        | 0        | 17454         | 2.1%  |
| <b>Totals</b>       | <b>60510</b> | <b>394</b> | <b>989</b> | <b>1855</b> | <b>1</b> | <b>0</b> | <b>62365</b>  |       |

| Laboratory             | Urine   |     |     | Blood   |     |     | Total Samples | % AAF |
|------------------------|---------|-----|-----|---------|-----|-----|---------------|-------|
|                        | Samples | ATF | AAF | Samples | ATF | AAF |               |       |
| Lausanne, Switzerland* | 280     | 0   | 5   | 112     | 0   | 0   | 392           | 1.27% |

\* samples from previous Olympic Games stored by the IOC for the purposes of further analysis. Not included in the aggregate total in Table 3.

**2013 Anti-Doping Testing Figures**  
*Samples Analyzed and Reported by Accredited Laboratories in ADAMS*

**Table 6: Total IC and OOC Samples Analyzed per Laboratory (as reported in ADAMS)**

| Laboratory                 | Samples        | Urine        |              |               |              |            |              | Blood*   |           |              |          |          |                | Total |
|----------------------------|----------------|--------------|--------------|---------------|--------------|------------|--------------|----------|-----------|--------------|----------|----------|----------------|-------|
|                            |                | IC           |              | OOO           |              | AAF        |              | IC       |           | OOO          |          | AAF      |                |       |
|                            |                | ATF          | AAF          | Samples       | ATF          | AAF        | Samples      | ATF      | AAF       | Samples      | ATF      | AAF      |                |       |
| Almaty, Kazakhstan         | 675            | 2            | 9            | 2282          | 11           | 12         | 0            | 0        | 0         | 0            | 0        | 0        | 2957           |       |
| Athens, Greece             | 3736           | 36           | 76           | 857           | 11           | 8          | 70           | 0        | 0         | 0            | 0        | 0        | 4663           |       |
| Bangkok, Thailand          | 1960           | 2            | 22           | 1267          | 1            | 4          | 0            | 0        | 0         | 0            | 0        | 0        | 3227           |       |
| Barcelona, Spain           | 1590           | 3            | 22           | 1853          | 18           | 10         | 203          | 0        | 0         | 48           | 0        | 0        | 3694           |       |
| Beijing, China             | 6329           | 34           | 27           | 8990          | 19           | 19         | 55           | 0        | 0         | 190          | 0        | 0        | 15564          |       |
| Bloemfontein, South Africa | 2933           | 13           | 79           | 754           | 6            | 12         | 0            | 0        | 0         | 11           | 0        | 0        | 3698           |       |
| Bogota, Colombia           | 3625           | 4            | 35           | 161           | 0            | 0          | 69           | 0        | 0         | 11           | 0        | 0        | 3866           |       |
| Bucharest, Romania         | 2223           | 16           | 10           | 1502          | 15           | 6          | 30           | 0        | 0         | 110          | 0        | 0        | 3865           |       |
| Cologne, Germany           | 9461           | 57           | 239          | 7372          | 52           | 105        | 173          | 0        | 0         | 614          | 0        | 0        | 17620          |       |
| New Delhi, India           | 4429           | 3            | 156          | 2060          | 1            | 11         | 47           | 0        | 0         | 159          | 0        | 0        | 6695           |       |
| Dresden, Germany           | 4567           | 6            | 33           | 4465          | 2            | 3          | 0            | 0        | 0         | 118          | 0        | 0        | 9150           |       |
| Ghent, Belgium             | 4370           | 106          | 88           | 1702          | 42           | 27         | 0            | 0        | 0         | 10           | 0        | 0        | 6082           |       |
| Havana, Cuba               | 1245           | 13           | 21           | 1462          | 36           | 3          | 0            | 0        | 0         | 141          | 0        | 0        | 2848           |       |
| Helsinki, Finland          | 1928           | 37           | 18           | 1693          | 58           | 6          | 0            | 0        | 0         | 27           | 0        | 0        | 3648           |       |
| Lausanne, Switzerland      | 2491           | 22           | 44           | 3356          | 64           | 8          | 151          | 0        | 0         | 167          | 0        | 0        | 6165           |       |
| Lisbon, Portugal           | 2268           | 30           | 23           | 928           | 27           | 2          | 0            | 0        | 0         | 203          | 0        | 0        | 3399           |       |
| London, UK                 | 3469           | 15           | 24           | 2172          | 3            | 13         | 395          | 0        | 0         | 492          | 0        | 0        | 6528           |       |
| Los Angeles, USA           | 3427           | 19           | 62           | 2340          | 23           | 17         | 0            | 0        | 0         | 0            | 0        | 0        | 5767           |       |
| Madrid, Spain              | 3300           | 22           | 53           | 1218          | 3            | 4          | 65           | 0        | 1         | 17           | 0        | 0        | 4600           |       |
| Montreal, Canada           | 5931           | 15           | 122          | 1982          | 2            | 18         | 204          | 0        | 1         | 351          | 1        | 0        | 8468           |       |
| Moscow, Russia             | 10248          | 152          | 232          | 8361          | 225          | 63         | 170          | 0        | 0         | 99           | 0        | 0        | 18878          |       |
| Oslo, Norway               | 2124           | 81           | 36           | 1753          | 106          | 6          | 38           | 0        | 8         | 17           | 0        | 0        | 3932           |       |
| Paris, France              | 7276           | 56           | 158          | 1804          | 1            | 11         | 361          | 0        | 1         | 229          | 0        | 0        | 9670           |       |
| Rio de Janeiro, Brazil**   | 2324           | 2            | 19           | 27            | 0            | 0          | 0            | 0        | 0         | 0            | 0        | 0        | 2351           |       |
| Rome, Italy                | 7909           | 109          | 86           | 1173          | 61           | 1          | 273          | 0        | 0         | 213          | 0        | 0        | 9568           |       |
| Seibersdorf, Austria       | 4323           | 47           | 54           | 2630          | 48           | 14         | 10           | 0        | 0         | 194          | 0        | 0        | 7157           |       |
| Seoul, Korea               | 2574           | 0            | 14           | 2219          | 0            | 11         | 0            | 0        | 0         | 0            | 0        | 0        | 4793           |       |
| Stockholm, Sweden          | 1656           | 32           | 53           | 2231          | 93           | 26         | 17           | 0        | 0         | 48           | 0        | 0        | 3952           |       |
| Sydney, Australia          | 2678           | 5            | 35           | 3569          | 4            | 5          | 43           | 0        | 0         | 166          | 0        | 0        | 6456           |       |
| Mexico City, Mexico***     | 916            | 22           | 73           | 389           | 15           | 36         | 0            | 0        | 0         | 13           | 0        | 0        | 1318           |       |
| Tokyo, Japan               | 3849           | 2            | 12           | 3268          | 0            | 4          | 12           | 0        | 0         | 49           | 0        | 0        | 7178           |       |
| Salt Lake City, USA        | 2072           | 43           | 28           | 3169          | 47           | 13         | 76           | 0        | 0         | 506          | 0        | 0        | 5823           |       |
| Warsaw, Poland             | 2485           | 20           | 84           | 1424          | 17           | 4          | 4            | 0        | 0         | 20           | 0        | 0        | 3933           |       |
| <b>Totals</b>              | <b>120,391</b> | <b>1,026</b> | <b>2,047</b> | <b>80,433</b> | <b>1,011</b> | <b>482</b> | <b>2,466</b> | <b>-</b> | <b>11</b> | <b>4,223</b> | <b>1</b> | <b>-</b> | <b>207,513</b> |       |

\* these figures do not include blood samples taken for the ABP

\*\* Laboratory accreditation suspended in August 2013

\*\*\* Laboratory accreditation granted on 26 June 2013

**Table 7: Total IC and OOC Samples Analyzed per Laboratory (not reported in ADAMS)**

| Laboratory             | Samples       | Urine     |            |               |            |            |              | Blood    |          |            |          |          |               | Total |
|------------------------|---------------|-----------|------------|---------------|------------|------------|--------------|----------|----------|------------|----------|----------|---------------|-------|
|                        |               | IC        |            | OOO           |            | AAF        |              | IC       |          | OOO        |          | AAF      |               |       |
|                        |               | ATF       | AAF        | Samples       | ATF        | AAF        | Samples      | ATF      | AAF      | Samples    | ATF      | AAF      |               |       |
| Los Angeles, USA       | 2498          | 2         | 101        | 30184         | 129        | 249        | 0            | 0        | 0        | 114        | 0        | 0        | 32796         |       |
| Montreal, Canada       | 8748          | 6         | 199        | 2057          | 2          | 3          | 1310         | 1        | 0        | 0          | 0        | 0        | 12115         |       |
| Salt Lake City, USA    | 1055          | 13        | 81         | 15968         | 242        | 356        | 2            | 0        | 0        | 429        | 0        | 0        | 17454         |       |
| <b>Totals</b>          | <b>12,301</b> | <b>21</b> | <b>381</b> | <b>48,209</b> | <b>373</b> | <b>608</b> | <b>1,312</b> | <b>1</b> | <b>-</b> | <b>543</b> | <b>-</b> | <b>-</b> | <b>62,365</b> |       |
| Laboratory             | Samples       | Urine     |            |               | Blood      |            |              | Total    |          |            |          |          |               |       |
|                        |               | IC ATF    | AAF        | OOO ATF       | AAF        | IC ATF     | AAF          |          |          |            |          |          |               |       |
| Lausanne, Switzerland* | 280           | 0         | 5          | 0             | 0          | 112        | 0            | 392      |          |            |          |          |               |       |

\* samples from previous Olympic Games stored by the IOC for the purposes of further analysis

**Table 8: Total Samples Analyzed per Laboratory in Olympic Sports\***

| Laboratory                 | Urine          |            |              |               |            |            | Blood**      |          |              |          |          |                | Total |
|----------------------------|----------------|------------|--------------|---------------|------------|------------|--------------|----------|--------------|----------|----------|----------------|-------|
|                            | IC             | OOC        |              | IC            | OOC        |            | IC           | OOC      |              |          |          |                |       |
|                            | Samples        | ATF        | AAF          | Samples       | ATF        | AAF        | Samples      | AAF      | Samples      | ATF      | AAF      |                |       |
| Almaty, Kazakhstan         | 646            | 2          | 9            | 2128          | 11         | 11         | -            | -        | -            | -        | -        | 2774           |       |
| Athens, Greece             | 3356           | 35         | 51           | 703           | 9          | 6          | 70           | 0        | 0            | 0        | 0        | 4129           |       |
| Bangkok, Thailand          | 1530           | 2          | 9            | 902           | 1          | 3          | -            | -        | -            | -        | -        | 2432           |       |
| Barcelona, Spain           | 1443           | 3          | 18           | 1760          | 18         | 7          | 203          | 0        | 41           | 0        | 0        | 3447           |       |
| Beijing, China             | 5894           | 30         | 20           | 8401          | 19         | 18         | 55           | 0        | 190          | 0        | 0        | 14540          |       |
| Bloemfontein, South Africa | 2653           | 12         | 55           | 679           | 6          | 11         | 0            | 0        | 5            | 0        | 0        | 3337           |       |
| Bogota, Colombia           | 3050           | 3          | 20           | 101           | 0          | 0          | 59           | 0        | 11           | 0        | 0        | 3221           |       |
| Bucharest, Romania         | 1995           | 14         | 6            | 1312          | 15         | 3          | 25           | 0        | 110          | 0        | 0        | 3442           |       |
| Cologne, Germany           | 8261           | 52         | 188          | 6679          | 48         | 100        | 173          | 0        | 578          | 0        | 0        | 15691          |       |
| New Delhi, India           | 3823           | 2          | 123          | 1704          | 1          | 8          | 47           | 0        | 159          | 0        | 0        | 5733           |       |
| Dresden, Germany           | 3934           | 6          | 15           | 4127          | 1          | 3          | 0            | 0        | 118          | 0        | 0        | 8179           |       |
| Ghent, Belgium             | 3560           | 96         | 56           | 1469          | 34         | 1          | 0            | 0        | 10           | 0        | 0        | 5039           |       |
| Havana, Cuba               | 1055           | 9          | 4            | 1135          | 23         | 2          | 0            | 0        | 113          | 0        | 0        | 2303           |       |
| Helsinki, Finland          | 1319           | 28         | 6            | 1215          | 38         | 2          | 0            | 0        | 17           | 0        | 0        | 2551           |       |
| Lausanne, Switzerland      | 2135           | 17         | 26           | 3035          | 60         | 8          | 151          | 0        | 150          | 0        | 0        | 5471           |       |
| Lisbon, Portugal           | 1919           | 26         | 18           | 820           | 22         | 2          | 0            | 0        | 202          | 0        | 0        | 2941           |       |
| London, UK                 | 2772           | 1          | 11           | 1612          | 0          | 12         | 269          | 0        | 370          | 0        | 0        | 5023           |       |
| Los Angeles, USA           | 3243           | 16         | 57           | 2079          | 19         | 10         | -            | -        | -            | -        | -        | 5322           |       |
| Madrid, Spain              | 2816           | 20         | 37           | 1039          | 3          | 3          | 65           | 1        | 17           | 0        | 0        | 3937           |       |
| Montreal, Canada           | 5196           | 14         | 80           | 1641          | 0          | 12         | 181          | 1        | 333          | 1        | 0        | 7351           |       |
| Moscow, Russia             | 7931           | 132        | 146          | 7066          | 191        | 37         | 169          | 0        | 92           | 0        | 0        | 15258          |       |
| Oslo, Norway               | 1746           | 69         | 29           | 1419          | 83         | 2          | 28           | 0        | 17           | 0        | 0        | 3210           |       |
| Paris, France              | 6072           | 49         | 118          | 1715          | 1          | 7          | 347          | 1        | 207          | 0        | 0        | 8341           |       |
| Rio de Janeiro, Brazil***  | 2302           | 2          | 14           | 24            | 0          | 0          | -            | -        | -            | -        | -        | 2326           |       |
| Rome, Italy                | 7210           | 105        | 72           | 1150          | 57         | 1          | 258          | 0        | 213          | 0        | 0        | 8831           |       |
| Seibersdorf, Austria       | 3880           | 46         | 33           | 2423          | 47         | 10         | 10           | 0        | 186          | 0        | 0        | 6499           |       |
| Seoul, Korea               | 1567           | 0          | 5            | 1251          | 0          | 1          | -            | -        | -            | -        | -        | 2818           |       |
| Stockholm, Sweden          | 1252           | 19         | 33           | 1574          | 60         | 17         | 14           | 0        | 40           | 0        | 0        | 2880           |       |
| Sydney, Australia          | 1457           | 2          | 15           | 2159          | 3          | 1          | 39           | 0        | 85           | 0        | 0        | 3740           |       |
| Mexico City, Mexico****    | 775            | 16         | 60           | 206           | 10         | 4          | 0            | 0        | 13           | 0        | 0        | 994            |       |
| Tokyo, Japan               | 3121           | 1          | 5            | 2864          | 0          | 1          | 12           | 0        | 47           | 0        | 0        | 6044           |       |
| Salt Lake City, USA        | 1795           | 35         | 13           | 2726          | 39         | 9          | 64           | 0        | 487          | 0        | 0        | 5072           |       |
| Warsaw, Poland             | 2209           | 15         | 39           | 1393          | 17         | 4          | 4            | 0        | 20           | 0        | 0        | 3626           |       |
| <b>Totals</b>              | <b>101,917</b> | <b>879</b> | <b>1,391</b> | <b>68,511</b> | <b>836</b> | <b>316</b> | <b>2,243</b> | <b>3</b> | <b>3,831</b> | <b>1</b> | <b>0</b> | <b>176,502</b> |       |

\* Olympic Sport data may include tests conducted in non-Olympic disciplines of the Sport

\*\* These figures do not include blood samples taken for the ABP

\*\*\* Laboratory accreditation suspended in August 2013

\*\*\*\* Laboratory accreditation granted on 26 June 2013

**Table 9: Total Samples Analyzed per Laboratory in non-Olympic Sports**

| Laboratory                 | Urine         |            |            |               |            |            | Blood*     |          |            |          |          |          | Total         |
|----------------------------|---------------|------------|------------|---------------|------------|------------|------------|----------|------------|----------|----------|----------|---------------|
|                            | IC            |            |            | OOC           |            |            | IC         |          |            | OOC      |          |          |               |
|                            | Samples       | ATF        | AAF        | Samples       | ATF        | AAF        | Samples    | ATF      | AAF        | Samples  | ATF      | AAF      |               |
| Almaty, Kazakhstan         | 29            | 0          | 0          | 154           | 0          | 1          | 0          | 0        | 0          | 0        | 0        | 0        | 183           |
| Athens, Greece             | 380           | 1          | 25         | 154           | 2          | 2          | 0          | 0        | 0          | 0        | 0        | 0        | 534           |
| Bangkok, Thailand          | 430           | 0          | 13         | 365           | 0          | 1          | 0          | 0        | 0          | 0        | 0        | 0        | 795           |
| Barcelona, Spain           | 147           | 0          | 4          | 93            | 0          | 3          | 0          | 0        | 7          | 0        | 0        | 0        | 247           |
| Beijing, China             | 435           | 4          | 7          | 589           | 0          | 1          | 0          | 0        | 0          | 0        | 0        | 0        | 1024          |
| Bloemfontein, South Africa | 280           | 1          | 24         | 75            | 0          | 1          | 0          | 0        | 6          | 0        | 0        | 0        | 361           |
| Bogota, Colombia           | 575           | 1          | 15         | 60            | 0          | 0          | 10         | 0        | 0          | 0        | 0        | 0        | 645           |
| Bucharest, Romania         | 228           | 2          | 4          | 190           | 0          | 3          | 5          | 0        | 0          | 0        | 0        | 0        | 423           |
| Cologne, Germany           | 1200          | 5          | 51         | 693           | 4          | 5          | 0          | 0        | 36         | 0        | 0        | 0        | 1929          |
| New Delhi, India           | 606           | 1          | 33         | 356           | 0          | 3          | 0          | 0        | 0          | 0        | 0        | 0        | 962           |
| Dresden, Germany           | 633           | 0          | 18         | 338           | 1          | 0          | 0          | 0        | 0          | 0        | 0        | 0        | 971           |
| Ghent, Belgium             | 810           | 10         | 32         | 233           | 8          | 26         | 0          | 0        | 0          | 0        | 0        | 0        | 1043          |
| Havana, Cuba               | 190           | 4          | 17         | 327           | 13         | 1          | 0          | 0        | 28         | 0        | 0        | 0        | 545           |
| Helsinki, Finland          | 609           | 9          | 12         | 478           | 20         | 4          | 0          | 0        | 10         | 0        | 0        | 0        | 1097          |
| Lausanne, Switzerland      | 356           | 5          | 18         | 321           | 4          | 0          | 0          | 0        | 17         | 0        | 0        | 0        | 694           |
| Lisbon, Portugal           | 349           | 4          | 5          | 108           | 5          | 0          | 0          | 0        | 1          | 0        | 0        | 0        | 458           |
| London, UK                 | 697           | 14         | 13         | 560           | 3          | 1          | 126        | 0        | 122        | 0        | 0        | 0        | 1505          |
| Los Angeles, USA           | 184           | 3          | 5          | 261           | 4          | 7          | 0          | 0        | 0          | 0        | 0        | 0        | 445           |
| Madrid, Spain              | 484           | 2          | 16         | 179           | 0          | 1          | 0          | 0        | 0          | 0        | 0        | 0        | 663           |
| Montreal, Canada           | 735           | 1          | 42         | 341           | 2          | 6          | 23         | 0        | 18         | 0        | 0        | 0        | 1117          |
| Moscow, Russia             | 2317          | 20         | 86         | 1295          | 34         | 26         | 1          | 0        | 7          | 0        | 0        | 0        | 3620          |
| Oslo, Norway               | 378           | 12         | 7          | 334           | 23         | 4          | 10         | 8        | 0          | 0        | 0        | 0        | 722           |
| Paris, France              | 1204          | 7          | 40         | 89            | 0          | 4          | 14         | 0        | 22         | 0        | 0        | 0        | 1329          |
| Rio de Janeiro, Brazil**   | 22            | 0          | 5          | 3             | 0          | 0          | 0          | 0        | 0          | 0        | 0        | 0        | 25            |
| Rome, Italy                | 699           | 4          | 14         | 23            | 4          | 0          | 15         | 0        | 0          | 0        | 0        | 0        | 737           |
| Seibersdorf, Austria       | 443           | 1          | 21         | 207           | 1          | 4          | 0          | 0        | 8          | 0        | 0        | 0        | 658           |
| Seoul, Korea               | 1007          | 0          | 9          | 968           | 0          | 10         | 0          | 0        | 0          | 0        | 0        | 0        | 1975          |
| Stockholm, Sweden          | 404           | 13         | 20         | 657           | 33         | 9          | 3          | 0        | 8          | 0        | 0        | 0        | 1072          |
| Sydney, Australia          | 1221          | 3          | 20         | 1410          | 1          | 4          | 4          | 0        | 81         | 0        | 0        | 0        | 2716          |
| Mexico City, Mexico***     | 141           | 6          | 13         | 183           | 5          | 32         | 0          | 0        | 0          | 0        | 0        | 0        | 324           |
| Tokyo, Japan               | 728           | 1          | 7          | 404           | 0          | 3          | 0          | 0        | 2          | 0        | 0        | 0        | 1134          |
| Salt Lake City, USA        | 277           | 8          | 15         | 443           | 8          | 4          | 12         | 0        | 19         | 0        | 0        | 0        | 751           |
| Warsaw, Poland             | 276           | 5          | 45         | 31            | 0          | 0          | 0          | 0        | 0          | 0        | 0        | 0        | 307           |
| <b>Totals</b>              | <b>18,474</b> | <b>147</b> | <b>656</b> | <b>11,922</b> | <b>175</b> | <b>166</b> | <b>223</b> | <b>8</b> | <b>392</b> | <b>-</b> | <b>-</b> | <b>-</b> | <b>31,011</b> |

\* These figures do not include blood samples taken for the ABP

\*\* Laboratory accreditation suspended in August 2013

\*\*\* Laboratory accreditation granted on 26 June 2013



**Table 10: GC/C/IRMS and EPO Tests Conducted per Laboratory**

| Laboratory                    | Urine<br>GC/C/IRMS |            |              |           |                  |             | Urine<br>EPO (including recombinant EPOs and analogues) |          |           |               |                  |           |               |             |
|-------------------------------|--------------------|------------|--------------|-----------|------------------|-------------|---|----------|-----------|---------------|------------------|-----------|---------------|-------------|
|                               | IC                 |            | OOO          |           | Total<br>Samples | %<br>AAF    | IC  |          | OOO       |               | Total<br>Samples | %<br>AAF  |               |             |
|                               | Samples            | AAF        | Samples      | AAF       |                  |             | Samples   | ATF      | AAF       | Samples       |                  |           | ATF           | AAF         |
| Almaty, Kazakhstan            | 2                  | 2          | 15           | 2         | 17               | 23.5%       | -   | -        | -         | -             | -                | -         | -             |             |
| Athens, Greece                | 25                 | 2          | 10           | 1         | 35               | 8.6%        | 821   | 0        | 0         | 170           | 0                | 0         | 991           | 0%          |
| Bangkok, Thailand             | 2                  | 1          | -            | -         | 2                | 50.0%       | -   | -        | -         | -             | -                | -         | -             | -           |
| Barcelona, Spain              | 17                 | 0          | 29           | 2         | 46               | 4.3%        | 324   | 0        | 2         | 586           | 0                | 0         | 910           | 0.2%        |
| Beijing, China                | 271                | 2          | 415          | 0         | 686              | 0.3%        | 684   | 0        | 0         | 789           | 0                | 0         | 1473          | 0%          |
| Bloemfontein, South Africa    | 40                 | 7          | 21           | 8         | 61               | 24.6%       | 428   | 0        | 0         | 141           | 0                | 0         | 569           | 0%          |
| Bogota, Colombia              | 74                 | 2          | 4            | 0         | 78               | 2.6%        | 131   | 0        | 0         | 21            | 0                | 0         | 152           | 0%          |
| Bucharest, Romania            | 14                 | 1          | 13           | 0         | 27               | 3.7%        | 69  | 0        | 0         | 64            | 0                | 1         | 133           | 0.8%        |
| Cologne, Germany              | 200                | 14         | 169          | 4         | 369              | 4.9%        | 861   | 3        | 2         | 2753          | 2                | 3         | 3614          | 0.1%        |
| New Delhi, India              | 16                 | 12         | 2            | 2         | 18               | 77.8%       | 172   | 0        | 0         | 12            | 0                | 0         | 184           | 0%          |
| Dresden, Germany              | 84                 | 2          | 97           | 0         | 181              | 1.1%        | 646   | 0        | 0         | 1679          | 0                | 0         | 2325          | 0%          |
| Ghent, Belgium                | 104                | 1          | 51           | 4         | 155              | 3.2%        | 1133  | 0        | 4         | 545           | 0                | 0         | 1678          | 0.2%        |
| Havana, Cuba                  | -                  | -          | -            | -         | -                | -           | 13  | 0        | 0         | 10            | 0                | 0         | 23            | 0%          |
| Helsinki, Finland             | 38                 | 0          | 98           | 0         | 136              | 0%          | 30  | 0        | 0         | 132           | 0                | 0         | 162           | 0%          |
| Lausanne, Switzerland*        | 133                | 7          | 305          | 2         | 438              | 2.1%        | 451   | 0        | 2         | 1033          | 0                | 2         | 1484          | 0.3%        |
| Lisbon, Portugal              | 6                  | 0          | 1            | -         | 7                | -           | 48  | 0        | 0         | 280           | 0                | 1         | 328           | 0.3%        |
| London, UK                    | 167                | 1          | 124          | 0         | 291              | 0.3%        | 520   | 0        | 0         | 243           | 0                | 0         | 763           | 0%          |
| Los Angeles, USA              | 107                | 4          | 168          | 6         | 275              | 3.6%        | 380   | 0        | 6         | 299           | 0                | 0         | 679           | 0.9%        |
| Madrid, Spain <sup>1</sup>    | 69                 | 1          | 27           | 0         | 96               | 1.0%        | 281   | 0        | 4         | 153           | 0                | 0         | 434           | 0.9%        |
| Montreal, Canada <sup>2</sup> | 509                | 10         | 136          | 1         | 645              | 1.7%        | 685   | 0        | 4         | 328           | 0                | 0         | 1013          | 0.4%        |
| Moscow, Russia                | 319                | 14         | 334          | 4         | 653              | 2.8%        | 1701  | 0        | 3         | 1472          | 0                | 4         | 3173          | 0.2%        |
| Oslo, Norway                  | 61                 | 1          | 94           | 2         | 155              | 1.9%        | 138   | 0        | 2         | 111           | 0                | 0         | 249           | 0.8%        |
| Paris, France <sup>3</sup>    | 336                | 9          | 150          | 0         | 486              | 1.9%        | 610   | 2        | 2         | 67            | 0                | 0         | 677           | 0.3%        |
| Rio de Janeiro, Brazil**      | -                  | -          | -            | -         | -                | -           | 38  | 0        | 0         | 1             | 0                | 0         | 39            | 0%          |
| Rome, Italy                   | 108                | 9          | 56           | 0         | 164              | 5.5%        | 875   | 0        | 7         | 458           | 0                | 0         | 1333          | 0.5%        |
| Seibersdorf, Austria          | 43                 | 1          | 118          | 3         | 161              | 2.5%        | 682   | 0        | 1         | 318           | 0                | 3         | 1000          | 0.4%        |
| Seoul, Korea                  | 11                 | 0          | 3            | 0         | 14               | 0%          | 26  | 0        | 0         | 15            | 0                | 0         | 41            | 0%          |
| Stockholm, Sweden             | 32                 | 1          | 99           | 5         | 131              | 4.6%        | 60  | 0        | 0         | 43            | 0                | 0         | 103           | 0%          |
| Sydney, Australia             | 32                 | 0          | 66           | 2         | 98               | 2.0%        | 221   | 0        | 0         | 387           | 0                | 0         | 608           | 0%          |
| Mexico City, Mexico***        | 1                  | 0          | -            | -         | 1                | 0%          | 18  | 0        | 0         | -             | -                | -         | 18            | 0%          |
| Tokyo, Japan                  | 82                 | 0          | 79           | 0         | 161              | 0%          | 125   | 0        | 0         | 54            | 0                | 0         | 179           | 0%          |
| Salt Lake City, USA           | 168                | 5          | 261          | 7         | 429              | 2.8%        | 345   | 0        | 0         | 723           | 0                | 0         | 1068          | 0%          |
| Warsaw, Poland                | 39                 | 1          | 30           | 0         | 69               | 1.4%        | 145   | 0        | 0         | 75            | 0                | 0         | 220           | 0%          |
| <b>Totals</b>                 | <b>3,110</b>       | <b>110</b> | <b>2,975</b> | <b>55</b> | <b>6,085</b>     | <b>2.7%</b> | <b>12,661</b>   | <b>5</b> | <b>39</b> | <b>12,962</b> | <b>2</b>         | <b>14</b> | <b>25,623</b> | <b>0.2%</b> |

\* Laboratory also performed the following tests in samples provided by the IOC for further analysis: 102 GC/C/IRMS, 89 EPO in Urine and 112 EPO in Blood

\*\* Laboratory accreditation suspended in August 2013

\*\*\* Laboratory accreditation granted on 26 June 2013

<sup>1</sup> Laboratory also reported one (1) EPO AAF in blood (IC sample)

<sup>2</sup> Laboratory also reported two (2) EPO AAFs in blood (one IC and one OOC sample)

<sup>3</sup> Laboratory also reported one (1) EPO AAF in blood (IC sample)

**2013 Anti-Doping Testing Figures**  
*Samples Analyzed and Reported by Accredited Laboratories in ADAMS*

**Table 11: hGH, HBT (Transfusion) and HBOCs Tests Conducted per Laboratory**

| Laboratory                 | hGH <sup>1</sup> |          |             |          |             |       | Blood<br>HBT (Transfusion) |          |            |          |            |       | HBOCs      |          |            |          |             |       |
|----------------------------|------------------|----------|-------------|----------|-------------|-------|----------------------------|----------|------------|----------|------------|-------|------------|----------|------------|----------|-------------|-------|
|                            | IC               |          | OOOC        |          | Total       | % AAF | IC                         |          | OOOC       |          | Total      | % AAF | IC         |          | OOOC       |          | Total       | % AAF |
|                            | Samples          | AAF      | Samples     | AAF      |             |       | Samples                    | AAF      | Samples    | AAF      |            |       | Samples    | AAF      | Samples    | AAF      |             |       |
| Almaty, Kazakhstan         | -                | -        | -           | -        | -           | -     | -                          | -        | -          | -        | -          | -     | -          | -        | -          | -        | -           | -     |
| Athens, Greece             | -                | -        | -           | -        | -           | -     | -                          | -        | -          | -        | -          | -     | -          | -        | -          | -        | -           | -     |
| Bangkok, Thailand          | -                | -        | -           | -        | -           | -     | -                          | -        | -          | -        | -          | -     | -          | -        | -          | -        | -           | -     |
| Barcelona, Spain           | -                | -        | 15          | 0        | 15          | 0%    | 18                         | 0        | 11         | 0        | 29         | 0%    | 128        | 0        | 11         | 0        | 139         | 0%    |
| Beijing, China             | 2                | 0        | 116         | 0        | 118         | 0%    | -                          | -        | 5          | 0        | 5          | 0%    | -          | -        | -          | -        | -           | -     |
| Bloemfontein, South Africa | -                | -        | 11          | 0        | 11          | 0%    | -                          | -        | -          | -        | -          | -     | -          | -        | -          | -        | -           | -     |
| Bogota, Colombia           | -                | -        | -           | -        | -           | -     | -                          | -        | -          | -        | -          | -     | -          | -        | -          | -        | -           | -     |
| Bucharest, Romania         | 30               | 0        | 110         | 0        | 140         | 0%    | -                          | -        | -          | -        | -          | -     | -          | -        | -          | -        | -           | -     |
| Cologne, Germany           | 15               | 0        | 185         | 0        | 200         | 0%    | 33                         | 0        | 239        | 0        | 272        | 0%    | 109        | 0        | 238        | 0        | 347         | 0%    |
| New Delhi, India           | 42               | 0        | 126         | 0        | 168         | 0%    | -                          | -        | 33         | 0        | 33         | 0%    | 42         | 0        | 159        | 0        | 201         | 0%    |
| Dresden, Germany           | -                | -        | 95          | -        | 95          | 0%    | -                          | -        | -          | -        | -          | -     | -          | -        | 3          | 0        | 3           | 0%    |
| Ghent, Belgium             | -                | -        | -           | -        | -           | -     | -                          | -        | -          | -        | -          | -     | -          | -        | -          | -        | -           | -     |
| Havana, Cuba               | -                | -        | 141         | 0        | 141         | 0%    | -                          | -        | -          | -        | -          | -     | -          | -        | -          | -        | -           | -     |
| Helsinki, Finland          | -                | -        | 27          | 0        | 27          | 0%    | -                          | -        | -          | -        | -          | -     | -          | -        | -          | -        | -           | -     |
| Lausanne, Switzerland      | 16               | 0        | 55          | 0        | 71          | 0%    | 3                          | 0        | 27         | 0        | 30         | 0%    | -          | -        | 31         | 0        | 31          | 0%    |
| Lisbon, Portugal           | -                | -        | 50          | 0        | 50          | 0%    | -                          | -        | -          | -        | -          | -     | -          | -        | -          | -        | -           | -     |
| London, UK                 | 58               | 0        | 157         | 0        | 215         | 0%    | -                          | -        | -          | -        | -          | -     | -          | -        | -          | -        | -           | -     |
| Los Angeles, USA           | -                | -        | -           | -        | -           | -     | -                          | -        | -          | -        | -          | -     | -          | -        | -          | -        | -           | -     |
| Madrid, Spain              | -                | -        | 11          | 0        | 11          | 0%    | -                          | -        | -          | -        | -          | -     | -          | -        | -          | -        | -           | -     |
| Montreal, Canada           | 35               | 0        | 79          | 0        | 114         | 0%    | 18                         | 0        | 45         | 0        | 63         | 0%    | 7          | 0        | 56         | 0        | 63          | 0%    |
| Moscow, Russia             | 52               | 0        | 12          | 0        | 64          | 0%    | 118                        | 0        | 25         | 0        | 143        | 0%    | -          | -        | 34         | 0        | 34          | 0%    |
| Oslo, Norway               | -                | -        | 12          | 0        | 12          | 0%    | 8                          | 0        | -          | -        | 8          | 0%    | 6          | 0        | -          | -        | 6           | 0%    |
| Paris, France              | 123              | 0        | 87          | 0        | 210         | 0%    | -                          | -        | -          | -        | -          | -     | 8          | 0        | 13         | 0        | 21          | 0%    |
| Rio de Janeiro, Brazil*    | -                | -        | -           | -        | -           | -     | -                          | -        | -          | -        | -          | -     | -          | -        | -          | -        | -           | -     |
| Rome, Italy                | 14               | 0        | 117         | 0        | 131         | 0%    | 196                        | 0        | 1          | 0        | 197        | 0%    | 49         | 0        | 1          | 0        | 50          | 0%    |
| Seibersdorf, Austria       | -                | -        | 192         | 0        | 192         | 0%    | -                          | -        | -          | -        | -          | -     | -          | -        | 27         | 0        | 27          | 0%    |
| Seoul, Korea               | -                | -        | -           | -        | -           | -     | -                          | -        | -          | -        | -          | -     | -          | -        | -          | -        | -           | -     |
| Stockholm, Sweden          | 11               | 0        | 36          | 0        | 47          | 0%    | -                          | -        | -          | -        | -          | -     | -          | -        | -          | -        | -           | -     |
| Sydney, Australia          | 37               | 0        | 141         | 0        | 178         | 0%    | -                          | -        | -          | -        | -          | -     | 43         | 0        | 163        | 0        | 206         | 0%    |
| Mexico City, Mexico**      | -                | -        | -           | -        | -           | -     | -                          | -        | -          | -        | -          | -     | -          | -        | -          | -        | -           | -     |
| Tokyo, Japan               | -                | -        | 2           | 0        | 2           | 0%    | -                          | -        | -          | -        | -          | -     | 6          | 0        | 34         | 0        | 40          | 0%    |
| Salt Lake City, USA        | 74               | 0        | 499         | 0        | 573         | 0%    | -                          | -        | -          | -        | -          | -     | -          | -        | -          | -        | -           | -     |
| Warsaw, Poland             | -                | -        | 13          | 0        | 13          | 0%    | 4                          | 0        | 2          | 0        | 6          | 0.0%  | -          | -        | 13         | 0        | 13          | 0%    |
| <b>Totals</b>              | <b>509</b>       | <b>0</b> | <b>2289</b> | <b>0</b> | <b>2798</b> |       | <b>398</b>                 | <b>0</b> | <b>388</b> | <b>0</b> | <b>786</b> |       | <b>398</b> | <b>0</b> | <b>783</b> | <b>0</b> | <b>1181</b> |       |

<sup>1</sup> hGH reporting delayed from 28 Mar 2013 to 31 Dec 2013

\* Laboratory accreditation revoked in 2013

\*\* Laboratory accreditation granted on 26 June 2013

Table 12: Summary - Substances (AAFs and ATFs) Identified in Each Drug Class in ADAMS (All Sports)

| Substance Group   | Occurrences | % of all ADAMS reported findings |
|---|-------------|----------------------------------|
| S1. Anabolic Agents   | 3320        | 63%                              |
| S6. Stimulants  | 530         | 10%                              |
| S5. Diuretics and Other Masking Agents                      | 393         | 7.5%                             |
| S9. Glucocorticosteroids                                    | 330         | 6.3%                             |
| S2. Peptide Hormones, Growth Factors and Related Substances | 202         | 3.8%                             |
| S8. Cannabinoids  | 188         | 3.6%                             |
| S3. Beta-2 Agonists   | 138         | 2.6%                             |
| S4. Hormone and Metabolic Modulators                        | 93          | 1.8%                             |
| S7. Narcotics   | 43          | 0.8%                             |
| P2. Beta-Blockers   | 25          | 0.5%                             |
| P1. Alcohol   | 8           | 0.2%                             |
| M2. Chemical and Physical Manipulation                      | 1           | 0.02%                            |
| M1. Enhancement of Oxygen Transfer                          | 0           | 0.0%                             |
| <b>TOTAL*</b>   | <b>5271</b> |                                  |

\* The *Adverse Analytical Findings* (AAFs) and *Atypical Findings* (ATFs) in this report are not to be confused with adjudicated or sanctioned Anti-Doping Rule Violations (ADRVs), as the figures given in this report may contain findings that underwent the Therapeutic Use Exemption (TUE) approval process or multiple findings on the same Athlete. In addition *Atypical Findings* may correspond to multiple measurements performed on the same *Athlete*, such as in the case of longitudinal studies on testosterone.

Table 13: Substances (AAFs and ATFs) Identified in Each Drug Class in ADAMS (All Sports)

|  | Occurrences | % within drug class |
|--|-------------|---------------------|
| <b>S1.1 Anabolic Agents</b>                    |             |                     |
| T/E ratio > 4                                  | 1859        | 59.6%               |
| stanozolol                                     | 329         | 10.6%               |
| dehydrochloromethyl-testosterone               | 217         | 7.0%                |
| 19-norandrosterone                             | 183         | 5.9%                |
| metandienone                                   | 120         | 3.8%                |
| boldenone                                      | 77          | 2.5%                |
| drostanolone                                   | 62          | 2.0%                |
| metenolone                                     | 62          | 2.0%                |
| oxandrolone                                    | 43          | 1.4%                |
| trenbolone                                     | 28          | 0.9%                |
| mesterolone                                    | 19          | 0.6%                |
| testosterone                                   | 18          | 0.6%                |
| 3a-hydroxy-5a-androstan-17-one                 | 16          | 0.5%                |
| prasterone (dehydroepiandrosterone, DHEA)      | 16          | 0.5%                |
| clostebol                                      | 13          | 0.4%                |
| methasterone                                   | 10          | 0.3%                |
| oxymetholone                                   | 9           | 0.3%                |
| methyltestosterone                             | 7           | 0.2%                |
| boldione                                       | 5           | 0.2%                |
| 1-androstendione                               | 3           | 0.1%                |
| 1-testosterone                                 | 2           | 0.1%                |
| 5a-androstane-3a,17b-diol                      | 2           | 0.1%                |
| danazol  | 2           | 0.1%                |
| etiocholanolone                                | 2           | 0.1%                |
| methyltrienolone                               | 2           | 0.1%                |
| 19-norandrostenedione                          | 1           | 0.0%                |
| 5b-androstan-3a,17b-diol                       | 1           | 0.03%               |
| androstenedione (androst-4-ene-3,17-dione)     | 1           | 0.03%               |
| desoxymethyltestosterone                       | 1           | 0.03%               |
| dihydrotestosterone                            | 1           | 0.03%               |
| fluoxymesterone                                | 1           | 0.03%               |
| formestane                                     | 1           | 0.03%               |
| methyl-1-testosterone                          | 1           | 0.03%               |
| methylclostebol                                | 1           | 0.03%               |
| oxabolone                                      | 1           | 0.03%               |
| promagnon                                      | 1           | 0.03%               |
| stenbolone                                     | 1           | 0.03%               |
| <b>TOTAL*</b>                                  | <b>3118</b> |                     |
| <b>S1.2 Other Anabolic Agents</b>              |             |                     |
| clenbuterol                                    | 183         | 90.6%               |
| selective androgen receptor modulators (SARMs) | 13          | 6.4%                |
| tibolone                                       | 5           | 2.5%                |
| zeranol  | 1           | 0.5%                |
| <b>TOTAL*</b>                                  | <b>202</b>  |                     |

\* The *Adverse Analytical Findings* (AAF) and *Atypical Findings* (ATF) in this report are not to be confused with adjudicated or sanctioned Anti-Doping Rule Violations (ADRV), as the figures given in this report may contain findings that underwent the Therapeutic Use Exemption (TUE) approval process or multiple findings on the same Athlete. In addition, *Atypical Findings* may correspond to multiple measurements performed on the same *Athlete*, such as in the case of longitudinal studies on testosterone.

**Table 13: Substances (AAFs and ATFs) Identified in Each Drug Class in ADAMS (All Sports) - continued**

| <b>S.2 Peptide Hormones, Growth Factors and Related Substances</b> | <b>Occurrences</b> | <b>% within drug class</b> |
|--|--------------------|----------------------------|
| chorionic gonadotrophin (CG)                                       | 124                | 61.4%                      |
| erythropoietin (EPO)   | 56                 | 27.7%                      |
| luteinizing hormone (LH)   | 15                 | 7.4%                       |
| darbepoetin (dEPO)   | 5                  | 2.5%                       |
| methoxy polyethylene glycol-epoetin beta (CERA)                    | 2                  | 1.0%                       |
| <b>TOTAL*</b>  | <b>202</b>         |                            |

| <b>S.3 Beta-2 Agonists</b> | <b>Occurrences</b> | <b>% within drug class</b> |
|----------------------------|--------------------|----------------------------|
| terbutaline                | 103                | 74.6%                      |
| fenoterol                  | 15                 | 10.9%                      |
| salbutamol                 | 11                 | 8.0%                       |
| salmeterol                 | 9                  | 6.5%                       |
| <b>TOTAL*</b>              | <b>138</b>         |                            |

| <b>S.4 Hormone and Metabolic Modulators</b>  | <b>Occurrences</b> | <b>% within drug class</b> |
|--|--------------------|----------------------------|
| tamoxifen  | 40                 | 43.0%                      |
| clomiphene   | 24                 | 25.8%                      |
| peroxisome proliferator activated receptor $\delta$ (PPAR $\delta$ ) agonists (GW1516) | 11                 | 11.8%                      |
| anastrozole  | 6                  | 6.5%                       |
| letrozole  | 5                  | 5.4%                       |
| androstatrienedione  | 2                  | 2.2%                       |
| androstene-3,6,17 trione (6-oxo)   | 2                  | 2.2%                       |
| insulin (aspart)   | 1                  | 1.1%                       |
| insulin (humalog)  | 1                  | 1.1%                       |
| toremifene   | 1                  | 1.1%                       |
| <b>TOTAL*</b>  | <b>93</b>          |                            |

| <b>S.5 Diuretics and Other Masking Agents</b> | <b>Occurrences</b> | <b>% within drug class</b> |
|---|--------------------|----------------------------|
| furosemide                                    | 145                | 36.9%                      |
| hydrochlorothiazide                           | 125                | 31.8%                      |
| canrenone                                     | 23                 | 5.9%                       |
| chlorothiazide                                | 23                 | 5.9%                       |
| amiloride                                     | 18                 | 4.6%                       |
| triamterene                                   | 15                 | 3.8%                       |
| acetazolamide                                 | 14                 | 3.6%                       |
| indapamide                                    | 6                  | 1.5%                       |
| glycerol                                      | 5                  | 1.3%                       |
| probenecid                                    | 5                  | 1.3%                       |
| chlortalidone                                 | 3                  | 0.8%                       |
| spironolactone                                | 3                  | 0.8%                       |
| bumetanide                                    | 2                  | 0.5%                       |
| 4-amino-6-chloro-1,3-benzenedisulfonamide     | 1                  | 0.3%                       |
| dextran                                       | 1                  | 0.3%                       |
| dorzolamide                                   | 1                  | 0.3%                       |
| eplerenone                                    | 1                  | 0.3%                       |
| torasemide                                    | 1                  | 0.3%                       |
| trichloromethiazide                           | 1                  | 0.3%                       |
| <b>TOTAL*</b>                                 | <b>393</b>         |                            |

\* The *Adverse Analytical Findings* (AAF) and *Atypical Findings* (ATF) in this report are not to be confused with adjudicated or sanctioned Anti-Doping Rule Violations (ADRV), as the figures given in this report may contain findings that underwent the Therapeutic Use Exemption (TUE) approval process or multiple findings on the same Athlete. In addition, *Atypical Findings* may correspond to multiple measurements performed on the same *Athlete*, such as in the case of longitudinal studies on testosterone.

Table 13: Substances (AAFs and ATFs) Identified in Each Drug Class in ADAMS (All Sports) - continued

| S.6 Stimulants   | Occurrences | % within drug class |
|--|-------------|---------------------|
| methylhexaneamine (dimethylpentylamine)                          | 169         | 31.9%               |
| methylphenidate  | 66          | 12.5%               |
| cocaine  | 52          | 9.8%                |
| amfetamine   | 47          | 8.9%                |
| oxilofrine (methysynephrine)                                     | 22          | 4.2%                |
| sibutramine  | 20          | 3.8%                |
| tuaminoheptane   | 15          | 2.8%                |
| fonturacetam [4-phenylpiracetam (carphedon)]                     | 10          | 1.9%                |
| ephedrine  | 10          | 1.9%                |
| methylenedioxyamphetamine  | 9           | 1.7%                |
| modafinil  | 8           | 1.5%                |
| cathine  | 7           | 1.3%                |
| methamphetamine (D-)   | 7           | 1.3%                |
| phentermine  | 7           | 1.3%                |
| pseudoephedrine  | 7           | 1.3%                |
| d-amphetamine/dextroamphetamine                                  | 6           | 1.1%                |
| heptaminol   | 6           | 1.1%                |
| mephentermine  | 6           | 1.1%                |
| pseudoephedrine  | 6           | 1.1%                |
| beta-methylphenylethylamine                                      | 5           | 0.9%                |
| isometheptene  | 4           | 0.8%                |
| N-ethyl-1-phenylbutan-2-amine                                    | 4           | 0.8%                |
| nikethamide  | 4           | 0.8%                |
| hydroxyamphetamine (parahydroxyamphetamine)                      | 3           | 0.6%                |
| N, alpha-diethyl-benzeneethanamine                               | 3           | 0.6%                |
| N,N-dimethyl-2-phenylpropan-1-amine                              | 3           | 0.6%                |
| 1-Phenylbutan-2-amine  | 2           | 0.4%                |
| amfepramone  | 2           | 0.4%                |
| beta-methylphenethylamine  | 2           | 0.4%                |
| bromantan  | 2           | 0.4%                |
| N, alpha-diethylbenzeneethanamine                                | 2           | 0.4%                |
| octopamine   | 2           | 0.4%                |
| phenpromethamine   | 2           | 0.4%                |
| 2-amino-N-ethyl-1-phenylbutan (N,alfa-diethyl-benzeneethanamine) | 1           | 0.2%                |
| cathinone and its analogues                                      | 1           | 0.2%                |
| etamivan   | 1           | 0.2%                |
| hydroxyamphetamine   | 1           | 0.2%                |
| levmethamphetamine   | 1           | 0.2%                |
| mephedrone   | 1           | 0.2%                |
| methylephedrine  | 1           | 0.2%                |
| N-ethyl-1-phenyl-2-butanamine                                    | 1           | 0.2%                |
| strychnine   | 1           | 0.2%                |
| tenamfetamine (methylenedioxyamphetamine)                        | 1           | 0.2%                |
| <b>TOTAL*</b>  | <b>530</b>  |                     |

\* The Adverse Analytical Findings (AAF) and Atypical Findings (ATF) in this report are not to be confused with adjudicated or sanctioned Anti-Doping Rule Violations (ADRV), as the figures given in this report may contain findings that underwent the Therapeutic Use Exemption (TUE) approval process or multiple findings on the same Athlete. In addition, Atypical Findings may correspond to multiple measurements performed on the same Athlete, such as in the case of longitudinal studies on testosterone.

**Table 13: Substances (AAFs and ATFs) Identified in Each Drug Class in ADAMS (All Sports) - continued**

| <b>S.7 Narcotics</b>         | <b>Occurrences</b> | <b>% within drug class</b> |
|------------------------------|--------------------|----------------------------|
| morphine                     | 25                 | 58.1%                      |
| oxycodone                    | 6                  | 14.0%                      |
| methadone                    | 5                  | 11.6%                      |
| fentanyl and its derivatives | 4                  | 9.3%                       |
| buprenorphine                | 2                  | 4.7%                       |
| pethidine (meperidine)       | 1                  | 2.3%                       |
| <b>TOTAL*</b>                | <b>43</b>          |                            |

| <b>S.8 Cannabinoids</b>   | <b>Occurrences</b> | <b>% within drug class</b> |
|---|--------------------|----------------------------|
| carboxy-THC   | 175                | 93.1%                      |
| JWH-018   | 8                  | 4.3%                       |
| JWH-073   | 4                  | 2.1%                       |
| N-(adamantan-1-yl)-1-(5-fluoropentyl)-1H-indole-3-carboxamide (STS-135) metabolites | 1                  | 0.5%                       |
| <b>TOTAL*</b>   | <b>188</b>         |                            |

| <b>S.9 Glucocorticosteroids</b> | <b>Occurrences</b> | <b>% within drug class</b> |
|---------------------------------|--------------------|----------------------------|
| budesonide                      | 135                | 40.9%                      |
| prednisolone                    | 58                 | 17.6%                      |
| prednisone                      | 55                 | 16.7%                      |
| betamethasone                   | 35                 | 10.6%                      |
| dexamethasone                   | 18                 | 5.5%                       |
| methylprednisolone              | 14                 | 4.2%                       |
| triamcinolone acetonide         | 12                 | 3.6%                       |
| fluticasone propionate          | 2                  | 0.6%                       |
| triamcinolone                   | 1                  | 0.3%                       |
| <b>TOTAL*</b>                   | <b>330</b>         |                            |

| <b>P1. Alcohol</b> | <b>Occurrences</b> | <b>% within drug class</b> |
|--------------------|--------------------|----------------------------|
| alcohol            | 8                  | 100%                       |
| <b>TOTAL*</b>      | <b>8</b>           |                            |

| <b>P2. Beta-Blockers</b> | <b>Occurrences</b> | <b>% within drug class</b> |
|--------------------------|--------------------|----------------------------|
| propranolol              | 8                  | 32.0%                      |
| bisoprolol               | 7                  | 28.0%                      |
| metoprolol               | 5                  | 20.0%                      |
| atenolol                 | 3                  | 12.0%                      |
| celiprolol               | 1                  | 4.0%                       |
| carteolol                | 1                  | 4.0%                       |
| <b>TOTAL*</b>            | <b>25</b>          |                            |

| <b>M2. Chemical and Physical Manipulation</b> | <b>Occurrences</b> | <b>% within drug class</b> |
|---|--------------------|----------------------------|
| chemical and physical manipulation            | 1                  | 100%                       |
| <b>TOTAL*</b>                                 | <b>1</b>           |                            |

\* The *Adverse Analytical Findings* (AAFs) and *Atypical Findings* (ATFs) in this report are not to be confused with adjudicated or sanctioned Anti-Doping Rule Violations (ADRVs), as the figures given in this report may contain findings that underwent the Therapeutic Use Exemption (TUE) approval process or multiple findings on the same Athlete. In addition, *Atypical Findings* may correspond to multiple measurements performed on the same *Athlete*, such as in the case of longitudinal studies on testosterone.

**2013 Anti-Doping Testing Figures**  
*Samples Analyzed and Reported by Accredited Laboratories in ADAMS*

**Table 14: Total Laboratory AAFs\* and ATFs\* per Drug Class as Reported in ADAMS (All Sports)**

| Laboratory                  | Anabolic Agents | Peptide Hormones, Growth Factors and Related Substances | Beta-2 Agonists | Hormone and Metabolic Modulators | Diuretics and Other Masking Agents | Stimulants   | Narcotics   | Cannabinoids | Glucocorticosteroids | Alcohol     | Beta-Blockers | Enhancement of Oxygen Transfer | Chemical and Physical Manipulation | Total Findings per Lab | % of total Findings |
|-----------------------------|-----------------|---|-----------------|----------------------------------|------------------------------------|--------------|-------------|--------------|----------------------|-------------|---------------|--------------------------------|------------------------------------|------------------------|---------------------|
|                             | S1.             | S2.   | S3.             | S4.                              | S5.                                | S6.          | S7.         | S8.          | S9.                  | P1.         | P2.           | M1.                            | M2.                                |                        |                     |
| Almaty, Kazakhstan          | 16              | -   | -               | -                                | 2                                  | 2            | -           | 1            | -                    | -           | -             | -                              | -                                  | 21                     | 0.4%                |
| Athens, Greece              | 82              | 8   | 3               | 3                                | 20                                 | 16           | -           | 5            | 7                    | -           | -             | -                              | -                                  | 144                    | 2.7%                |
| Bangkok, Thailand           | 18              | 3   | 1               | 1                                | 12                                 | 6            | -           | -            | 1                    | -           | -             | -                              | -                                  | 42                     | 0.8%                |
| Barcelona, Spain            | 33              | 2   | 8               | -                                | 4                                  | 3            | -           | 1            | 8                    | -           | -             | -                              | -                                  | 59                     | 1.1%                |
| Beijing, China              | 29              | 4   | 1               | -                                | 13                                 | 2            | -           | -            | 7                    | -           | 2             | -                              | -                                  | 58                     | 1.1%                |
| Bloemfontein, South Africa  | 49              | 1   | 1               | 1                                | 14                                 | 34           | -           | 4            | 11                   | -           | -             | -                              | -                                  | 115                    | 2.2%                |
| Bogota, Colombia            | 13              | -   | -               | 1                                | 10                                 | 19           | -           | -            | 3                    | -           | -             | -                              | -                                  | 46                     | 0.9%                |
| Bucharest, Romania          | 40              | 2   | -               | -                                | 2                                  | 3            | -           | 1            | 2                    | -           | -             | -                              | -                                  | 50                     | 0.9%                |
| Cologne, Germany            | 437             | 16  | 3               | 7                                | 21                                 | 37           | 10          | 13           | 19                   | -           | 2             | -                              | 1                                  | 566                    | 10.7%               |
| New Delhi, India            | 129             | 5   | 1               | 4                                | 15                                 | 51           | -           | 12           | 11                   | -           | -             | -                              | -                                  | 228                    | 4.3%                |
| Dresden, Germany            | 47              | -   | 2               | 3                                | 12                                 | 4            | 2           | 7            | 2                    | -           | -             | -                              | -                                  | 79                     | 1.5%                |
| Ghent, Belgium              | 215             | 11  | 3               | 8                                | 7                                  | 28           | 1           | 23           | 15                   | -           | 1             | -                              | -                                  | 312                    | 5.9%                |
| Havana, Cuba                | 69              | -   | -               | -                                | 14                                 | -            | -           | -            | 3                    | -           | 1             | -                              | -                                  | 87                     | 1.7%                |
| Helsinki, Finland           | 121             | 1   | 1               | 3                                | 3                                  | 2            | -           | 1            | 1                    | -           | 1             | -                              | -                                  | 134                    | 2.5%                |
| Lausanne, Switzerland       | 121             | 7   | 2               | 2                                | 4                                  | 12           | 3           | 8            | 11                   | -           | -             | -                              | -                                  | 170                    | 3.2%                |
| Lisbon, Portugal            | 62              | 1   | 1               | 1                                | 3                                  | 9            | -           | 6            | 2                    | -           | 1             | -                              | -                                  | 86                     | 1.6%                |
| London, UK                  | 12              | 17  | 3               | 1                                | 7                                  | 14           | 1           | 6            | 2                    | -           | 2             | -                              | -                                  | 65                     | 1.2%                |
| Los Angeles, USA            | 62              | 6   | 3               | 5                                | 19                                 | 21           | 1           | 5            | 8                    | -           | -             | -                              | -                                  | 130                    | 2.5%                |
| Madrid, Spain               | 33              | 7   | 7               | 2                                | 14                                 | 22           | -           | 5            | 17                   | -           | 4             | -                              | -                                  | 111                    | 2.1%                |
| Montreal, Canada            | 77              | 6   | 9               | 15                               | 46                                 | 27           | 4           | 6            | 8                    | -           | 4             | -                              | -                                  | 202                    | 3.8%                |
| Moscow, Russia              | 575             | 8   | 11              | 5                                | 48                                 | 48           | 2           | 15           | 25                   | -           | 2             | -                              | -                                  | 739                    | 14.0%               |
| Oslo, Norway                | 209             | 3   | 12              | -                                | -                                  | 9            | 2           | 3            | 4                    | 8           | 1             | -                              | -                                  | 251                    | 4.8%                |
| Paris, France               | 93              | 28  | 12              | 6                                | 10                                 | 33           | 13          | 31           | 79                   | -           | 2             | -                              | -                                  | 307                    | 5.8%                |
| Rio de Janeiro, Brazil      | 2               | 2   | 2               | 6                                | 5                                  | 7            | -           | -            | 4                    | -           | -             | -                              | -                                  | 28                     | 0.5%                |
| Rome, Italy                 | 179             | 31  | 7               | -                                | 12                                 | 13           | 1           | 15           | 24                   | -           | 1             | -                              | -                                  | 283                    | 5.4%                |
| Seibersdorf, Austria        | 145             | 6   | 4               | 4                                | 19                                 | 6            | -           | 6            | 14                   | -           | -             | -                              | -                                  | 204                    | 3.9%                |
| Seoul, Korea                | 10              | 1   | -               | -                                | 10                                 | 4            | 1           | -            | -                    | -           | -             | -                              | -                                  | 26                     | 0.5%                |
| Stockholm, Sweden           | 139             | -   | 32              | -                                | 1                                  | 6            | -           | 5            | 30                   | -           | -             | -                              | -                                  | 213                    | 4.0%                |
| Sydney, Australia           | 7               | 11  | 2               | -                                | 7                                  | 24           | 1           | 2            | 4                    | -           | -             | -                              | -                                  | 58                     | 1.1%                |
| Mexico City, Mexico         | 138             | -   | -               | -                                | 5                                  | 13           | -           | 1            | 2                    | -           | -             | -                              | -                                  | 159                    | 3.0%                |
| Tokyo, Japan                | 8               | 1   | -               | -                                | 7                                  | 2            | -           | -            | 1                    | -           | -             | -                              | -                                  | 19                     | 0.4%                |
| Salt Lake City, USA         | 62              | 1   | 7               | 1                                | 10                                 | 14           | 1           | 2            | -                    | -           | -             | -                              | -                                  | 98                     | 1.9%                |
| Warsaw, Poland              | 88              | 13  | -               | 14                               | 17                                 | 39           | -           | 4            | 5                    | -           | 1             | -                              | -                                  | 181                    | 3.4%                |
| <b>TOTAL PER DRUG CLASS</b> | <b>3320</b>     | <b>202</b>  | <b>138</b>      | <b>93</b>                        | <b>393</b>                         | <b>530</b>   | <b>43</b>   | <b>188</b>   | <b>330</b>           | <b>8</b>    | <b>25</b>     | <b>0</b>                       | <b>1</b>                           | <b>5271</b>            |                     |
| <b>% of Drug Class</b>      | <b>63.0%</b>    | <b>3.8%</b>   | <b>2.6%</b>     | <b>1.8%</b>                      | <b>7.5%</b>                        | <b>10.1%</b> | <b>0.8%</b> | <b>3.6%</b>  | <b>6.3%</b>          | <b>0.2%</b> | <b>0.5%</b>   | <b>0%</b>                      | <b>0.02%</b>                       |                        |                     |

\* **The Adverse Analytical Findings (AAFs) and Atypical Findings (ATFs) in this report are not to be confused with adjudicated or sanctioned Anti-Doping Rule Violations (ADRVs)**, as the figures given in this report may contain findings that underwent the Therapeutic Use Exemption (TUE) approval process or multiple findings on the same *Athlete*. In addition, *Atypical Findings* may correspond to multiple measurements performed on the same *Athlete*, such as in the case of longitudinal studies on testosterone.





# **2013 Anti-Doping Testing Figures Sport Report**

---

## Table of Contents

---

|                   |  |
|-------------------|--|
| <b>Table 1 :</b>  | <b>Total Samples Analyzed in Olympic Sport/Disciplines (as reported in ADAMS)</b>                |
| <b>Table 2 :</b>  | <b>Total Samples Analyzed in IOC Recognized Sport ) s (as reported in ADAMS)</b>                 |
| <b>Table 3 :</b>  | <b>Total Samples Analyzed in AIMS Sport/Disciplines (as reported in ADAMS)</b>                   |
| <b>Table 4 :</b>  | <b>Total Samples Analyzed in Sports for Athletes with an Impairment (as reported in ADAMS)</b>   |
| <b>Table 5 :</b>  | <b>Total Samples Analyzed in IPC Sport/Disciplines (as reported in ADAMS)</b>                    |
| <b>Table 6 :</b>  | <b>Total Samples Analyzed in Other Sport/Disciplines ) U o</b>                                   |
| <b>Table 7 :</b>  | <b>GC/C/IRMS Tests Conducted Olympic Sport/Disciplines</b>                                       |
| <b>Table 8 :</b>  | <b>EPO Tests Conducted Olympic Sport/Disciplines</b>   |
| <b>Table 9 :</b>  | <b>hGH Tests Conducted Olympic Sport/Disciplines</b>   |
| <b>Table 10 :</b> | <b>HB\# " T (Transfusion) Tests Conducted Olympic Sport/Disciplines</b>                          |
| <b>Table 11 :</b> | <b>GC/C/IRMS Tests Conducted in IOC Recognized Sport/Disciplines</b>                             |
| <b>Table 12 :</b> | <b>EPO Tests Conducted in IOC Recognized Sport/Disciplines</b>                                   |
| <b>Table 13 :</b> | <b>hGH Tests Conducted in IOC Recognized Sport/Disciplines</b>                                   |
| <b>Table 14 :</b> | <b>HBOCs and HBT (Transfusion) Tests Conducted in IOC Recognized Sport/Disciplines</b>           |
| <b>Table 15 :</b> | <b>GC/C/IRMS Tests Conducted in AIMS Sport/Disciplines</b>                                       |
| <b>Table 16 :</b> | <b>EPO Tests Conducted in AIMS Sport/Disciplines</b>   |
| <b>Table 17 :</b> | <b>hGH, HBOCs and HBT (Transfusion) Tests Conducted in AIMS Sport/Disciplines</b>                |
| <b>Table 18 :</b> | <b>GC/C/IRMS Tests Conducted in Sport for Athletes with an Impairment</b>                        |
| <b>Table 19 :</b> | <b>GC/C/IRMS Tests Conducted in IPC Sport/Disciplines</b>  |
| <b>Table 20 :</b> | <b>EPO Tests Conducted in Sport for Athletes with an Impairment</b>                              |
| <b>Table 21 :</b> | <b>EPO Tests Conducted in IPC Sport/Disciplines</b>  |
| <b>Table 22 :</b> | <b>hGH, HBOCs and HBT (Transfusion) Tests Conducted in Sport for Athletes with an Impairment</b> |
| <b>Table 23 :</b> | <b>hGH, HBOCs and HBT (Transfusion) Tests Conducted in IPC Sport/Disciplines</b>                 |

## Terms and Abbreviations

---

|                  |   |
|------------------|---|
| <b>IC</b>        | In-Competition  |
| <b>OOO</b>       | Out-of-Competition  |
| <b>Sample</b>    | Any biological material collected for the purposes of <i>Doping Control</i> * |
| <b>AAF</b>       | Adverse Analytical Finding  |
| <b>ATF</b>       | Atypical Finding  |
| <b>GC/C/IRMS</b> | Gas Chromatograph/Carbon/Isotope Ratio Mass Spectrometer (e.g."IRMS")         |
| <b>EPO</b>       | Erythropoetins  |
| <b>hGH</b>       | hGH Isoform Differential Immunoassays   |
| <b>HBT</b>       | Homologous Blood Transfusion  |
| <b>HBOCs</b>     | Haemoglobin Based Oxygen Carriers   |
| <b>IOC</b>       | International Olympic Committee   |
| <b>AIMS</b>      | Alliance of Independent Members of SportAccord                                |
| <b>NADO</b>      | National Anti-Doping Organization   |
| <b>RADO</b>      | Regional Anti-Doping Organization   |
| <b>NOC</b>       | National Olympic Committee  |
| <b>IF</b>        | International Federation  |
| <b>NF</b>        | National Federation   |
| <b>TA</b>        | Testing Authority   |
| <b>SCA</b>       | Sample Collection Authority   |
| <b>ADAMS</b>     | Anti-Doping Administration and Management System                              |
| <b>ABP</b>       | Athlete Biological Passport   |
| <b>IPC</b>       | International Paralympic Committee**  |

\* biological material limited to urine and blood in this report

\*\* limited to sport/disciplines under the auspices of the IPC (others are compiled under the category "Sports for Athletes with an Impairment")

**2013 Anti-Doping Testing Figures**  
**Samples Analyzed and Reported by Accredited Laboratories in ADAMS**

**Table 1: Total Samples Analyzed in Olympic Sport/Disciplines\* (as reported in ADAMS)**

| Sport         | Discipline               | Urine      |     |     |             |     |     | Blood      |     |     |             |     |     | Total per Sport | % AAF  |           |
|---------------|--------------------------|------------|-----|-----|-------------|-----|-----|------------|-----|-----|-------------|-----|-----|-----------------|--------|-----------|
|               |                          | IC Samples | ATF | AAF | OOC Samples | ATF | AAF | IC Samples | ATF | AAF | OOC Samples | ATF | AAF |                 |        | Sub Total |
| Aquatics      | Swimming                 | 4264       | 11  | 61  | 4091        | 26  | 7   | 121        | 0   | 0   | 140         | 0   | 0   | 8616            | 11,585 | 0.8%      |
|               | Water Polo               | 857        | 3   | 9   | 628         | 13  | 0   | 12         | 0   | 0   | 7           | 0   | 0   | 1504            |        |           |
|               | Diving                   | 401        | 2   | 3   | 294         | 2   | 2   | -          | -   | -   | -           | -   | -   | 695             |        |           |
|               | Synchronized Swimming    | 153        | 0   | 2   | 146         | 0   | 0   | -          | -   | -   | -           | -   | -   | 299             |        |           |
|               | Open Water               | 167        | 1   | 1   | 49          | 0   | 0   | 34         | 0   | 0   | 1           | 0   | 0   | 251             |        |           |
|               | Aquatics                 | 161        | 0   | 1   | 59          | 1   | 2   | -          | -   | -   | -           | -   | -   | 220             |        |           |
| Archery       | Archery                  | 663        | 2   | 3   | 191         | 0   | 0   | -          | -   | -   | 3           | 0   | 0   | 857             | 871    | 0.3%      |
|               | Recurve                  | 3          | 0   | 0   | 10          | 0   | 0   | -          | -   | -   | -           | -   | -   | 13              |        |           |
|               | Compound                 | -          | -   | -   | 1           | 0   | 0   | -          | -   | -   | -           | -   | -   | 1               |        |           |
| Athletics     | Athletics                | 11724      | 85  | 180 | 8323        | 85  | 63  | 132        | 0   | 1   | 491         | 1   | 0   | 20670           | 24,942 | 1.2%      |
|               | Track                    | 484        | 5   | 11  | 952         | 19  | 4   | 4          | 0   | 0   | 78          | 0   | 0   | 1518            |        |           |
|               | Marathon                 | 562        | 8   | 9   | 131         | 1   | 0   | 6          | 0   | 0   | 13          | 0   | 0   | 712             |        |           |
|               | Walking                  | 133        | 0   | 4   | 234         | 2   | 1   | -          | -   | -   | 22          | 0   | 0   | 389             |        |           |
|               | Field                    | 95         | 1   | 6   | 241         | 1   | 1   | 2          | 0   | 0   | 12          | 0   | 0   | 350             |        |           |
|               | Cross Country            | 305        | 3   | 3   | 1           | 0   | 0   | 18         | 0   | 0   | -           | -   | -   | 324             |        |           |
|               | Road                     | 102        | 1   | 1   | 51          | 1   | 0   | -          | -   | -   | 31          | 0   | 0   | 184             |        |           |
|               | Combined                 | 118        | 0   | 0   | 45          | 0   | 0   | -          | -   | -   | 4           | 0   | 0   | 167             |        |           |
|               | Indoor Athletics         | 154        | 1   | 2   | 9           | 1   | 0   | -          | -   | -   | -           | -   | -   | 163             |        |           |
|               | Shot Put                 | 69         | 0   | 1   | 78          | 0   | 2   | -          | -   | -   | 1           | 0   | 0   | 148             |        |           |
|               | Discus Throwing          | 41         | 0   | 0   | 96          | 1   | 0   | -          | -   | -   | 2           | 0   | 0   | 139             |        |           |
|               | Mountain Running         | 112        | 0   | 2   | 7           | 1   | 0   | 13         | 0   | 0   | 2           | 0   | 0   | 134             |        |           |
|               | High Jump                | 9          | 1   | 1   | 29          | 0   | 0   | -          | -   | -   | -           | -   | -   | 38              |        |           |
|               | Ultra Running            | 6          | 0   | 0   | -           | -   | -   | -          | -   | -   | -           | -   | -   | 6               |        |           |
| Badminton     | -                        | 760        | 4   | 2   | 504         | 2   | 0   | -          | -   | -   | -           | -   | -   | 1,264           | 0.2%   |           |
| Basketball    | -                        | 3492       | 24  | 34  | 1933        | 28  | 1   | 80         | 0   | 0   | 41          | 0   | 0   | -               | 5,546  | 0.6%      |
| Biathlon      | -                        | 1240       | 19  | 11  | 1004        | 15  | 4   | -          | -   | -   | 94          | 0   | 0   | -               | 2,338  | 0.6%      |
| Bobsleigh     | Bobsleigh                | 173        | 3   | 1   | 801         | 9   | 0   | 2          | 0   | 0   | 103         | 0   | 0   | 1079            | 1,372  | 0.1%      |
|               | Skeleton                 | 143        | 1   | 1   | 144         | 1   | 0   | -          | -   | -   | 6           | 0   | 0   | 293             |        |           |
| Boxing        | -                        | 1690       | 17  | 43  | 1666        | 25  | 7   | 11         | 0   | 0   | 155         | 0   | 0   | -               | 3,522  | 1.4%      |
| Canoe / Kayak | Canoe Kayak              | 1400       | 6   | 18  | 1936        | 18  | 9   | 18         | 0   | 0   | 111         | 0   | 0   | 3465            | 4,024  | 0.7%      |
|               | Canoe Slalom (Slalom)    | 139        | 2   | 1   | 102         | 2   | 0   | -          | -   | -   | 3           | 0   | 0   | 244             |        |           |
|               | Canoe Sprint (Flatwater) | 61         | 1   | 0   | 130         | 5   | 0   | 13         | 0   | 0   | 16          | 0   | 0   | 220             |        |           |
|               | Canoe Marathon           | 25         | 0   | 0   | 7           | 0   | 0   | 1          | 0   | 0   | 3           | 0   | 0   | 36              |        |           |
|               | Canoe Polo               | 32         | 0   | 2   | 3           | 0   | 0   | -          | -   | -   | -           | -   | -   | 35              |        |           |
|               | Wildwater Canoeing       | -          | -   | -   | 10          | 0   | 0   | -          | -   | -   | -           | -   | -   | 10              |        |           |
|               | Ocean Racing             | 7          | 0   | 0   | -           | -   | -   | -          | -   | -   | -           | -   | -   | 7               |        |           |
|               | Canoe Freestyle          | -          | -   | -   | 6           | 0   | 0   | -          | -   | -   | -           | -   | -   | 6               |        |           |
| Canoe Sailing | -                        | -          | -   | 1   | 0           | 0   | -   | -          | -   | -   | -           | -   | 1   |                 |        |           |
| Curling       | -                        | 193        | 0   | 2   | 344         | 3   | 0   | -          | -   | -   | -           | -   | -   | 537             | 0.4%   |           |

\* IFs who are members of ASOIF/AOIWF (Association of Summer/Winter Olympic International Sports Federations) and may include non-Olympic disciplines linked to the IF. Data may include tests conducted in non-Olympic disciplines of the sport.

**2013 Anti-Doping Testing Figures**  
**Samples Analyzed and Reported by Accredited Laboratories in ADAMS**

**Table 1: Total Samples Analyzed in Olympic Sport/Disciplines\* (as reported in ADAMS) - continued**

| Sport             | Discipline            | Urine |     |     |      |     |     | Blood |     |     |     |     |     | Total per Sport | % AAF  |           |
|-------------------|-----------------------|-------|-----|-----|------|-----|-----|-------|-----|-----|-----|-----|-----|-----------------|--------|-----------|
|                   |                       | IC    | ATF | AAF | IC   | ATF | AAF | IC    | ATF | AAF | IC  | ATF | AAF |                 |        | Sub Total |
| Cycling           | Cycling               | 5566  | 103 | 122 | 3497 | 62  | 10  | 168   | 0   | 1   | 241 | 0   | 0   | 9472            | 22,252 | 1.2%      |
|                   | Road                  | 4903  | 112 | 73  | 2740 | 40  | 11  | 319   | 0   | 1   | 309 | 0   | 0   | 8271            |        |           |
|                   | Track                 | 1275  | 17  | 14  | 512  | 9   | 2   | 26    | 0   | 0   | 83  | 0   | 0   | 1896            |        |           |
|                   | Mountain Bike         | 1114  | 17  | 28  | 236  | 11  | 1   | -     | -   | -   | 27  | 0   | 0   | 1377            |        |           |
|                   | Cyclo Cross           | 689   | 7   | 5   | 16   | 0   | 0   | 25    | 0   | 0   | -   | -   | -   | 730             |        |           |
|                   | BMX                   | 337   | 5   | 9   | 77   | 1   | 0   | 5     | 0   | 0   | 7   | 0   | 0   | 426             |        |           |
|                   | Trial                 | 31    | 0   | 0   | 1    | 0   | 0   | -     | -   | -   | -   | -   | -   | 32              |        |           |
|                   | Artistic Cycling      | 28    | 0   | 0   | 2    | 0   | 0   | -     | -   | -   | -   | -   | -   | 30              |        |           |
|                   | Biological Passport** | -     | -   | -   | -    | -   | -   | 1     | 0   | 0   | 13  | 0   | 0   | 14              |        |           |
| Cycle Ball        | 4                     | 0     | 1   | -   | -    | -   | -   | -     | -   | -   | -   | -   | 4   |                 |        |           |
| Equestrian        | Equestrian            | 335   | 0   | 9   | 51   | 0   | 0   | -     | -   | -   | 1   | 0   | 0   | 387             | 566    | 2.3%      |
|                   | Jumping               | 45    | 0   | 2   | 13   | 0   | 0   | -     | -   | -   | -   | -   | -   | 58              |        |           |
|                   | Dressage              | 31    | 0   | 0   | 12   | 0   | 0   | -     | -   | -   | -   | -   | -   | 43              |        |           |
|                   | Eventing              | 30    | 0   | 1   | 5    | 0   | 0   | -     | -   | -   | -   | -   | -   | 35              |        |           |
|                   | Professional Racing   | 19    | 0   | 0   | 1    | 0   | 0   | -     | -   | -   | -   | -   | -   | 20              |        |           |
|                   | Endurance             | 12    | 0   | 1   | -    | -   | -   | -     | -   | -   | -   | -   | -   | 12              |        |           |
|                   | Vaulting              | 8     | 0   | 0   | 3    | 0   | 0   | -     | -   | -   | -   | -   | -   | 11              |        |           |
| Fencing           | Fencing               | 954   | 11  | 3   | 600  | 15  | 2   | -     | -   | -   | -   | -   | -   | 1554            | 1,980  | 0.4%      |
|                   | Foil                  | 83    | 0   | 1   | 78   | 0   | 0   | -     | -   | -   | -   | -   | -   | 161             |        |           |
|                   | Epee                  | 84    | 2   | 1   | 73   | 1   | 0   | -     | -   | -   | -   | -   | -   | 157             |        |           |
|                   | Sabre                 | 51    | 4   | 0   | 57   | 0   | 0   | -     | -   | -   | -   | -   | -   | 108             |        |           |
| Field Hockey      | Field Hockey          | 674   | 2   | 2   | 741  | 3   | 0   | -     | -   | -   | 4   | 0   | 0   | 1419            | 1,452  | 0.1%      |
|                   | Indoor                | 30    | 0   | 0   | 3    | 0   | 0   | -     | -   | -   | -   | -   | -   | 33              |        |           |
| Football          | Football              | 21141 | 157 | 123 | 5545 | 109 | 12  | 494   | 0   | 0   | 173 | 0   | 0   | 27353           | 28,002 | 0.5%      |
|                   | Futsal                | 487   | 1   | 5   | 144  | 2   | 0   | -     | -   | -   | -   | -   | -   | 631             |        |           |
|                   | Beach Football        | 10    | 1   | 0   | 8    | 0   | 0   | -     | -   | -   | -   | -   | -   | 18              |        |           |
| Golf              | -                     | 389   | 3   | 2   | 94   | 2   | 0   | -     | -   | -   | -   | -   | -   | 483             | 0.4%   |           |
| Gymnastics        | Gymnastics            | 338   | 1   | 3   | 454  | 4   | 0   | 9     | 0   | 0   | 2   | 0   | 0   | 803             | 2,142  | 0.5%      |
|                   | Artistic              | 213   | 0   | 3   | 385  | 5   | 1   | 7     | 0   | 0   | 10  | 0   | 0   | 615             |        |           |
|                   | Rhythmic              | 159   | 0   | 2   | 130  | 0   | 0   | -     | -   | -   | -   | -   | -   | 289             |        |           |
|                   | Trampoline            | 132   | 0   | 1   | 110  | 2   | 0   | -     | -   | -   | -   | -   | -   | 242             |        |           |
|                   | Sport Aerobics        | 52    | 1   | 0   | 68   | 1   | 0   | -     | -   | -   | -   | -   | -   | 120             |        |           |
|                   | Sport Acrobatics      | 45    | 0   | 0   | 25   | 0   | 0   | -     | -   | -   | -   | -   | -   | 70              |        |           |
|                   | Tumbling              | -     | -   | -   | 3    | 0   | 0   | -     | -   | -   | -   | -   | -   | 3               |        |           |
| Handball          | Handball              | 1790  | 15  | 14  | 1398 | 22  | 1   | -     | -   | -   | 17  | 0   | 0   | 3205            | 3,231  | 0.5%      |
|                   | Beach                 | 16    | 5   | 0   | 10   | 0   | 0   | -     | -   | -   | -   | -   | -   | 26              |        |           |
| Ice Hockey        | -                     | 1678  | 34  | 28  | 1757 | 29  | 4   | 6     | 0   | 0   | 47  | 0   | 0   | -               | 3,488  | 0.9%      |
| Judo              | -                     | 2575  | 10  | 54  | 1872 | 11  | 11  | 2     | 0   | 0   | 27  | 0   | 0   | -               | 4,476  | 1.5%      |
| Luge              | -                     | 156   | 0   | 1   | 321  | 8   | 0   | -     | -   | -   | -   | -   | -   | -               | 477    | 0.2%      |
| Modern Pentathlon | -                     | 295   | 1   | 1   | 234  | 3   | 1   | 2     | 0   | 0   | 24  | 0   | 0   | -               | 555    | 0.4%      |

\* IFs who are members of ASOIF/AOIWF (Association of Summer/Winter Olympic International Sports Federations) and may include non-Olympic disciplines linked to the IF. Data may include tests conducted in non-Olympic disciplines of the sport.

\*\* discipline created and utilized for administrative purposes and has since been discontinued.

**2013 Anti-Doping Testing Figures**  
**Samples Analyzed and Reported by Accredited Laboratories in ADAMS**

**Table 1: Total Samples Analyzed in Olympic Sport/Disciplines\* (as reported in ADAMS) - continued**

| Sport         | Discipline              | Urine          |            |              |               |            |            | Blood        |          |          |              |          |          | Sub Total | Total per Sport | % AAF        |
|---------------|-------------------------|----------------|------------|--------------|---------------|------------|------------|--------------|----------|----------|--------------|----------|----------|-----------|-----------------|--------------|
|               |                         | IC             | ATF        | AAF          | IC            | ATF        | AAF        | IC           | ATF      | AAF      | IC           | ATF      | AAF      |           |                 |              |
| Rowing        | -                       | 1538           | 14         | 14           | 2660          | 22         | 3          | 31           | 0        | 0        | 114          | 0        | 0        | -         | 4,343           | 0.4%         |
| Rugby         | Rugby Union             | 2442           | 13         | 59           | 2845          | 28         | 16         | 121          | 0        | 0        | 257          | 0        | 0        | 5665      | 6,126           | 1.3%         |
|               | 7-a-side                | 133            | 1          | 3            | 326           | 7          | 0          | 2            | 0        | 0        | -            | -        | -        | 461       |                 |              |
| Sailing       | -                       | 358            | 2          | 5            | 272           | 1          | 0          | -            | -        | -        | 1            | 0        | 0        | -         | 631             | 0.8%         |
| Shooting      | Shooting                | 1449           | 3          | 13           | 551           | 1          | 1          | -            | -        | -        | -            | -        | -        | 2000      | 2,350           | 0.8%         |
|               | Shotgun                 | 232            | 1          | 3            | 11            | 0          | 0          | -            | -        | -        | -            | -        | -        | 243       |                 |              |
|               | Rifle                   | 59             | 0          | 1            | 17            | 0          | 0          | -            | -        | -        | -            | -        | -        | 76        |                 |              |
|               | Pistol                  | 26             | 0          | 0            | 2             | 1          | 0          | -            | -        | -        | -            | -        | -        | 28        |                 |              |
|               | Running Target          | -              | -          | -            | 3             | 0          | 0          | -            | -        | -        | -            | -        | -        | 3         |                 |              |
| Skating       | Speed Skating           | 1344           | 8          | 4            | 1113          | 4          | 2          | 39           | 0        | 0        | 97           | 0        | 0        | 2593      | 4,655           | 0.2%         |
|               | Short Track             | 446            | 13         | 0            | 589           | 15         | 0          | 3            | 0        | 0        | 41           | 0        | 0        | 1079      |                 |              |
|               | Figure Skating          | 405            | 5          | 1            | 301           | 4          | 1          | -            | -        | -        | 1            | 0        | 0        | 707       |                 |              |
|               | Skating                 | 136            | 4          | 0            | 118           | 1          | 1          | 1            | 0        | 0        | 1            | 0        | 0        | 256       |                 |              |
|               | Synchronized Skating    | 20             | 0          | 0            | -             | -          | -          | -            | -        | -        | -            | -        | -        | 20        |                 |              |
| Skiing        | Cross Country           | 1044           | 16         | 14           | 1122          | 16         | 1          | 12           | 0        | 0        | 157          | 0        | 0        | 2335      | 6,439           | 0.3%         |
|               | Alpine                  | 482            | 2          | 2            | 1151          | 10         | 1          | -            | -        | -        | 43           | 0        | 0        | 1676      |                 |              |
|               | Snowboard               | 320            | 2          | 2            | 409           | 5          | 0          | -            | -        | -        | 1            | 0        | 0        | 730       |                 |              |
|               | Freestyle               | 318            | 1          | 0            | 381           | 6          | 0          | -            | -        | -        | -            | -        | -        | 699       |                 |              |
|               | Ski Jumping             | 238            | 0          | 0            | 264           | 1          | 0          | -            | -        | -        | 7            | 0        | 0        | 509       |                 |              |
|               | Nordic Combined         | 134            | 2          | 1            | 229           | 7          | 0          | 4            | 0        | 0        | 13           | 0        | 0        | 380       |                 |              |
|               | Skiing                  | 4              | 0          | 0            | 97            | 0          | 0          | -            | -        | -        | 8            | 0        | 0        | 109       |                 |              |
| Slopestyle    | -                       | -              | -          | 1            | 0             | 0          | -          | -            | -        | -        | -            | -        | 1        |           |                 |              |
| Table Tennis  | -                       | 653            | 1          | 10           | 382           | 2          | 0          | -            | -        | -        | -            | -        | -        | 1,035     | 1.0%            |              |
| Taekwondo     | -                       | 853            | 3          | 15           | 732           | 7          | 2          | 1            | 0        | 0        | 2            | 0        | 0        | -         | 1,588           | 1.1%         |
| Tennis        | -                       | 2323           | 10         | 14           | 496           | 5          | 0          | 347          | 0        | 0        | 310          | 0        | 0        | -         | 3,476           | 0.4%         |
| Triathlon     | Triathlon               | 1735           | 17         | 24           | 1419          | 19         | 3          | 47           | 0        | 0        | 165          | 0        | 0        | 3366      | 3,495           | 0.8%         |
|               | Triathlon Duathlon      | 86             | 0          | 2            | 4             | 0          | 0          | 6            | 0        | 0        | -            | -        | -        | 96        |                 |              |
|               | Winter Triathlon        | 23             | 0          | 0            | -             | -          | -          | -            | -        | -        | -            | -        | -        | 23        |                 |              |
|               | Triathlon Long Distance | 6              | 0          | 0            | -             | -          | -          | -            | -        | -        | -            | -        | -        | 6         |                 |              |
|               | Triathlon Cross         | 4              | 0          | 0            | -             | -          | -          | -            | -        | -        | -            | -        | -        | 4         |                 |              |
| Volleyball    | Volleyball              | 2220           | 14         | 15           | 1490          | 24         | 3          | -            | -        | -        | 33           | 0        | 0        | 3743      | 4,375           | 0.5%         |
|               | Beach volleyball        | 382            | 0          | 2            | 196           | 1          | 0          | -            | -        | -        | 13           | -        | -        | 591       |                 |              |
|               | Hall                    | 33             | 0          | -            | 8             | -          | 0          | -            | -        | -        | -            | 0        | 0        | 41        |                 |              |
| Weightlifting | -                       | 4349           | 22         | 189          | 3932          | 27         | 98         | 90           | 0        | 0        | 182          | 0        | 0        | -         | 8,553           | 3.4%         |
| Wrestling     | Wrestling               | 1845           | 9          | 57           | 1118          | 10         | 18         | 7            | 0        | 0        | 59           | 0        | 0        | 3029      | 4,331           | 2.3%         |
|               | Freestyle               | 306            | 4          | 8            | 430           | 1          | 3          | 1            | 0        | 0        | -            | -        | -        | 737       |                 |              |
|               | Greco-Roman             | 204            | 2          | 10           | 305           | 9          | 4          | -            | -        | -        | 2            | 0        | 0        | 511       |                 |              |
|               | Feminine                | 39             | 0          | 1            | -             | -          | -          | -            | -        | -        | -            | -        | -        | 39        |                 |              |
|               | Grappling               | 7              | 0          | 0            | 3             | 0          | 0          | -            | -        | -        | -            | -        | -        | 10        |                 |              |
|               | Pankration              | 4              | 0          | 0            | 1             | 0          | 0          | -            | -        | -        | -            | -        | -        | 5         |                 |              |
| <b>Totals</b> |                         | <b>101,917</b> | <b>879</b> | <b>1,393</b> | <b>68,511</b> | <b>836</b> | <b>316</b> | <b>2,243</b> | <b>0</b> | <b>3</b> | <b>3,831</b> | <b>1</b> | <b>0</b> |           | <b>176,502</b>  | <b>0.97%</b> |

\* IFs who are members of ASOIF/AOIWF (Association of Summer/Winter Olympic International Sports Federations) and may include non-Olympic disciplines linked to the IF. Data may include tests conducted in non-Olympic disciplines of the sport.

**2013 Anti-Doping Testing Figures**  
**Samples Analyzed and Reported by Accredited Laboratories in ADAMS**

**Table 2: Total Samples Analyzed in IOC Recognized Sport/Disciplines\* (as reported in ADAMS)**

| Sport             | Discipline                 | Urine      |        |        |             |         |         | Blood      |        |        |             |         |         | Sub Total | Total per Sport | % AAF |
|-------------------|----------------------------|------------|--------|--------|-------------|---------|---------|------------|--------|--------|-------------|---------|---------|-----------|-----------------|-------|
|                   |                            | IC Samples | IC ATF | IC AAF | OOC Samples | OOC ATF | OOC AAF | IC Samples | IC ATF | IC AAF | OOC Samples | OOC ATF | OOC AAF |           |                 |       |
| Air Sports        | Parachuting                | 36         | 0      | 0      | 16          | 0       | 0       | -          | -      | -      | -           | -       | -       | 52        | 112             | 0.0%  |
|                   | General Aviation           | 9          | 0      | 0      | 10          | 0       | 0       | -          | -      | -      | -           | -       | -       | 19        |                 |       |
|                   | Aerobatic                  | 6          | 0      | 0      | 2           | 0       | 0       | -          | -      | -      | -           | -       | -       | 8         |                 |       |
|                   | Hang Gliding & Paragliding | 8          | 1      | 0      | -           | -       | -       | -          | -      | -      | -           | -       | -       | 8         |                 |       |
|                   | Powered Paragliding        | 4          | 0      | 0      | 3           | 0       | 0       | -          | -      | -      | -           | -       | -       | 7         |                 |       |
|                   | Aeromodeling               | 4          | 0      | 0      | 2           | 0       | 0       | -          | -      | -      | -           | -       | -       | 6         |                 |       |
|                   | Gliding                    | 6          | 0      | 0      | -           | -       | -       | -          | -      | -      | -           | -       | -       | 6         |                 |       |
|                   | Microlight and Paramotor   | 3          | 0      | 0      | 1           | 0       | 0       | -          | -      | -      | -           | -       | -       | 4         |                 |       |
|                   | Rotorcraft                 | -          | -      | -      | 2           | 0       | 0       | -          | -      | -      | -           | -       | -       | 2         |                 |       |
| American Football | -                          | 322        | 15     | 23     | 388         | 21      | 20      | -          | -      | -      | 11          | 0       | 0       | -         | 721             | 6.0%  |
| Automobile Sports | Automobile Sports          | 261        | 1      | 14     | 8           | 0       | 0       | -          | -      | -      | -           | -       | -       | 269       | 313             | 5.4%  |
|                   | Karting                    | 22         | 0      | 1      | -           | -       | -       | -          | -      | -      | -           | -       | -       | 22        |                 |       |
|                   | Auto Cross                 | 11         | 0      | 2      | -           | -       | -       | -          | -      | -      | -           | -       | -       | 11        |                 |       |
|                   | Rally                      | 9          | 0      | 0      | 2           | 0       | 0       | -          | -      | -      | -           | -       | -       | 11        |                 |       |
| Bandy             | -                          | 88         | 2      | 3      | 112         | 7       | 2       | -          | -      | -      | -           | -       | -       | -         | 200             | 2.5%  |
| Baseball          | -                          | 807        | 6      | 15     | 614         | 11      | 5       | 19         | 0      | 0      | 3           | 0       | 0       | -         | 1443            | 1.4%  |
| Basque Pelota     | -                          | 65         | 0      | 1      | 71          | 0       | 5       | -          | -      | -      | -           | -       | -       | -         | 136             | 4.4%  |
| Billiards         | Billiards                  | 79         | 1      | 7      | 75          | 0       | 0       | -          | -      | -      | -           | -       | -       | 154       | 254             | 3.5%  |
|                   | Carom                      | 39         | 0      | 0      | 1           | 0       | 0       | -          | -      | -      | -           | -       | -       | 40        |                 |       |
|                   | Snooker                    | 32         | 2      | 0      | 7           | 0       | 0       | -          | -      | -      | -           | -       | -       | 39        |                 |       |
|                   | Pool                       | 20         | 0      | 2      | 1           | 0       | 0       | -          | -      | -      | -           | -       | -       | 21        |                 |       |
| Boules Sports     | Petanque                   | 52         | 0      | 0      | 36          | 0       | 0       | -          | -      | -      | -           | -       | -       | 88        | 131             | 0%    |
|                   | Lawn Bowl                  | 22         | 0      | 0      | 2           | 0       | 0       | -          | -      | -      | -           | -       | -       | 24        |                 |       |
|                   | Boules Sports              | 17         | 0      | 0      | -           | -       | -       | -          | -      | -      | -           | -       | -       | 17        |                 |       |
|                   | Raffa                      | 2          | 0      | 0      | -           | -       | -       | -          | -      | -      | -           | -       | -       | 2         |                 |       |
| Bowling           | Bowling                    | 126        | 1      | 4      | 165         | 1       | 2       | -          | -      | -      | 1           | 0       | 0       | 292       | 344             | 1.7%  |
|                   | Nine-pin Classic           | 8          | 0      | 0      | 19          | 0       | 0       | -          | -      | -      | -           | -       | -       | 27        |                 |       |
|                   | Ten-pin                    | 12         | 0      | 0      | 5           | 0       | 0       | -          | -      | -      | -           | -       | -       | 17        |                 |       |
|                   | Nine-pin Schere            | -          | -      | -      | 8           | 0       | 0       | -          | -      | -      | -           | -       | -       | 8         |                 |       |
| Bridge            | -                          | 16         | 1      | 1      | 5           | 0       | 0       | -          | -      | -      | -           | -       | -       | -         | 21              | 4.8%  |
| Chess             | -                          | 80         | 0      | 3      | 78          | 0       | 0       | -          | -      | -      | -           | -       | -       | -         | 158             | 1.9%  |
| Cricket           | -                          | 565        | 2      | 8      | 470         | 2       | 1       | -          | -      | -      | -           | -       | -       | -         | 1035            | 0.9%  |
| DanceSport        | DanceSport                 | 166        | 1      | 2      | 137         | 0       | 0       | -          | -      | -      | -           | -       | -       | 303       | 447             | 1.1%  |
|                   | Standard                   | 62         | 0      | 1      | 14          | 1       | 0       | -          | -      | -      | -           | -       | -       | 76        |                 |       |
|                   | Latin                      | 15         | 0      | 0      | 4           | 0       | 0       | -          | -      | -      | -           | -       | -       | 19        |                 |       |
|                   | Ballroom                   | 14         | 0      | 1      | -           | -       | -       | -          | -      | -      | -           | -       | -       | 14        |                 |       |
|                   | Youth                      | 12         | 0      | 0      | -           | -       | -       | -          | -      | -      | -           | -       | -       | 12        |                 |       |
|                   | Rock'n'Roll                | 10         | 0      | 1      | -           | -       | -       | -          | -      | -      | -           | -       | -       | 10        |                 |       |
|                   | Formation                  | 7          | 0      | 0      | -           | -       | -       | -          | -      | -      | -           | -       | -       | 7         |                 |       |
|                   | Prof. div. 10-dance        | 6          | 0      | 0      | -           | -       | -       | -          | -      | -      | -           | -       | -       | 6         |                 |       |

\* IFs who are members of ARISF (Association of IOC Recognised International Sports Federations) as recognised by the International Olympic Committee (IOC).

**2013 Anti-Doping Testing Figures**  
**Samples Analyzed and Reported by Accredited Laboratories in ADAMS**

**Table 2: Total Samples Analyzed in IOC Recognized Sport/Disciplines\* (as reported in ADAMS) - continued**

| Sport                       | Discipline                  | Urine   |     |     |         |     |     | Blood   |     |     |         |     |     | Sub Total | Total per Sport | % AAF |
|-----------------------------|-----------------------------|---------|-----|-----|---------|-----|-----|---------|-----|-----|---------|-----|-----|-----------|-----------------|-------|
|                             |                             | IC      |     | OOC |         | IC  |     | OOC     |     | IC  |         | OOC |     |           |                 |       |
|                             |                             | Samples | ATF | AAF | Samples | ATF | AAF | Samples | ATF | AAF | Samples | ATF | AAF |           |                 |       |
| Floorball                   | -                           | 267     | 4   | 0   | 222     | 14  | 1   | -       | -   | -   | -       | -   | -   | -         | 489             | 0.2%  |
| Flying Disc                 | Ultimate                    | 16      | 0   | 0   | 4       | 0   | 0   | -       | -   | -   | -       | -   | -   | 20        | 35              | 0%    |
|                             | Flying Disc                 | 12      | 0   | 0   | 3       | 0   | 0   | -       | -   | -   | -       | -   | -   | 15        |                 |       |
| Karate                      | -                           | 601     | 5   | 6   | 447     | 0   | 0   | -       | -   | -   | 7       | 0   | 0   | -         | 1055            | 0.6%  |
| Korfball                    | -                           | 39      | 1   | 0   | 6       | 1   | 0   | -       | -   | -   | -       | -   | -   | -         | 45              | 0%    |
| Life Saving                 | Beach                       | 9       | 0   | 0   | 1       | 0   | 0   | -       | -   | -   | -       | -   | -   | 10        | 260             | 1.2%  |
|                             | Life Saving                 | 196     | 0   | 3   | 54      | 0   | 0   | -       | -   | -   | -       | -   | -   | 250       |                 |       |
| Motorcycling                | Motorcycle Racing           | 111     | 1   | 1   | 23      | 0   | 0   | -       | -   | -   | -       | -   | -   | 134       | 426             | 1.6%  |
|                             | Road Racing                 | 114     | 1   | 1   | 1       | 1   | 0   | -       | -   | -   | -       | -   | -   | 115       |                 |       |
|                             | Motocross                   | 89      | 0   | 5   | 3       | 0   | 0   | -       | -   | -   | -       | -   | -   | 92        |                 |       |
|                             | Speedway                    | 30      | 1   | 0   | 0       | -   | -   | -       | -   | -   | -       | -   | -   | 30        |                 |       |
|                             | Track Racing                | 18      | 0   | 0   | 0       | -   | -   | -       | -   | -   | -       | -   | -   | 18        |                 |       |
|                             | Enduro                      | 17      | 0   | 0   | 0       | 0   | 0   | -       | -   | -   | -       | -   | -   | 17        |                 |       |
|                             | Trial                       | 14      | 0   | 0   | 3       | -   | -   | -       | -   | -   | -       | -   | -   | 17        |                 |       |
|                             | All-Terrain                 | 3       | 0   | 0   | 0       | -   | -   | -       | -   | -   | -       | -   | -   | 3         |                 |       |
| Mountaineering and Climbing | Climbing                    | 112     | 1   | 0   | 21      | 0   | 0   | -       | -   | -   | -       | -   | -   | 133       | 329             | 0.3%  |
|                             | Ski Mountaineering-UIAA     | 70      | 1   | 1   | 40      | 0   | 0   | -       | -   | -   | 1       | 0   | 0   | 111       |                 |       |
|                             | Mountaineering and Climbing | 10      | 1   | 0   | 25      | 0   | 0   | -       | -   | -   | -       | -   | -   | 35        |                 |       |
|                             | Mountain Running            | 30      | 0   | 0   | 5       | 0   | 0   | -       | -   | -   | -       | -   | -   | 35        |                 |       |
|                             | Ice Climbing                | 12      | 0   | 0   | 3       | 0   | 0   | -       | -   | -   | -       | -   | -   | 15        |                 |       |
| Netball                     | -                           | 224     | 0   | 1   | 69      | 0   | 0   | -       | -   | -   | -       | -   | -   | 293       | 0.3%            |       |
| Orienteering                | Orienteering                | 185     | 1   | 1   | 83      | 4   | 0   | 4       | 0   | 0   | -       | -   | -   | 272       | 477             | 0.4%  |
|                             | Foot Orienteering           | 40      | 1   | 0   | 64      | 0   | 0   | -       | -   | -   | 4       | 0   | 0   | 108       |                 |       |
|                             | Mountain Bike Orienteering  | 45      | 0   | 0   | 19      | 0   | 0   | -       | -   | -   | -       | -   | -   | 64        |                 |       |
|                             | Ski Orienteering            | 24      | 0   | 1   | 9       | 0   | 0   | -       | -   | -   | -       | -   | -   | 33        |                 |       |
| Polo                        | -                           | 3       | 0   | 0   | 2       | 0   | 0   | -       | -   | -   | -       | -   | -   | 5         | 0%              |       |
| Powerboating                | Powerboating                | 166     | 0   | 2   | 9       | 0   | 0   | -       | -   | -   | -       | -   | -   | 175       | 199             | 2.0%  |
|                             | Motonautique                | 18      | 0   | 2   | 1       | 0   | 0   | -       | -   | -   | -       | -   | -   | 19        |                 |       |
|                             | Offshore                    | 5       | 0   | 0   | -       | -   | -   | -       | -   | -   | -       | -   | -   | 5         |                 |       |
| Racquetball                 | -                           | 25      | 0   | 0   | 15      | 0   | 0   | -       | -   | -   | -       | -   | -   | 40        | 0%              |       |
| Roller Sports               | Speed                       | 175     | 0   | 0   | 54      | 0   | 0   | -       | -   | -   | -       | -   | -   | 229       | 576             | 0.7%  |
|                             | Hockey (inline)             | 87      | 3   | 3   | 91      | 3   | 0   | -       | -   | -   | -       | -   | -   | 178       |                 |       |
|                             | Rink Hockey                 | 70      | 0   | 1   | 1       | 1   | 0   | -       | -   | -   | -       | -   | -   | 71        |                 |       |
|                             | Roller Sports               | 44      | 0   | 0   | 7       | 0   | 0   | -       | -   | -   | -       | -   | -   | 51        |                 |       |
|                             | Artistic                    | 24      | 0   | 0   | 23      | 0   | 0   | -       | -   | -   | -       | -   | -   | 47        |                 |       |
| Softball                    | -                           | 171     | 0   | 1   | 108     | 0   | 1   | -       | -   | -   | 25      | 0   | 0   | -         | 304             | 0.7%  |

\* IFs who are members of ARISF (Association of IOC Recognised International Sports Federations) as recognised by the International Olympic Committee (IOC).

**2013 Anti-Doping Testing Figures**  
**Samples Analyzed and Reported by Accredited Laboratories in ADAMS**

**Table 2: Total Samples Analyzed in IOC Recognized Sport/Disciplines\* (as reported in ADAMS) - continued**

| Sport             | Discipline        | Urine        |           |            |              |           |           | Blood     |          |          |           |          |          | Sub Total     | Total per Sport | % AAF |
|-------------------|-------------------|--------------|-----------|------------|--------------|-----------|-----------|-----------|----------|----------|-----------|----------|----------|---------------|-----------------|-------|
|                   |                   | IC           |           |            | OOC          |           |           | IC        |          |          | OOC       |          |          |               |                 |       |
|                   |                   | Samples      | ATF       | AAF        | Samples      | ATF       | AAF       | Samples   | ATF      | AAF      | Samples   | ATF      | AAF      |               |                 |       |
| Sport Climbing    | Sport Climbing    | 117          | 1         | 2          | 12           | 0         | 0         | -         | -        | -        | 1         | 0        | 0        | 130           | 290             | 0.7%  |
|                   | Speed             | 55           | 0         | 0          | 7            | 0         | 0         | -         | -        | -        | -         | -        | -        | 62            |                 |       |
|                   | Lead              | 55           | 0         | 0          | 3            | 0         | 0         | -         | -        | -        | -         | -        | -        | 58            |                 |       |
|                   | Boulder           | 40           | 1         | 0          | -            | -         | -         | -         | -        | -        | -         | -        | -        | 40            |                 |       |
| Squash            | -                 | 231          | 0         | 3          | 137          | 1         | 0         | 1         | 0        | 0        | 1         | 0        | 0        | -             | 370             | 0.8%  |
| Sumo              | -                 | 102          | 0         | 0          | 41           | 2         | 1         | -         | -        | -        | -         | -        | -        | -             | 143             | 0.7%  |
| Surfing           | Surfing           | 129          | 0         | 2          | 8            | 1         | 0         | -         | -        | -        | -         | -        | -        | 137           | 211             | 0.9%  |
|                   | Wind Surfing      | 55           | 0         | 0          | 15           | 0         | 0         | -         | -        | -        | -         | -        | -        | 70            |                 |       |
|                   | Body Board        | 3            | 0         | 0          | 1            | 0         | 0         | -         | -        | -        | -         | -        | -        | 4             |                 |       |
| Tug of War        | -                 | 45           | 0         | 1          | 67           | 0         | 2         | -         | -        | -        | -         | -        | -        | -             | 112             | 2.7%  |
| Underwater Sports | Finswimming       | 161          | 0         | 3          | 45           | 0         | 0         | -         | -        | -        | -         | -        | -        | 206           | 424             | 2.4%  |
|                   | Underwater Sports | 68           | 0         | 0          | 11           | 0         | 0         | -         | -        | -        | -         | -        | -        | 79            |                 |       |
|                   | UW-Rugby          | 57           | 0         | 7          | 14           | 0         | 0         | -         | -        | -        | -         | -        | -        | 71            |                 |       |
|                   | Apnoea            | 28           | 0         | 0          | 2            | 0         | 0         | -         | -        | -        | -         | -        | -        | 30            |                 |       |
|                   | Spearfishing      | 14           | 0         | 0          | -            | -         | -         | -         | -        | -        | -         | -        | -        | 14            |                 |       |
|                   | UW-Hockey         | 10           | 0         | 0          | -            | -         | -         | -         | -        | -        | -         | -        | -        | 10            |                 |       |
|                   | UW-Orienteering   | 10           | 0         | 0          | -            | -         | -         | -         | -        | -        | -         | -        | -        | 10            |                 |       |
|                   | UW-Sport Diving   | 4            | 0         | 0          | -            | -         | -         | -         | -        | -        | -         | -        | -        | 4             |                 |       |
| Water Skiing      | Water Skiing      | 106          | 0         | 0          | 48           | 2         | 0         | -         | -        | -        | -         | -        | -        | 154           | 186             | 0%    |
|                   | Wakeboard         | 15           | 0         | 0          | 11           | 0         | 0         | -         | -        | -        | -         | -        | -        | 26            |                 |       |
|                   | Barefoot          | -            | -         | -          | 2            | 0         | 0         | -         | -        | -        | -         | -        | -        | 2             |                 |       |
|                   | Cable             | -            | -         | -          | 2            | 0         | 0         | -         | -        | -        | -         | -        | -        | 2             |                 |       |
|                   | Racing            | -            | -         | -          | 2            | 0         | 0         | -         | -        | -        | -         | -        | -        | 2             |                 |       |
| Wushu             | Wushu             | 251          | 1         | 11         | 187          | 2         | 0         | -         | -        | -        | -         | -        | -        | 438           | 439             | 2.5%  |
|                   | Sanda             | 0            | 0         | 0          | 1            | 0         | 0         | -         | -        | -        | -         | -        | -        | 1             |                 |       |
| <b>Totals</b>     |                   | <b>7,655</b> | <b>57</b> | <b>147</b> | <b>4,290</b> | <b>75</b> | <b>40</b> | <b>24</b> | <b>0</b> | <b>0</b> | <b>54</b> | <b>0</b> | <b>0</b> | <b>12,023</b> | <b>1.56%</b>    |       |

\* IFs who are members of ARISF (Association of IOC Recognised International Sports Federations) as recognised by the International Olympic Committee (IOC).



**2013 Anti-Doping Testing Figures**  
**Samples Analyzed and Reported by Accredited Laboratories in ADAMS**

**Table 3: Total Samples Analyzed in AIMS Sport/Disciplines\* (as reported in ADAMS)**

| Sport              | Discipline                | Urine        |           |            |              |           |           | Blood     |          |          |           |          |          | Sub Total    | Total per Sport | % AAF |
|--------------------|---------------------------|--------------|-----------|------------|--------------|-----------|-----------|-----------|----------|----------|-----------|----------|----------|--------------|-----------------|-------|
|                    |                           | Samples      | IC ATF    | AAF        | Samples      | IC ATF    | AAF       | Samples   | IC ATF   | AAF      | Samples   | IC ATF   | AAF      |              |                 |       |
| Aikido             | -                         | 10           | 0         | 0          | 13           | 0         | 0         | -         | -        | -        | -         | -        | -        | -            | 23              | 0%    |
| Bodybuilding       | Bodybuilding              | 616          | 2         | 119        | 838          | 0         | 23        | 5         | 0        | 0        | -         | -        | -        | 1459         | 1710            | 10.4% |
|                    | Fitness                   | 66           | 0         | 6          | 178          | 3         | 30        | -         | -        | -        | 7         | 0        | 0        | 251          |                 |       |
| Casting            | Casting                   | 37           | 1         | 1          | 4            | 0         | 0         | -         | -        | -        | -         | -        | -        | 41           | 54              | 3.7%  |
|                    | Coarse Fishing            | 2            | 0         | 0          | 2            | 0         | 0         | -         | -        | -        | -         | -        | -        | 4            |                 |       |
|                    | Continental Fishing       | 4            | 0         | 1          | -            | -         | -         | -         | -        | -        | -         | -        | -        | 4            |                 |       |
|                    | Fresh Water Sport Fishing | 3            | 0         | 0          | 2            | 0         | 0         | -         | -        | -        | -         | -        | -        | 5            |                 |       |
| Cheer              | -                         | 35           | 1         | 0          | -            | -         | -         | -         | -        | -        | -         | -        | -        | 35           | 0%              |       |
| Darts              | -                         | 78           | 4         | 5          | -            | -         | -         | -         | -        | -        | -         | -        | -        | 78           | 6.4%            |       |
| Dragon Boat        | -                         | 38           | 0         | 1          | 118          | 0         | 0         | -         | -        | -        | -         | -        | -        | 156          | 0.6%            |       |
| Draughts           | -                         | 10           | 0         | 0          | 4            | 0         | 0         | -         | -        | -        | -         | -        | -        | 14           | 0%              |       |
| Fistball           | -                         | 11           | 0         | 0          | 3            | 0         | 0         | -         | -        | -        | -         | -        | -        | 14           | 0%              |       |
| Go                 | -                         | 14           | 0         | 0          | 27           | 0         | 0         | -         | -        | -        | -         | -        | -        | 41           | 0%              |       |
| Icestocksport      | -                         | 50           | 0         | 0          | 5            | 0         | 0         | -         | -        | -        | -         | -        | -        | 55           | 0%              |       |
| Ju-Jitsu           | Ju-Jitsu                  | 57           | 0         | 5          | 44           | 0         | 0         | -         | -        | -        | -         | -        | -        | 101          | 103             | 4.9%  |
|                    | Beltwrestling             | -            | -         | -          | 2            | 0         | 0         | -         | -        | -        | -         | -        | -        | 2            |                 |       |
| Kendo              | -                         | 36           | 0         | 0          | 14           | 0         | 0         | -         | -        | -        | -         | -        | -        | 50           | 0%              |       |
| Kickboxing         | Kickboxing                | 255          | 2         | 14         | 163          | 11        | 1         | -         | -        | -        | -         | -        | -        | 418          | 455             | 3.7%  |
|                    | Full Contact              | 22           | 0         | 2          | 12           | 0         | 0         | -         | -        | -        | 1         | 0        | 0        | 35           |                 |       |
|                    | Light Contact             | -            | -         | -          | 2            | 0         | 0         | -         | -        | -        | -         | -        | -        | 2            |                 |       |
| Lacrosse           | -                         | 8            | 0         | 0          | 6            | 0         | 0         | -         | -        | -        | -         | -        | -        | 14           | 0%              |       |
| Minigolf           | -                         | 37           | 0         | 0          | 21           | 0         | 0         | -         | -        | -        | -         | -        | -        | 58           | 0%              |       |
| Muaythai           | -                         | 194          | 0         | 11         | 49           | 0         | 1         | -         | -        | -        | -         | -        | -        | 243          | 4.9%            |       |
| Powerlifting       | Powerlifting              | 1431         | 7         | 82         | 892          | 39        | 33        | 11        | 0        | 0        | 15        | 0        | 0        | 2349         | 2525            | 5.2%  |
|                    | Bench Press               | 167          | 0         | 17         | 3            | 0         | 0         | -         | -        | -        | -         | -        | -        | 170          |                 |       |
|                    | Force Athletique          | 6            | 0         | 0          | -            | -         | -         | -         | -        | -        | -         | -        | -        | 6            |                 |       |
| Sambo              | -                         | 212          | 0         | 6          | 91           | 2         | 1         | -         | -        | -        | 1         | 0        | 0        | 304          | 2.3%            |       |
| Savate             | -                         | 131          | 1         | 2          | 15           | 0         | 0         | -         | -        | -        | 8         | 0        | 0        | 154          | 1.3%            |       |
| Sepaktakraw        | Sepaktakraw               | 59           | 0         | 0          | 52           | 0         | 0         | -         | -        | -        | -         | -        | -        | 111          | 113             | 0%    |
|                    | Hoop Sepaktakraw          | 2            | 0         | 0          | -            | -         | -         | -         | -        | -        | -         | -        | -        | 2            |                 |       |
| Ski-Mountaineering | Ski-Mountaineering- ISMF  | 46           | 0         | 0          | 10           | 0         | 0         | 12        | 0        | 0        | 3         | 0        | 0        | 71           | 0%              |       |
| Sleddog            | -                         | 25           | 0         | 0          | 2            | 0         | 0         | -         | -        | -        | -         | -        | -        | 27           | 0%              |       |
| Soft Tennis        | -                         | 45           | 0         | 0          | 71           | 0         | 0         | -         | -        | -        | -         | -        | -        | 116          | 0%              |       |
| <b>Totals</b>      |                           | <b>3,707</b> | <b>18</b> | <b>272</b> | <b>2,643</b> | <b>55</b> | <b>89</b> | <b>28</b> | <b>0</b> | <b>0</b> | <b>35</b> | <b>0</b> | <b>0</b> | <b>6,413</b> | <b>5.63%</b>    |       |

\* The Alliance of Independent Members of SportAccord (AIMS) groups non-Olympic and non-IOC recognized Sports Federations which are members of SportAccord.

**2013 Anti-Doping Testing Figures**  
**Samples Analyzed and Reported by Accredited Laboratories in ADAMS**

**Table 4: Total Samples Analyzed in Sports for Athletes with an Impairment (as reported in ADAMS)**

| Sport             | Discipline                      | Urine      |        |        |             |         |         | Blood      |        |        |             |         |         | Sub Total | Total per Sport | % AAF |
|-------------------|---------------------------------|------------|--------|--------|-------------|---------|---------|------------|--------|--------|-------------|---------|---------|-----------|-----------------|-------|
|                   |                                 | IC Samples | IC ATF | IC AAF | OOC Samples | OOC ATF | OOC AAF | IC Samples | IC ATF | IC AAF | OOC Samples | OOC ATF | OOC AAF |           |                 |       |
| Aquatics          | CISS Swimming                   | 20         | 0      | 0      | 49          | 0       | 0       | -          | -      | -      | -           | -       | -       | 69        | 76              | 0%    |
|                   | INAS-FID Swimming               | 4          | 0      | 0      | -           | -       | -       | -          | -      | -      | -           | -       | -       | 4         |                 |       |
|                   | Swimming*                       | 3          | 0      | 0      | -           | -       | -       | -          | -      | -      | -           | -       | -       | 3         |                 |       |
| Archery           | Para-Archery <sup>1</sup>       | 39         | 0      | 3      | 30          | -       | -       | -          | -      | -      | -           | -       | -       | -         | 69              | 4.3%  |
|                   | CISS Athletics                  | 49         | 0      | 0      | 86          | 4       | 1       | -          | -      | -      | -           | -       | -       | 135       |                 |       |
| Athletics         | INAS-FID Athletics              | 21         | 0      | 0      | -           | -       | -       | -          | -      | -      | -           | -       | -       | 21        | 170             | 0.6%  |
|                   | Athletics*                      | 12         | 0      | 0      | -           | -       | -       | -          | -      | -      | -           | -       | -       | 12        |                 |       |
|                   | CPISRA Athletics                | 2          | 0      | 0      | -           | -       | -       | -          | -      | -      | -           | -       | -       | 2         |                 |       |
| Badminton         | CISS Badminton                  | -          | -      | -      | 9           | 0       | 0       | -          | -      | -      | -           | -       | -       | -         | 9               | 0%    |
|                   | Wheelchair Basketball           | 98         | 0      | 0      | 66          | 0       | 0       | -          | -      | -      | -           | -       | -       | 164       |                 |       |
| Basketball        | CISS Basketball                 | -          | -      | -      | 30          | 0       | 0       | -          | -      | -      | -           | -       | -       | 30        | 201             | 0%    |
|                   | INAS-FID Basketball             | 4          | 0      | 0      | -           | -       | -       | -          | -      | -      | -           | -       | -       | 4         |                 |       |
|                   | Basketball ID                   | -          | -      | -      | 3           | 0       | 0       | -          | -      | -      | -           | -       | -       | 3         |                 |       |
| Boccia            | Para-Boccia                     | 14         | 0      | 2      | 13          | 1       | 1       | -          | -      | -      | -           | -       | -       | -         | 27              | 11.1% |
| Bowling           | CISS Bowling                    | -          | -      | -      | 8           | 0       | 0       | -          | -      | -      | -           | -       | -       | -         | 8               | 0%    |
| Canoe / Kayak     | Para-Canoe / Kayak <sup>2</sup> | 4          | 0      | 0      | 19          | 2       | 0       | -          | -      | -      | -           | -       | -       | -         | 23              | 0%    |
| Curling           | Wheelchair Curling <sup>3</sup> | 21         | 0      | 2      | 56          | 0       | 4       | -          | -      | -      | -           | -       | -       | -         | 77              | 7.8%  |
| Cycling           | Para-Cycling <sup>4</sup>       | 176        | 3      | 8      | 104         | 1       | 1       | -          | -      | -      | 2           | 0       | 0       | 282       | 324             | 2.8%  |
|                   | Cycling*                        | 22         | 0      | 0      | -           | 0       | 0       | -          | -      | -      | -           | -       | -       | 22        |                 |       |
|                   | CISS Cycling Road               | 18         | 0      | 0      | 2           | 0       | 0       | -          | -      | -      | -           | -       | -       | 20        |                 |       |
| Equestrian        | Para-Equestrian <sup>5</sup>    | 4          | 0      | 1      | 7           | 0       | 1       | -          | -      | -      | -           | -       | -       | -         | 11              | 18%   |
| Fencing           | Wheelchair Fencing              | 40         | 0      | 0      | 10          | 0       | 0       | -          | -      | -      | -           | -       | -       | -         | 50              | 0%    |
| Football          | CISS Football                   | -          | -      | -      | 40          | 0       | 0       | -          | -      | -      | -           | -       | -       | -         | 40              | 0%    |
| Football 5-a-Side | Football 5-a-side               | 14         | 0      | 0      | 3           | 0       | 0       | -          | -      | -      | -           | -       | -       | -         | 17              | 0%    |
| Football 7-a-Side | Football 7-a-side               | 4          | 0      | 0      | 7           | 1       | 0       | -          | -      | -      | -           | -       | -       | -         | 11              | 0%    |
| Handball          | CISS Handball                   | -          | -      | -      | 37          | 0       | 0       | -          | -      | -      | -           | -       | -       | -         | 37              | 0%    |
| Ice Hockey        | CISS Ice Hockey                 | 9          | 0      | 0      | -           | -       | -       | -          | -      | -      | -           | -       | -       | -         | 9               | 0%    |
| Judo              | CISS Judo                       | 10         | 0      | 1      | 37          | 0       | 1       | -          | -      | -      | -           | -       | -       | 47        | 94              | 2.1%  |
|                   | IBSA Judo                       | 32         | 0      | 0      | 15          | 1       | 0       | -          | -      | -      | -           | -       | -       | 47        |                 |       |
| Karate            | CISS Karate                     | -          | -      | -      | 29          | 1       | 0       | -          | -      | -      | -           | -       | -       | -         | 29              | 0%    |
| Powerlifting      | IBSA Powerlifting               | 56         | 1      | 7      | 15          | 0       | 1       | -          | -      | -      | -           | -       | -       | -         | 71              | 11%   |
| Rowing            | Adaptive Rowing <sup>6</sup>    | 22         | 0      | 0      | 10          | 0       | 0       | -          | -      | -      | -           | -       | -       | -         | 32              | 0%    |
| Rugby             | Wheelchair Rugby                | 32         | 0      | 2      | 33          | 2       | 0       | -          | -      | -      | -           | -       | -       | -         | 65              | 3.1%  |
| Sailing           | Sailing Paralympics             | 8          | 0      | 3      | 13          | 0       | 0       | -          | -      | -      | -           | -       | -       | -         | 21              | 14.3% |
| Shooting          | CISS Shooting                   | -          | -      | -      | 14          | 0       | 0       | -          | -      | -      | -           | -       | -       | 14        | 15              | 6.7%  |
|                   | IBSA Shooting                   | 1          | 0      | 1      | -           | -       | -       | -          | -      | -      | -           | -       | -       | 1         |                 |       |
| Skiing            | IBSA Alpine Skiing              | 22         | 0      | 1      | 28          | 0       | 0       | -          | -      | -      | -           | -       | -       | 50        | 108             | 2.8%  |
|                   | Para-Snowboard                  | 6          | 0      | 2      | 17          | -       | -       | -          | -      | -      | -           | -       | -       | 23        |                 |       |
|                   | CISS Cross Country Skiing       | 16         | 0      | 0      | -           | -       | -       | -          | -      | -      | -           | -       | -       | 16        |                 |       |
|                   | Cross Country*                  | -          | -      | -      | 1           | 0       | 0       | -          | -      | -      | -           | -       | -       | 1         |                 |       |
|                   | CISS Alpine Skiing              | 9          | 0      | 0      | 3           | 0       | 0       | -          | -      | -      | -           | -       | -       | 12        |                 |       |
|                   | Alpine*                         | 4          | 0      | 0      | -           | -       | -       | -          | -      | -      | -           | -       | -       | 4         |                 |       |
|                   | CISS Snowboard                  | 2          | 0      | 0      | -           | -       | -       | -          | -      | -      | -           | -       | -       | 2         |                 |       |

**2013 Anti-Doping Testing Figures**  
**Samples Analyzed and Reported by Accredited Laboratories in ADAMS**

**Table 4: Total Samples Analyzed in Sports for Athletes with an Impairment (as reported in ADAMS) - continued**

| Sport         | Discipline                     | Urine      |          |           |              |           |           | Blood    |          |          |          |          |          | Sub Total    | Total per Sport | % AAF |
|---------------|--------------------------------|------------|----------|-----------|--------------|-----------|-----------|----------|----------|----------|----------|----------|----------|--------------|-----------------|-------|
|               |                                | IC         |          |           | OOC          |           |           | IC       |          |          | OOC      |          |          |              |                 |       |
|               |                                | Samples    | ATF      | AAF       | Samples      | ATF       | AAF       | Samples  | ATF      | AAF      | Samples  | ATF      | AAF      |              |                 |       |
| Table Tennis  | Para Table Tennis <sup>7</sup> | 10         | 0        | 0         | 24           | 0         | 0         | -        | -        | -        | -        | -        | -        | 34           | 46              | 0%    |
|               | CISS Table Tennis              | -          | -        | -         | 12           | 2         | 0         | -        | -        | -        | -        | -        | -        | 12           |                 |       |
| Taekwondo     | CISS Taekwondo                 | -          | -        | -         | 15           | 0         | 0         | -        | -        | -        | -        | -        | -        | 15           | 18              | 0.0%  |
|               | Para-Taekwondo                 | 3          | 0        | 0         | -            | -         | -         | -        | -        | -        | -        | -        | -        | 3            |                 |       |
| Tennis        | Wheelchair Tennis <sup>8</sup> | 26         | 0        | 0         | 16           | 0         | 0         | -        | -        | -        | 4        | 0        | 0        | 46           | 56              | 0%    |
|               | CISS Tennis                    | -          | -        | -         | 10           | 1         | 0         | -        | -        | -        | -        | -        | -        | 10           |                 |       |
| Triathlon     | Para Triathlon <sup>9</sup>    | 18         | 0        | 0         | 2            | 0         | 0         | -        | -        | -        | -        | -        | -        | -            | 21              | 0.0%  |
|               | Triathlon*                     | -          | 0        | 0         | 1            | 0         | 0         | -        | -        | -        | -        | -        | -        | -            |                 |       |
| Volleyball    | Sitting                        | 19         | 0        | 0         | 35           | 0         | 0         | -        | -        | -        | -        | -        | -        | 54           | 93              | 0%    |
|               | CISS Volleyball                | -          | -        | -         | 31           | 0         | 0         | -        | -        | -        | -        | -        | -        | 31           |                 |       |
|               | CISS Beach Volleyball          | -          | -        | -         | 8            | 0         | 0         | -        | -        | -        | -        | -        | -        | 8            |                 |       |
| Weightlifting | Adapted Weightlifting          | 19         | 0        | 0         | -            | -         | -         | -        | -        | -        | -        | -        | -        | -            | 19              | 0%    |
| Wrestling     | CISS Wrestling Freestyle       | 20         | 0        | 1         | 43           | 0         | 2         | -        | -        | -        | -        | -        | -        | 63           | 108             | 5.6%  |
|               | CISS Wrestling Greco-Roman     | 14         | 0        | 2         | 31           | 1         | 1         | -        | -        | -        | -        | -        | -        | 45           |                 |       |
| <b>Totals</b> |                                | <b>927</b> | <b>4</b> | <b>36</b> | <b>1,022</b> | <b>17</b> | <b>13</b> | <b>0</b> | <b>0</b> | <b>0</b> | <b>6</b> | <b>0</b> | <b>0</b> | <b>1,955</b> | <b>2.5%</b>     |       |

<sup>1</sup> Discipline under the governance of the IF (World Archery)

<sup>2</sup> Discipline under the governance of the IF (International Canoe Federation)

<sup>3</sup> Discipline under the governance of the IF (World Curling Federation)

<sup>4</sup> Discipline under the governance of the IF (International Cycling Union)

<sup>5</sup> Discipline under the governance of the IF (International Equestrian Federation)

<sup>6</sup> Discipline under the governance of the IF (International Rowing Federation)

<sup>7</sup> Discipline under the governance of the IF (International Table Tennis Federation)

<sup>8</sup> Discipline under the governance of the IF (International Tennis Federation)

<sup>9</sup> Discipline under the governance of the IF (International Triathlon Union)

\* Testing by Italian Paralympic Committee

**Table 5: Total Samples Analyzed in IPC Sport/Disciplines (as reported in ADAMS)**

| Sport                 | Discipline                | Urine        |          |           |              |           |          | Blood    |          |          |           |          |          | Sub Total    | Total per Sport | % AAF |
|-----------------------|---------------------------|--------------|----------|-----------|--------------|-----------|----------|----------|----------|----------|-----------|----------|----------|--------------|-----------------|-------|
|                       |                           | IC           |          |           | OOC          |           |          | IC       |          |          | OOC       |          |          |              |                 |       |
|                       |                           | Samples      | ATF      | AAF       | Samples      | ATF       | AAF      | Samples  | ATF      | AAF      | Samples   | ATF      | AAF      |              |                 |       |
| Aquatics              | IPC Swimming              | 234          | 0        | 4         | 131          | 0         | 1        | 4        | 0        | 0        | 12        | 0        | 0        | -            | 381             | 1.3%  |
| Athletics             | IPC Athletics             | 440          | 4        | 12        | 342          | 5         | 4        | -        | -        | -        | 9         | 0        | 0        | 791          | 794             |       |
|                       | IPC Wheelchair Road Race  | 2            | 0        | 0         | 1            | 0         | 0        | -        | -        | -        | -         | -        | -        | 3            |                 |       |
| Badminton             | IPC Badminton*            | 26           | 0        | 0         | -            | -         | -        | -        | -        | -        | -         | -        | -        | 26           | 26              | 0%    |
| Bowling               | IPC Nine-pin*             | 8            | 0        | 3         | -            | -         | -        | -        | -        | -        | -         | -        | -        | 8            | 8               | 37.5% |
| DanceSport            | IPC Wheelchair DanceSport | 7            | 0        | 0         | -            | -         | -        | -        | -        | -        | -         | -        | -        | 7            | 7               | 0%    |
| IPC Ice Sledge Hockey | IPC Ice Sledge Hockey     | 65           | 0        | 1         | 123          | 1         | 0        | -        | -        | -        | 4         | 0        | 0        | -            | 192             | 0.5%  |
| Powerlifting          | IPC Powerlifting          | 216          | 0        | 13        | 109          | 0         | 1        | -        | -        | -        | 12        | 0        | 0        | -            | 337             | 4.2%  |
| Shooting              | IPC Shooting              | 71           | 0        | 4         | 15           | 0         | 0        | -        | -        | -        | -         | -        | -        | -            | 86              | 4.7%  |
| Skiing                | IPC Alpine                | 57           | 0        | 1         | 146          | 0         | 1        | -        | -        | -        | -         | -        | -        | 203          | 453             | 0.9%  |
|                       | IPC Nordic Cross-Country  | 54           | 0        | 1         | 68           | 0         | 1        | 4        | 0        | 0        | 5         | 0        | 0        | 131          |                 |       |
|                       | IPC Nordic Biathlon       | 43           | 0        | -         | 76           | 5         | 0        | -        | -        | -        | -         | -        | -        | 119          |                 |       |
| <b>Totals</b>         |                           | <b>1,223</b> | <b>4</b> | <b>39</b> | <b>1,011</b> | <b>11</b> | <b>8</b> | <b>8</b> | <b>0</b> | <b>0</b> | <b>42</b> | <b>0</b> | <b>0</b> | <b>2,284</b> | <b>2.06%</b>    |       |

\* These disciplines do not currently fall under the governance of the IPC and therefore the nomenclature of these disciplines will be adjusted accordingly in ADAMS.

**2013 Anti-Doping Testing Figures**  
**Samples Analyzed and Reported by Accredited Laboratories in ADAMS**

**Table 6: Total Samples Analyzed in Other Sport/Disciplines\* (as reported in ADAMS)**

| Sport        | Urine   |     |     |         |     |     | Blood   |     |     |         |     |     | Total        | % AAF       |
|--------------|---------|-----|-----|---------|-----|-----|---------|-----|-----|---------|-----|-----|--------------|-------------|
|              | IC      |     | OOC |         | IC  |     | OOC     |     | OOC |         |     |     |              |             |
|              | Samples | ATF | AAF | Samples | ATF | AAF | Samples | ATF | AAF | Samples | ATF | AAF |              |             |
| Other Sports | 4963    | 64  | 162 | 2955    | 17  | 16  | 163     | -   | 8   | 255     | -   | -   | <b>8,336</b> | <b>2.2%</b> |

\* Includes sports/disciplines such as Amateur, College/University, professional leagues, and disciplines that are not associated with an International Federation in the above categories: American Football (College, Junior, University), Aquatics (Free Diving, Scuba Diving, University Diving, University Swimming, University Synchronised Swimming, University Water Polo), Arm Wrestling, Athletics (Half Marathon, University Athletics, University Track & Field), Australian Rules Football, Automobile Sports (Sprintcar), Badminton (University), Balle au Tambourin, Ballon au Poing, Baseball (Baseball League, Oina, Pesäpallo, Professional Baseball, Rubber Baseball), Basketball (College, Professional Basketball, University Basketball), Basque Sports (Aizkolaritza, Aizkorakorrika, Giza-abere probak, Harri jasotzea, Sokatira, Txinga-eroatea), University Biathlon), Professional Snooker, Boccia, Bodybuilding (CrossFit, FISAF Fitness, Natural Bodybuilding, Physique sports), Boot-Throwing, Bowls, BDB Professional boxing, FVA Professional boxing, Military Boxing, Professional Boxing, University boxing, WBA Professional Boxing, WBC Professional boxing, WSB Boxing, Budo, University Canoe / Kayak, University Canoe Sprint, Chess (University, Xiangqi), Clay target shooting, Combat Sports, Company Sports, Course Camarguaise, Crossbow, University Curling, Cycling (Amateur, Keirin), WDC DanceSport, Duathlon, Electronic Sports, University Fencing, Ball Hockey, Street Hockey, University Firefighting and Rescuing, Football (College, Indoor Football, Mini Football, University Football), French Boxing, Full contact, Gaelic Games (Camogie, Football, Hurling, Ladies Gaelic Football), Goalball, Professional Golf, Gymnastics (University Artistic Gymnastics, University Rhythmic Gymnastics), Heavy Athletics, Highland Games, Hornuss, Horse Racing, Hunting sports, Ice Hockey (Junior Ice Hockey, University), Jet-Ski, University Judo, Kaatsen, Kabaddi, Indoor Kabaddi, Karate (Kyokushin, Kyokushin KWU, Shinkyokushin WKO), Kempo, Kettlebell Lifting, IKF-Kickboxing, Kurash, University Kurash, Longue Paume, Military Pentathlon, Naval Pentathlon, Motor Sport, Multisports, Pencak Silat, Power press, WDFPF Powerlifting, WPA Powerlifting, WPC Powerlifting, Rafting, Ringette, Rinkball, Rowing (University), Rugby (Beach Rugby, National Rugby league, Rugby IX, Rugby League, Rugby XIII, Six Nations Rugby, Touch Football, University, University Rugby 7), Sambo, Sambo University, School Sports (Beach volleyball, Basketball, Gymnastics), Shearing sports, Shooting (Ball-Trap, University), Skating (Ice dancing, University Figure Skating, University Short Track), Skibob, Skiing (Roller skiing, University Alpine Skiing, University Cross Country, University Freestyle Skiing, University Nordic Combined, University Ski Jumping, University Snowboarding), Speedball, Strongman, Professional Surfing, University Table Tennis, ITF Taekwondo, Taido, Tennis (Football Tennis, University Tennis), Thai Traditional Sports, Traditional Archery, Triathlon (Ironman and 70.3 distance Ironman), Twirling, Ultimate Fighting, Military Ultimate Fighting, Unifight, VA'A, Volleyball (College, Professional Volleyball, University, University Beach Volleyball), Vovinam, Weightlifting (University), Woodball, Wrestling (CISM Wrestling, Ssireum, Swiss Wrestling, University Belt Wrestling, University Wrestling).

**Table 7: GC/C/IRMS Tests Conducted in Olympic Sport/Disciplines\***

| Sport           | Discipline               | GC/C/IRMS  |        |             |         | sub total | Samples per Sport | AAFs per Sport | % AAF |
|-----------------|--------------------------|------------|--------|-------------|---------|-----------|-------------------|----------------|-------|
|                 |                          | IC Samples | IC AAF | OOB Samples | OOB AAF |           |                   |                |       |
| Aquatics        | Swimming                 | 74         | 0      | 168         | 0       | 242       | 286               | 0              | 0%    |
|                 | Water Polo               | 8          | 0      | 17          | 0       | 25        |                   |                |       |
|                 | Diving                   | 6          | 0      | 3           | 0       | 9         |                   |                |       |
|                 | Open Water               | 6          | 0      | -           | -       | 6         |                   |                |       |
|                 | Aquatics                 | 1          | 0      | 1           | 0       | 2         |                   |                |       |
|                 | Synchronized Swimming    | 1          | 0      | 1           | 0       | 2         |                   |                |       |
| Archery         | -                        | 11         | 0      | -           | -       | 11        | 11                | 0              | 0%    |
| Athletics       | Athletics                | 424        | 15     | 385         | 11      | 809       | 941               | 30             | 3.2%  |
|                 | Track                    | 18         | 0      | 45          | 3       | 63        |                   |                |       |
|                 | Marathon                 | 12         | 1      | 5           | -       | 17        |                   |                |       |
|                 | Cross Country            | 10         | -      | -           | 0       | 10        |                   |                |       |
|                 | Field                    | 3          | 0      | 8           | 0       | 11        |                   |                |       |
|                 | Indoor Athletics         | 13         | 0      | 1           | 0       | 14        |                   |                |       |
|                 | Walking                  | 3          | -      | 4           | 0       | 7         |                   |                |       |
|                 | Mountain Running         | 4          | 0      | -           | -       | 4         |                   |                |       |
|                 | Road                     | 4          | 0      | -           | -       | 4         |                   |                |       |
|                 | Combined                 | 1          | 0      | -           | -       | 1         |                   |                |       |
| Discus Throwing | -                        | 0          | 1      | 0           | 1       |           |                   |                |       |
| Badminton       | -                        | 10         | 0      | 14          | 0       | 24        | 24                | 0              | 0%    |
| Basketball      | -                        | 79         | 1      | 37          | 0       | 116       | 116               | 1              | 0.9%  |
| Biathlon        | -                        | 22         | 0      | 72          | 0       | 94        | 94                | 0              | 0%    |
| Bobsleigh       | Bobsleigh                | 17         | 0      | 117         | 0       | 134       | 151               | 0              | 0%    |
|                 | Skeleton                 | 10         | 0      | 7           | 0       | 17        |                   |                |       |
| Boxing          | -                        | 49         | 2      | 101         | 0       | 150       | 150               | 2              | 1.3%  |
| Canoe / Kayak   | Canoe Kayak              | 29         | 2      | 38          | 0       | 67        | 78                | 2              | 2.6%  |
|                 | Canoe Sprint (Flatwater) | -          | -      | 6           | 0       | 6         |                   |                |       |
|                 | Canoe Slalom (Slalom)    | 1          | 0      | 2           | -       | 3         |                   |                |       |
|                 | Canoe Polo               | 2          | 0      | -           | 0       | 2         |                   |                |       |
| Curling         | -                        | 2          | 0      | 7           | 0       | 9         | 9                 | 0              | 0%    |
| Cycling         | Road                     | 272        | 2      | 125         | 3       | 397       | 860               | 25             | 2.9%  |
|                 | Cycling                  | 210        | 14     | 99          | 0       | 309       |                   |                |       |
|                 | Track                    | 36         | 2      | 49          | 0       | 85        |                   |                |       |
|                 | Mountain Bike            | 32         | 3      | 21          | 0       | 53        |                   |                |       |
|                 | Cyclo Cross              | 12         | 1      | -           | -       | 12        |                   |                |       |
|                 | BMX                      | 3          | 0      | -           | -       | 3         |                   |                |       |
|                 | Cycle Ball               | 1          | 0      | -           | -       | 1         |                   |                |       |
| Equestrian      | Equestrian               | 5          | 0      | -           | -       | 5         | 6                 | 1              | 16.7% |
|                 | Jumping                  | 1          | 0      | -           | -       | 1         |                   |                |       |
| Fencing         | Fencing                  | 24         | 0      | 12          | 0       | 36        | 40                | 0              | 0%    |
|                 | Epee                     | 2          | 0      | 1           | 0       | 3         |                   |                |       |
|                 | Sabre                    | 1          | 0      | -           | -       | 1         |                   |                |       |
| Field Hockey    | -                        | 9          | 0      | 7           | 0       | 16        | 16                | 0              | 0%    |
| Football        | Football                 | 376        | 1      | 209         | 0       | 585       | 595               | 2              | 0.3%  |
|                 | Futsal                   | 7          | 1      | -           | -       | 7         |                   |                |       |
|                 | Beach Football           | 3          | 0      | -           | -       | 3         |                   |                |       |
| Golf            | -                        | 6          | 0      | 2           | 0       | 8         | 8                 | 0              | 0%    |
| Gymnastics      | Gymnastics               | 3          | 0      | 10          | 0       | 13        | 30                | 0              | 0%    |
|                 | Artistic                 | 1          | 0      | 11          | 0       | 12        |                   |                |       |
|                 | Sport Aerobics           | 1          | 0      | 1           | 0       | 2         |                   |                |       |
|                 | Trampoline               | -          | -      | 2           | 0       | 2         |                   |                |       |
|                 | Rhythmic                 | -          | -      | 1           | 0       | 1         |                   |                |       |

**Table 7: GC/C/IRMS Tests Conducted in Olympic Sport/Disciplines\* - continued**

| Sport             | Discipline         | GC/C/IRMS    |           |              |           |     | sub total    | Samples per Sport | AAFs per Sport | % AAF |
|-------------------|--------------------|--------------|-----------|--------------|-----------|-----|--------------|-------------------|----------------|-------|
|                   |                    | IC Samples   | IC AAF    | OOB Samples  | OOB AAF   |     |              |                   |                |       |
| Handball          | -                  | 26           | 2         | 31           | 0         | -   | 57           | 2                 | 3.5%           |       |
| Ice Hockey        | -                  | 98           | 0         | 117          | 1         | -   | 215          | 0                 | 0%             |       |
| Judo              | -                  | 46           | 0         | 44           | 1         | -   | 90           | 0                 | 0%             |       |
| Luge              | -                  | 8            | 0         | 13           | 0         | -   | 21           | 0                 | 0%             |       |
| Modern Pentathlon | -                  | 2            | 0         | 4            | 0         | -   | 6            | 0                 | 0%             |       |
| Rowing            | -                  | 37           | 0         | 42           | 0         | -   | 79           | 0                 | 0%             |       |
| Rugby             | Rugby Union        | 63           | 0         | 125          | 1         | 188 | 199          | 1                 | 0.5%           |       |
|                   | 7-a-side           | 2            | 0         | 9            | 0         | 11  |              |                   |                |       |
| Sailing           | -                  | 4            | 0         | 3            | 0         | 7   | 7            | 7                 | 100%           |       |
| Shooting          | Shooting           | 7            | 1         | 4            | 0         | 11  | 12           | 1                 | 8.3%           |       |
|                   | Shotgun            | 1            | 0         | -            | -         | 1   |              |                   |                |       |
| Skating           | Speed Skating      | 21           | 0         | 49           | 0         | 70  | 122          | 0                 | 0%             |       |
|                   | Short Track        | 13           | 0         | 19           | 0         | 32  |              |                   |                |       |
|                   | Figure Skating     | 6            | 0         | 10           | 0         | 16  |              |                   |                |       |
|                   | Skating            | 3            | 0         | 1            | 0         | 4   |              |                   |                |       |
| Skiing            | Cross Country      | 33           | 0         | 82           | 0         | 115 | 204          | 0                 | 0.0%           |       |
|                   | Alpine             | 6            | 0         | 31           | 0         | 37  |              |                   |                |       |
|                   | Freestyle          | 4            | 0         | 12           | 0         | 16  |              |                   |                |       |
|                   | Snowboard          | 5            | 0         | 8            | 0         | 13  |              |                   |                |       |
|                   | Nordic Combined    | 4            | 0         | 8            | 0         | 12  |              |                   |                |       |
|                   | Skiing             | -            | -         | 6            | 0         | 6   |              |                   |                |       |
| Ski Jumping       | 1                  | 0            | 4         | 0            | 5         |     |              |                   |                |       |
| Table Tennis      | -                  | 6            | 1         | 3            | 0         | -   | 9            | 1                 | 11%            |       |
| Taekwondo         | -                  | 20           | 0         | 17           | 0         | -   | 37           | 0                 | 0%             |       |
| Tennis            | -                  | 113          | 0         | 30           | 0         | -   | 143          | 0                 | 0%             |       |
| Triathlon         | Triathlon          | 56           | 3         | 59           | 2         | 115 | 125          | 5                 | 4.0%           |       |
|                   | Winter Triathlon   | 6            | 0         | -            | -         | 6   |              |                   |                |       |
|                   | Triathlon Duathlon | 4            | 0         | -            | -         | 4   |              |                   |                |       |
| Volleyball        | Volleyball         | 31           | 0         | 44           | 3         | 75  | 83           | 3                 | 3.6%           |       |
|                   | Beach volleyball   | 4            | 0         | 4            | -         | 8   |              |                   |                |       |
| Weightlifting     | -                  | 240          | 22        | 223          | 10        | -   | 463          | 32                | 6.9%           |       |
| Wrestling         | Wrestling          | 25           | 4         | 41           | 3         | 66  | 82           | 7                 | 8.5%           |       |
|                   | Greco-Roman        | 3            | 0         | 7            | 0         | 10  |              |                   |                |       |
|                   | Freestyle          | 4            | 0         | 2            | 0         | 6   |              |                   |                |       |
| <b>Totals</b>     |                    | <b>2,727</b> | <b>78</b> | <b>2,642</b> | <b>38</b> |     | <b>5,369</b> | <b>122</b>        | <b>2.3%</b>    |       |

\* Olympic Sport/Discipline data may include test conducted in non-Olympic disciplines of the sport.

**Table 8: EPO Tests Conducted in Olympic Sport/Disciplines\***

| Sport             | Discipline               | Urine   |     |     |         |     |     |           | Total per Sport | AAFs per Sport | % AAF |
|-------------------|--------------------------|---------|-----|-----|---------|-----|-----|-----------|-----------------|----------------|-------|
|                   |                          | IC      |     |     | OOC     |     |     | Sub Total |                 |                |       |
|                   |                          | Samples | ATF | AAF | Samples | ATF | AAF |           |                 |                |       |
| Aquatics          | Swimming                 | 477     | 0   | 2   | 647     | -   | -   | 1124      | 1213            | 2              | 0.16% |
|                   | Open Water               | 20      | 0   | 0   | 18      | 0   | 0   | 38        |                 |                |       |
|                   | Water Polo               | 16      | 0   | 0   | 21      | 0   | 0   | 37        |                 |                |       |
|                   | Synchronized Swimming    | 12      | 0   | 0   | -       | -   | -   | 12        |                 |                |       |
|                   | Aquatics                 | 2       | 0   | 0   | -       | 0   | 0   | 2         |                 |                |       |
| Athletics         | Athletics <sup>1</sup>   | 2103    | 1   | 7   | 1867    | 0   | 3   | 3970      | 5227            | 14             | 0.27% |
|                   | Track                    | 97      | 0   | 1   | 303     | 0   | 0   | 400       |                 |                |       |
|                   | Marathon                 | 236     | 1   | 2   | 96      | -   | -   | 332       |                 |                |       |
|                   | Walking                  | 77      | -   | 1   | 203     | 0   | 0   | 280       |                 |                |       |
|                   | Road                     | 36      | 0   | 0   | 49      | 0   | 0   | 85        |                 |                |       |
|                   | Cross Country            | 49      | 0   | 0   | -       | -   | -   | 49        |                 |                |       |
|                   | Combined                 | 12      | 0   | 0   | 32      | 0   | 0   | 44        |                 |                |       |
|                   | Mountain Running         | 23      | 0   | 0   | 5       | 0   | 0   | 28        |                 |                |       |
|                   | Field                    | 4       | 0   | 0   | 19      | 0   | 0   | 23        |                 |                |       |
|                   | Indoor Athletics         | 10      | -   | -   | -       | 0   | 0   | 10        |                 |                |       |
|                   | Discus Throwing          | -       | 0   | 0   | 3       | 0   | 0   | 3         |                 |                |       |
|                   | Shot Put                 | -       | -   | 0   | 3       | 0   | 0   | 3         |                 |                |       |
|                   | Badminton                | -       | -   | -   | 4       | 0   | 0   | 4         |                 |                |       |
| Basketball        | -                        | 110     | 0   | 0   | 10      | 0   | 0   | 120       | 120             | -              | 0%    |
| Biathlon          | -                        | 809     | 2   | 0   | 654     | 1   | 3   | 1463      | 1463            | 3              | 0.21% |
| Bobsleigh         | Bobsleigh                | 14      | 0   | 0   | 94      | 0   | 0   | 108       | 118             | -              | 0%    |
|                   | Skeleton                 | 4       | 0   | 0   | 6       | 0   | 0   | 10        |                 |                |       |
| Boxing            | -                        | 11      | 0   | 0   | 102     | 0   | 0   | 113       | 113             | -              | 0%    |
| Canoe / Kayak     | Canoe Kayak              | 183     | 0   | 0   | 537     | 0   | 0   | 720       | 804             | -              | 0%    |
|                   | Canoe Slalom(Slalom)     | -       | -   | 0   | 43      | 0   | 0   | 43        |                 |                |       |
|                   | Canoe Sprint (Flatwater) | -       | -   | 0   | 28      | -   | -   | 28        |                 |                |       |
|                   | Canoe Marathon           | 2       | -   | -   | 5       | 0   | 0   | 7         |                 |                |       |
|                   | Canoe Polo               | 6       | -   | -   | -       | 0   | 0   | 6         |                 |                |       |
| Cycling           | Cycling <sup>2</sup>     | 1797    | 0   | 17  | 1568    | 0   | 2   | 3365      | 7322            | 29             | 0.40% |
|                   | Road                     | 1474    | 1   | 5   | 1366    | 0   | 3   | 2840      |                 |                |       |
|                   | Mountain Bike            | 344     | 0   | 1   | 155     | 0   | 1   | 499       |                 |                |       |
|                   | Track                    | 214     | 0   | 0   | 223     | 0   | 0   | 437       |                 |                |       |
|                   | Cyclo Cross              | 124     | 0   | 0   | 5       | 0   | 0   | 129       |                 |                |       |
|                   | BMX                      | 38      | 0   | 0   | 13      | 0   | 0   | 51        |                 |                |       |
|                   | Trial                    | -       | -   | -   | 1       | 0   | 0   | 1         |                 |                |       |
| Fencing           | Fencing                  | -       | -   | 0   | 4       | -   | -   | 4         | 6               | -              | 0%    |
|                   | Epee                     | 1       | -   | -   | -       | 0   | 0   | 1         |                 |                |       |
|                   | Foil                     | 1       | 0   | 0   | -       | -   | -   | 1         |                 |                |       |
| Field Hockey      | -                        | -       | -   | 18  | 0       | 0   | 18  | 18        | -               | 0%             |       |
| Football          | Football                 | 1611    | 0   | 0   | 764     | 0   | 0   | 2375      | 2379            | -              | 0%    |
|                   | Futsal                   | 4       | 0   | 0   | -       | -   | -   | 4         |                 |                |       |
| Gymnastics        | Artistic                 | -       | -   | -   | 1       | 0   | 0   | 1         | 2               | -              | 0%    |
|                   | Gymnastics               | -       | -   | -   | 1       | 0   | 0   | 1         |                 |                |       |
| Handball          | -                        | 4       | 0   | 0   | 1       | 0   | 0   | 5         | 5               | -              | 0%    |
| Ice Hockey        | -                        | 36      | 0   | 0   | 63      | 0   | 0   | 99        | 99              | -              | 0%    |
| Judo              | -                        | 1       | 0   | 0   | 4       | 0   | 0   | 5         | 5               | -              | 0%    |
| Luge              | -                        | 6       | 0   | 0   | 1       | 0   | 0   | 7         | 7               | -              | 0%    |
| Modern Pentathlon | -                        | 26      | 0   | 0   | 15      | 0   | 0   | 41        | 41              | -              | 0%    |
| Rowing            | -                        | 184     | 0   | 0   | 879     | 0   | 0   | 1063      | 1063            | -              | 0%    |

\* Olympic Sport/Discipline data may include test conducted in non-Olympic disciplines of the sport.

<sup>1</sup> Two (2) EPO AAFs were also reported in Athletics from blood analysis (one IC and one OOC)

<sup>2</sup> Two (2) EPO AAFs were also reported in Cycling from blood analysis (both IC)

**Table 8: EPO Tests Conducted in Olympic Sport/Disciplines\* - continued**

| Sport         | Discipline         | Urine         |          |           |               |          |           |           | Total per Sport | AAFs per Sport | % AAF        |
|---------------|--------------------|---------------|----------|-----------|---------------|----------|-----------|-----------|-----------------|----------------|--------------|
|               |                    | IC            |          |           | OOC           |          |           | Sub Total |                 |                |              |
|               |                    | Samples       | ATF      | AAF       | Samples       | ATF      | AAF       |           |                 |                |              |
| Rugby         | Rugby Union        | 53            | 0        | 0         | 60            | 0        | 0         | 113       | 133             | -              | 0%           |
|               | 7-a-side           | 4             | 0        | 0         | 16            | 0        | 0         | 20        |                 |                |              |
| Sailing       | -                  | -             | -        | -         | 4             | 0        | 0         | 4         | 4               | -              | 0%           |
| Shooting      | -                  | -             | -        | -         | 2             | 0        | 0         | 2         | 2               | -              | 0%           |
| Skating       | Speed skating      | 267           | -        | -         | 459           | 1        | 0         | 726       | 975             | -              | 0%           |
|               | Short Track        | 42            | 0        | 0         | 189           | 0        | 0         | 231       |                 |                |              |
|               | Skating            | 7             | 0        | 0         | 7             | 0        | 0         | 14        |                 |                |              |
|               | Figure skating     | -             | -        | 0         | 4             | -        | 0         | 4         |                 |                |              |
| Skiing        | Cross Country      | 578           | -        | -         | 606           | 0        | 0         | 1184      | 1494            | -              | 0%           |
|               | Nordic Combined    | 79            | 0        | 0         | 84            | 0        | 0         | 163       |                 |                |              |
|               | Alpine             | -             | -        | -         | 106           | 0        | 0         | 106       |                 |                |              |
|               | Ski Jumping        | -             | -        | 0         | 27            | 0        | 0         | 27        |                 |                |              |
|               | Skiing             | -             | -        | -         | 7             | 0        | 0         | 7         |                 |                |              |
|               | Snowboard          | -             | -        | -         | 6             | 0        | 0         | 6         |                 |                |              |
|               | Freestyle          | -             | -        | -         | 1             | 0        | 0         | 1         |                 |                |              |
| Table Tennis  | -                  | 2             | 0        | 0         | -             | -        | -         | 2         | 2               | -              | 0%           |
| Taekwondo     | -                  | 2             | 0        | 0         | -             | -        | -         | 2         | 2               | -              | 0%           |
| Tennis        | -                  | 118           | 0        | 0         | 42            | 0        | 0         | 160       | 160             | -              | 0%           |
| Triathlon     | Triathlon          | 500           | 0        | 1         | 818           | 0        | 0         | 1318      | 1348            | 1              | 0.07%        |
|               | Triathlon Duathlon | 19            | 0        | 0         | 1             | -        | -         | 20        |                 |                |              |
|               | Winter Triathlon   | 6             | 0        | 0         | -             | 0        | 0         | 6         |                 |                |              |
|               | Triathlon Cross    | 4             | 0        | 0         | -             | -        | -         | 4         |                 |                |              |
| Volleyball    | -                  | 20            | 0        | 0         | 13            | 0        | 0         | 33        | 33              | -              | 0%           |
| Weightlifting | -                  | 25            | 0        | 0         | 30            | 0        | 0         | 55        | 55              | -              | 0%           |
| Wrestling     | Wrestling          | 3             | -        | -         | 5             | 0        | 0         | 8         | 9               | -              | 0%           |
|               | Freestyle          | -             | -        | 0         | 1             | 0        | 0         | 1         |                 |                |              |
| <b>Totals</b> |                    | <b>11,907</b> | <b>5</b> | <b>37</b> | <b>12,319</b> | <b>2</b> | <b>12</b> |           | <b>24,226</b>   | <b>49</b>      | <b>0.20%</b> |

\* Olympic Sport/Discipline data may include test conducted in non-Olympic disciplines of the sport.



**2013 Anti-Doping Testing Figures**  
**Samples Analyzed and Reported by Accredited Laboratories in ADAMS**

**Table 9: hGH<sup>1</sup> Tests Conducted in Olympic Sport/Disciplines\***  
**Blood**

| Sport             | Discipline            | IC         |          | OOC          |          | sub total    | Samples per Sport | AAFs per Sport | % AAF     |
|-------------------|-----------------------|------------|----------|--------------|----------|--------------|-------------------|----------------|-----------|
|                   |                       | Samples    | AAF      | Samples      | AAF      |              |                   |                |           |
| Aquatics          | Swimming              | 12         | 0        | 74           | 0        | 86           | 93                | 0              | 0%        |
|                   | Water Polo            | -          | -        | 7            | 0        | 7            |                   |                |           |
| Archery           | -                     | -          | -        | 3            | 0        | -            | 3                 | 0              | 0%        |
| Athletics         | Athletics             | 41         | 0        | 306          | 0        | 347          | 423               | 0              | 0%        |
|                   | Track                 | 3          | 0        | 30           | 0        | 33           |                   |                |           |
|                   | Field                 | -          | -        | 9            | 0        | 9            |                   |                |           |
|                   | Road                  | -          | -        | 9            | 0        | 9            |                   |                |           |
|                   | Marathon              | -          | -        | 8            | 0        | 8            |                   |                |           |
|                   | Mountain Running      | 7          | 0        | -            | -        | 7            |                   |                |           |
|                   | Walking               | -          | -        | 5            | 0        | 5            |                   |                |           |
|                   | Combined              | -          | -        | 2            | 0        | 2            |                   |                |           |
|                   | Discus Throwing       | -          | -        | 2            | 0        | 2            |                   |                |           |
| Shot Put          | -                     | -          | 1        | 0            | 1        |              |                   |                |           |
| Badminton         | -                     | -          | -        | -            | -        | -            | -                 | -              | -         |
| Basketball        | -                     | 7          | 0        | 28           | 0        | -            | 35                | 0              | 0%        |
| Biathlon          | -                     | -          | -        | 20           | 0        | -            | 20                | 0              | 0%        |
| Bobsleigh         | Bobsleigh             | -          | -        | 42           | 0        | 42           | 45                | 0              | 0%        |
|                   | Skeleton              | -          | -        | 3            | 0        | 3            |                   |                |           |
| Boxing            | -                     | 9          | 0        | 130          | 0        | -            | 139               | 0              | 0%        |
| Canoe / Kayak     | Canoe Kayak           | -          | -        | 65           | 0        | 65           | 68                | 0              | 0%        |
|                   | Canoe Slalom (Slalom) | -          | -        | 2            | 0        | 2            |                   |                |           |
|                   | Canoe Marathon        | -          | -        | 1            | 0        | 1            |                   |                |           |
| Curling           | -                     | -          | -        | -            | -        | -            | -                 | -              | -         |
| Cycling           | Road                  | 95         | 0        | 158          | 0        | 253          | 396               | 0              | 0%        |
|                   | Cycling               | 22         | 0        | 69           | 0        | 91           |                   |                |           |
|                   | Track                 | -          | -        | 43           | 0        | 43           |                   |                |           |
|                   | Mountain Bike         | -          | -        | 7            | 0        | 7            |                   |                |           |
|                   | Biological Passport** | -          | -        | 2            | 0        | 2            |                   |                |           |
| Equestrian        | -                     | -          | -        | 1            | 0        | -            | 1                 | 0              | 0%        |
| Fencing           | -                     | -          | -        | -            | -        | -            | -                 | -              | -         |
| Field Hockey      | -                     | -          | -        | 4            | 0        | -            | 4                 | 0              | 0%        |
| Football          | -                     | 38         | 0        | 97           | 0        | -            | 135               | 0              | 0%        |
| Golf              | -                     | -          | -        | -            | -        | -            | -                 | -              | -         |
| Gymnastics        | -                     | -          | -        | 1            | 0        | 1            | 1                 | 0              | 0%        |
| Handball          | -                     | -          | -        | 16           | 0        | -            | 16                | 0              | 0%        |
| Ice Hockey        | -                     | 6          | 0        | 38           | 0        | -            | 44                | 0              | 0%        |
| Judo              | -                     | -          | -        | 17           | 0        | -            | 17                | 0              | 0%        |
| Luge              | -                     | -          | -        | -            | -        | -            | -                 | -              | 0%        |
| Modern Pentathlon | -                     | -          | -        | 22           | 0        | -            | 22                | 0              | 0%        |
| Rowing            | -                     | 6          | 0        | 76           | 0        | -            | 82                | 0              | 0%        |
| Rugby             | -                     | 74         | 0        | 134          | 0        | -            | 208               | 0              | 0%        |
| Sailing           | -                     | -          | -        | 1            | 0        | -            | 1                 | 0              | 0%        |
| Shooting          | -                     | -          | -        | -            | -        | -            | -                 | -              | -         |
| Skating           | Speed Skating         | -          | -        | 28           | 0        | 28           | 42                | 0              | 0%        |
|                   | Short Track           | -          | -        | 13           | 0        | 13           |                   |                |           |
|                   | Figure Skating        | -          | -        | 1            | 0        | 1            |                   |                |           |
| Skiing            | Cross Country         | -          | -        | 78           | 0        | 78           | 143               | 0              | 0%        |
|                   | Alpine                | -          | -        | 42           | 0        | 42           |                   |                |           |
|                   | Nordic Combined       | -          | -        | 10           | 0        | 10           |                   |                |           |
|                   | Ski Jumping           | -          | -        | 7            | 0        | 7            |                   |                |           |
|                   | Skiing                | -          | -        | 6            | 0        | 6            |                   |                |           |
| Table Tennis      | -                     | 71         | 0        | 90           | 0        | -            | 161               | 0              | 0%        |
| Taekwondo         | -                     | -          | -        | -            | -        | -            | -                 | -              | -         |
| Tennis            | -                     | -          | -        | -            | -        | -            | -                 | -              | -         |
| Triathlon         | Triathlon             | -          | -        | 69           | 0        | -            | 69                | 0              | 0%        |
| Volleyball        | Volleyball            | -          | -        | 32           | 0        | 32           | 45                | 0              | 0%        |
|                   | Beach Volleyball      | -          | -        | 13           | 0        | 13           |                   |                |           |
| Weightlifting     | -                     | 55         | 0        | 163          | 0        | -            | 218               | -              | -         |
| Wrestling         | Wrestling             | 1          | 0        | 34           | 0        | 35           | 37                | 0              | 0%        |
|                   | Greco-Roman           | -          | -        | 2            | 0        | 2            |                   |                |           |
| <b>Totals</b>     |                       | <b>447</b> | <b>0</b> | <b>2,021</b> | <b>0</b> | <b>1,293</b> | <b>2,468</b>      | <b>0</b>       | <b>0%</b> |

\* Olympic Sport/Discipline data may include test conducted in non-Olympic disciplines of the sport.

\*\* discipline created and utilized for administrative purposes and has since been discontinued

<sup>1</sup> hGH reporting delayed from 28 March 2013 to 31 Dec 2013.

**2013 Anti-Doping Testing Figures**  
**Samples Analyzed and Reported by Accredited Laboratories in ADAMS**

**Table 10: HBOCs and HBT (Transfusion) Tests Conducted in Olympic Sport/Disciplines\***

| Sport             | Discipline               | Blood      |          |          |            |          |          |             |                 |                |                   |          |          |            |          |          |            |           |                 |                |       |
|-------------------|--------------------------|------------|----------|----------|------------|----------|----------|-------------|-----------------|----------------|-------------------|----------|----------|------------|----------|----------|------------|-----------|-----------------|----------------|-------|
|                   |                          | HBOCs      |          |          |            |          |          |             |                 |                | HBT (Transfusion) |          |          |            |          |          |            |           |                 |                |       |
|                   |                          | IC         |          |          | OOC        |          |          | Sub Total   | Total per Sport | AAFs per Sport | % AAF             | IC       |          |            | OOC      |          |            | Sub Total | Total per Sport | AAFs per Sport | % AAF |
| Samples           | ATF                      | AAF        | Samples  | ATF      | AAF        |          |          |             |                 | Samples        | ATF               | AAF      | Samples  | ATF        | AAF      |          |            |           |                 |                |       |
| Aquatics          | Open Water               | 17         | 0        | 0        | -          | -        | -        | 17          | 135             | 0              | 0%                | 17       | 0        | 0          | -        | -        | -          | 17        | 63              | 0              | 0%    |
|                   | Swimming                 | 70         | 0        | 0        | 36         | 0        | 0        | 106         |                 |                |                   | 30       | 0        | 0          | 16       | 0        | 0          | 46        |                 |                |       |
|                   | Water Polo               | 12         | 0        | 0        | -          | -        | -        | 12          |                 |                |                   | -        | -        | -          | -        | -        | -          | -         |                 |                |       |
| Archery           | -                        | -          | -        | 3        | 0          | 0        | -        | 3           | 0               | 0%             | -                 | -        | -        | -          | -        | -        | -          | -         | -               | -              |       |
| Athletics         | Athletics                | 4          | 0        | 0        | 72         | 0        | 0        | 76          | 109             | 0              | 0%                | 10       | 0        | 0          | 17       | 0        | 0          | 27        | 57              | 0              | 0%    |
|                   | Marathon                 | -          | -        | -        | 4          | 0        | 0        | 4           |                 |                |                   | -        | -        | -          | 2        | 0        | 0          | 2         |                 |                |       |
|                   | Track                    | -          | -        | -        | 21         | 0        | 0        | 21          |                 |                |                   | -        | -        | -          | 20       | 0        | 0          | 20        |                 |                |       |
|                   | Walking                  | -          | -        | -        | 8          | 0        | 0        | 8           |                 |                |                   | -        | -        | -          | 8        | 0        | 0          | 8         |                 |                |       |
| Badminton         | -                        | -          | -        | -        | -          | -        | -        | -           | -               | -              | -                 | -        | -        | -          | -        | -        | -          | -         | 0%              |                |       |
| Basketball        | -                        | -          | -        | -        | -          | -        | -        | -           | -               | -              | -                 | -        | -        | -          | -        | -        | -          | -         | 0%              |                |       |
| Biathlon          | -                        | -          | -        | 11       | 0          | 0        | -        | 11          | 0               | 0%             | -                 | -        | -        | 22         | 0        | 0        | -          | 22        | 0               | 0%             |       |
| Bobsleigh         | Bobsleigh                | -          | -        | -        | 47         | 0        | 0        | 47          | 47              | 0              | 0%                | -        | -        | -          | 4        | 0        | 0          | -         | 4               | 0              | 0%    |
|                   | Skeleton                 | -          | -        | -        | -          | -        | -        | -           |                 |                |                   | -        | -        | -          | -        | -        | -          |           |                 |                |       |
| Boxing            | -                        | -          | -        | 78       | 0          | 0        | -        | 78          | 0               | 0%             | -                 | -        | -        | 13         | 0        | 0        | -          | 13        | 0               | -              |       |
| Canoe / Kayak     | Canoe Kayak              | 1          | 0        | 0        | 21         | 0        | 0        | 22          | 31              | 0              | 0%                | 15       | 0        | 0          | 19       | 0        | 0          | 34        | 39              | 0              | 0%    |
|                   | Canoe Marathon           | -          | -        | -        | -          | -        | -        | -           |                 |                |                   | -        | -        | -          | 1        | 0        | 0          | 1         |                 |                |       |
|                   | Canoe Polo               | -          | -        | -        | -          | -        | -        | -           |                 |                |                   | -        | -        | -          | 4        | 0        | 0          | 4         |                 |                |       |
|                   | Canoe Sprint (Flatwater) | 5          | 0        | 0        | 4          | 0        | 0        | 9           |                 |                |                   | -        | -        | -          | -        | -        | -          | -         |                 |                |       |
| Cycling           | Cycling                  | 25         | 0        | 0        | 30         | 0        | 0        | 55          | 84              | 0              | 0%                | 24       | 0        | 0          | 22       | 0        | 0          | 46        | 157             | 0              | 0%    |
|                   | Cyclo Cross              | -          | -        | -        | -          | -        | -        | -           |                 |                |                   | -        | -        | -          | 6        | 0        | 0          | 6         |                 |                |       |
|                   | Mountain Bike            | -          | -        | -        | 4          | 0        | 0        | 4           |                 |                |                   | -        | -        | -          | -        | -        | -          | -         |                 |                |       |
|                   | Road                     | -          | -        | -        | 19         | 0        | 0        | 19          |                 |                |                   | 54       | 0        | 0          | 20       | 0        | 0          | 74        |                 |                |       |
|                   | Track                    | -          | -        | -        | 6          | 0        | 0        | 6           |                 |                |                   | 24       | 0        | 0          | 7        | 0        | 0          | 31        |                 |                |       |
| Fencing           | -                        | -          | -        | -        | -          | -        | -        | -           | -               | -              | -                 | -        | -        | -          | -        | -        | -          | -         | -               |                |       |
| Field Hockey      | -                        | -          | -        | -        | -          | -        | -        | -           | -               | -              | -                 | -        | -        | -          | -        | -        | -          | -         | -               |                |       |
| Football          | -                        | 44         | 0        | 0        | 1          | 0        | 0        | 45          | 0               | 0%             | 188               | 0        | 0        | -          | -        | -        | -          | 188       | 0               | 0%             |       |
| Gymnastics        | -                        | -          | -        | -        | -          | -        | -        | -           | -               | -              | -                 | -        | -        | -          | -        | -        | -          | -         | -               |                |       |
| Handball          | -                        | -          | -        | -        | -          | -        | -        | -           | -               | -              | -                 | -        | -        | -          | -        | -        | -          | -         | -               |                |       |
| Ice Hockey        | -                        | -          | -        | 5        | 0          | 0        | -        | 5           | 0               | 0%             | -                 | -        | -        | -          | -        | -        | -          | -         | -               | -              |       |
| Judo              | -                        | -          | -        | 5        | 0          | 0        | -        | 5           | 0               | 0%             | -                 | -        | -        | 2          | 0        | 0        | -          | 2         | 0               | 0%             |       |
| Luge              | -                        | -          | -        | -        | -          | -        | -        | -           | -               | -              | -                 | -        | -        | -          | -        | -        | -          | -         | -               |                |       |
| Modern Pentathlon | -                        | -          | -        | -        | -          | -        | -        | -           | -               | -              | -                 | -        | -        | -          | -        | -        | -          | -         | -               |                |       |
| Rowing            | -                        | 8          | 0        | 0        | -          | -        | -        | 8           | 0               | 0%             | -                 | -        | -        | 4          | 0        | 0        | -          | 4         | 0               | 0%             |       |
| Rugby             | -                        | -          | -        | -        | -          | -        | -        | -           | -               | -              | -                 | -        | -        | -          | -        | -        | -          | -         | -               |                |       |
| Sailing           | -                        | -          | -        | -        | -          | -        | -        | -           | -               | -              | -                 | -        | -        | -          | -        | -        | -          | -         | -               |                |       |
| Shooting          | -                        | -          | -        | -        | -          | -        | -        | -           | -               | -              | -                 | -        | -        | -          | -        | -        | -          | -         | -               |                |       |
| Skating           | Short Track              | -          | -        | -        | 1          | 0        | 0        | 1           | 23              | 0              | 0%                | -        | -        | -          | 16       | 0        | 0          | 16        | 32              | 0              | 0%    |
|                   | Speed Skating            | -          | -        | -        | 22         | 0        | 0        | 22          |                 |                |                   | 2        | 0        | 0          | 14       | 0        | 0          | 16        |                 |                |       |
| Skiing            | Cross Country            | -          | -        | -        | 10         | 0        | 0        | 10          | 12              | 0              | 0%                | 12       | 0        | 0          | 10       | 0        | 0          | 22        | 27              | 0              | 0%    |
|                   | Nordic Combined          | -          | -        | -        | 2          | 0        | 0        | 2           |                 |                |                   | 4        | 0        | 0          | 1        | 0        | 0          | 5         |                 |                |       |
| Table Tennis      | -                        | -          | -        | -        | -          | -        | -        | -           | -               | -              | -                 | -        | -        | -          | -        | -        | -          | -         | -               |                |       |
| Taekwondo         | -                        | -          | -        | -        | -          | -        | -        | -           | -               | -              | -                 | -        | -        | -          | -        | -        | -          | -         | -               |                |       |
| Tennis            | -                        | 137        | 0        | 0        | 131        | 0        | 0        | 268         | 268             | 0              | 0%                | 1        | 0        | 0          | 106      | 0        | 0          | 107       | 107             | 0              | 0%    |
| Triathlon         | -                        | 24         | 0        | 0        | 34         | 0        | 0        | 58          | 58              | 0              | 0%                | 12       | 0        | 0          | 20       | 0        | 0          | 32        | 32              | 0              | 0%    |
| Volleyball        | -                        | -          | -        | -        | -          | -        | -        | -           | -               | -              | -                 | -        | -        | -          | -        | -        | -          | -         | -               |                |       |
| Weightlifting     | -                        | 42         | 0        | 0        | 59         | 0        | 0        | 101         | 101             | 0              | 0%                | -        | -        | -          | -        | -        | -          | -         | -               | -              | -     |
| Wrestling         | -                        | -          | -        | -        | 43         | 0        | 0        | -           | 43              | 0              | 0%                | -        | -        | -          | 20       | 0        | 0          | -         | 20              | 0              | 0%    |
| <b>Totals</b>     |                          | <b>389</b> | <b>0</b> | <b>0</b> | <b>677</b> | <b>0</b> | <b>0</b> | <b>1066</b> | <b>0</b>        | <b>0%</b>      | <b>393</b>        | <b>0</b> | <b>0</b> | <b>374</b> | <b>0</b> | <b>0</b> | <b>767</b> | <b>0</b>  | <b>0%</b>       |                |       |

\* Olympic Sport/Discipline data may include test conducted in non-Olympic disciplines of the sport.

**Table 11: GC/C/IRMS Tests Conducted in IOC Recognized Sport/Disciplines**

| Sport                       | Discipline                  | Urine      |          |            |          |           | Samples per Sport | AAFs per Sport | % AAF        |
|-----------------------------|-----------------------------|------------|----------|------------|----------|-----------|-------------------|----------------|--------------|
|                             |                             | IC         |          | OOC        |          | Sub Total |                   |                |              |
|                             |                             | Samples    | AAF      | Samples    | AAF      |           |                   |                |              |
| Air Sports                  | Hang Gliding & Paragliding  | 1          | 0        | -          | -        | -         | 2                 | 0              | 0%           |
|                             | Parachuting                 | 1          | 0        | -          | -        | -         |                   |                |              |
| American Football           | -                           | 18         | 0        | 23         | 0        | -         | 41                | 0              | 0%           |
| Automobile Sports           | -                           | 5          | 0        | -          | -        | -         | 5                 | 0              | 0%           |
| Bandy                       | -                           | 1          | 0        | 7          | 0        | -         | 8                 | 0              | 0%           |
| Baseball                    | -                           | 18         | 0        | 6          | 1        | -         | 24                | 1              | 4.2%         |
| Basque Pelota               | -                           | 2          | 0        | 1          | 0        | -         | 3                 | 0              | 0%           |
| Billiards                   | Billiards                   | 1          | 0        | 1          | 0        | 2         | 3                 | 0              | 0%           |
|                             | Snooker                     | -          | -        | 1          | 0        | 1         |                   |                |              |
| Boules Sports               | Petanque                    | 1          | 0        | -          | -        | -         | 1                 | 0              | 0%           |
| Bowling                     | -                           | -          | -        | 3          | 0        | -         | 3                 | 0              | 0%           |
| Bridge                      | -                           | -          | -        | -          | -        | -         | -                 | -              | -            |
| Chess                       | -                           | -          | -        | -          | -        | -         | -                 | -              | -            |
| Cricket                     | -                           | 8          | 0        | 6          | 0        | -         | 14                | 0              | 0%           |
| DanceSport                  | DanceSport                  | 2          | 0        | 1          | 0        | 3         | 4                 | 0              | 0%           |
|                             | Standard                    | -          | -        | 1          | 0        | 1         |                   |                |              |
| Floorball                   | -                           | 7          | 0        | 14         | 0        | -         | 21                | 0              | 0%           |
| Flying Disc                 | -                           | -          | -        | -          | -        | -         | -                 | -              | -            |
| Karate                      | -                           | 7          | 0        | 5          | 0        | -         | 12                | 0              | 0%           |
| Korfball                    | -                           | 5          | 0        | -          | -        | -         | 5                 | 0              | 0%           |
| Lifesaving                  | -                           | -          | -        | 1          | 0        | -         | 1                 | 0              | 0%           |
| Motorcycling                | Road Racing                 | 4          | 0        | 1          | 0        | 5         | 12                | 1              | 8.3%         |
|                             | Motorcycle Racing           | 4          | 0        | -          | -        | 4         |                   |                |              |
|                             | Motocross                   | 2          | 1        | -          | -        | 3         |                   |                |              |
|                             | Speedway                    | 1          | 0        | -          | -        | 1         |                   |                |              |
| Mountaineering and Climbing | Climbing                    | 6          | 0        | -          | -        | 6         | 11                | 0              | 0%           |
|                             | Ski Mountaineering-UIAA     | 2          | 0        | 1          | 0        | 3         |                   |                |              |
|                             | Mountain Running            | 1          | 0        | -          | -        | 1         |                   |                |              |
|                             | Mountaineering and Climbing | 1          | 0        | -          | -        | 1         |                   |                |              |
| Netball                     | -                           | 2          | 0        | 2          | 0        | -         | 4                 | 0              | 0%           |
| Orienteering                | Orienteering                | 4          | 0        | 4          | 0        | 8         | 11                | 0              | 0%           |
|                             | Foot Orienteering           | 2          | 0        | 1          | 0        | 3         |                   |                |              |
| Polo                        | -                           | -          | -        | -          | -        | -         | -                 | -              | -            |
| Powerboating                | -                           | -          | -        | -          | -        | -         | -                 | -              | -            |
| Racquetball                 | -                           | -          | -        | 3          | 0        | -         | 3                 | 0              | 0%           |
| Roller Sports               | Hockey (inline)             | 4          | 0        | 1          | 0        | 5         | 11                | 0              | 0%           |
|                             | Speed                       | 1          | 0        | 2          | 0        | 3         |                   |                |              |
|                             | Rink Hockey                 | 1          | 0        | 1          | 0        | 2         |                   |                |              |
|                             | Artistic                    | -          | -        | 1          | 0        | 1         |                   |                |              |
| Softball                    | -                           | -          | -        | 1          | 0        | -         | 1                 | 0              | 0%           |
| Sport Climbing              | Boulder                     | 1          | 0        | -          | -        | 1         | 2                 | 0              | 0%           |
|                             | Sport Climbing              | 1          | 0        | -          | -        | 1         |                   |                |              |
| Squash                      | -                           | 2          | 0        | 5          | 0        | -         | 7                 | 0              | 0%           |
| Sumo                        | -                           | 1          | 0        | 2          | 0        | -         | 3                 | 0              | 0%           |
| Surfing                     | Wind Surfing                | -          | -        | 1          | 0        | -         | 1                 | 0              | 0%           |
| Tug of War                  | -                           | -          | -        | -          | -        | -         | 0                 | 0              | -            |
| Underwater Sports           | Finswimming                 | 2          | 0        | 2          | 0        | 4         | 7                 | 0              | 0%           |
|                             | UW-Rugby                    | 2          | 0        | 1          | 0        | 3         |                   |                |              |
| Water Skiing                | Water Skiing                | -          | -        | 2          | 0        | 2         | 3                 | 0              | 0%           |
|                             | Wakeboard                   | -          | -        | 1          | 0        | 1         |                   |                |              |
| Wushu                       | -                           | 4          | 0        | 11         | 0        | -         | 15                | 0              | 0%           |
| <b>Totals</b>               |                             | <b>125</b> | <b>1</b> | <b>113</b> | <b>1</b> |           | <b>238</b>        | <b>2</b>       | <b>0.84%</b> |

**Table 12: EPO Tests Conducted in IOC Recognized Sport/Disciplines**

| Sport                       | Discipline              | IC         |          | OOC        |          | Urine     | Samples per Sport | AAFs per Sport | % AAF |
|-----------------------------|-------------------------|------------|----------|------------|----------|-----------|-------------------|----------------|-------|
|                             |                         | Samples    | AAF      | Samples    | AAF      | sub total |                   |                |       |
| Air Sports                  | -                       | -          | -        | -          | -        | -         | -                 | -              | -     |
| American Football           | -                       | -          | -        | 4          | 0        | -         | 4                 | 0              | 0%    |
| Automobile Sports           | -                       | -          | -        | -          | -        | -         | -                 | -              | -     |
| Bandy                       | -                       | -          | -        | -          | -        | -         | -                 | -              | -     |
| Baseball                    | -                       | -          | -        | 1          | 0        | -         | 1                 | 0              | 0%    |
| Basque Pelota               | -                       | -          | -        | -          | -        | -         | -                 | -              | -     |
| Billiards                   | -                       | -          | -        | -          | -        | -         | -                 | -              | -     |
| Boules Sports               | -                       | -          | -        | -          | -        | -         | -                 | -              | -     |
| Bowling                     | -                       | -          | -        | 1          | 0        | -         | 1                 | 0              | 0%    |
| Bridge                      | -                       | -          | -        | -          | -        | -         | -                 | -              | -     |
| Chess                       | -                       | -          | -        | -          | -        | -         | -                 | -              | -     |
| Cricket                     | -                       | -          | -        | -          | -        | -         | -                 | -              | -     |
| DanceSport                  | -                       | -          | -        | -          | -        | -         | -                 | -              | -     |
| Floorball                   | -                       | -          | -        | -          | -        | -         | -                 | -              | -     |
| Flying Disc                 | -                       | -          | -        | -          | -        | -         | -                 | -              | -     |
| Karate                      | -                       | -          | -        | -          | -        | -         | -                 | -              | -     |
| Korfball                    | -                       | -          | -        | -          | -        | -         | -                 | -              | -     |
| Lifesaving                  | -                       | 33         | 0        | 8          | 0        | -         | 41                | 0              | 0%    |
| Motorcycling                | -                       | -          | -        | -          | -        | -         | -                 | -              | -     |
| Mountaineering and Climbing | Ski Mountaineering-UIAA | 26         | -        | 8          | 0        | 34        | 46                | 0              | 0%    |
|                             | Mountain Running        | 12         | -        | -          | -        | 12        |                   |                |       |
| Netball                     | -                       | -          | -        | -          | -        | -         | -                 | -              | -     |
| Orienteering                | Foot Orienteering       | 5          | 0        | 25         | 0        | 30        | 58                | 0              | 0%    |
|                             | Orienteering            | 6          | -        | 17         | 0        | 23        |                   |                |       |
|                             | Ski Orienteering        | -          | 0        | 5          | 0        | 5         |                   |                |       |
| Polo                        | -                       | -          | -        | -          | -        | -         | -                 | -              | -     |
| Powerboating                | -                       | -          | -        | -          | -        | -         | -                 | -              | -     |
| Racquetball                 | -                       | 2          | 0        | -          | -        | -         | 2                 | -              | -     |
| Roller Sports               | Speed                   | 18         | -        | 5          | 0        | 23        | 33                | 0              | 0%    |
|                             | Roller Sports           | 9          | 0        | -          | -        | 9         |                   |                |       |
|                             | Hockey (inline)         | -          | 0        | 1          | 0        | 1         |                   |                |       |
| Softball                    | -                       | -          | -        | -          | -        | -         | -                 | -              | -     |
| Sport Climbing              | -                       | -          | -        | -          | -        | -         | -                 | -              | -     |
| Squash                      | -                       | 8          | 0        | 17         | 0        | -         | 25                | 0              | 0%    |
| Sumo                        | -                       | -          | -        | -          | -        | -         | -                 | -              | -     |
| Surfing                     | Wind Surfing            | 6          | 0        | -          | -        | -         | 6                 | 0              | 0%    |
| Tug of War                  | -                       | -          | -        | -          | -        | -         | -                 | 0              | -     |
| Underwater Sports           | Finswimming             | 6          | 0        | 15         | 0        | 21        | 34                | 0              | 0%    |
|                             | Underwater Sports       | 2          | 0        | 11         | 0        | 13        |                   |                |       |
| Water Skiing                | -                       | -          | -        | -          | -        | -         | -                 | -              | -     |
| Wushu                       | -                       | -          | -        | -          | -        | -         | -                 | -              | -     |
| <b>Totals</b>               |                         | <b>133</b> | <b>0</b> | <b>118</b> | <b>0</b> |           | <b>251</b>        | <b>0</b>       |       |

**Table 13: hGH<sup>1</sup> Tests Conducted in IOC Recognized Sport/Disciplines**

| Sport                       | Discipline        | IC        |          | OOC       |          | Urine             |                | % AAF     |
|-----------------------------|-------------------|-----------|----------|-----------|----------|-------------------|----------------|-----------|
|                             |                   | Samples   | AAF      | Samples   | AAF      | Samples per Sport | AAFs per Sport |           |
| Air Sports                  | -                 | -         | -        | -         | -        | -                 | -              | -         |
| American Football           | -                 | -         | -        | 7         | 0        | 7                 | 0              | 0%        |
| Automobile Sports           | -                 | -         | -        | -         | -        | -                 | -              | -         |
| Bandy                       | -                 | -         | -        | -         | -        | -                 | -              | -         |
| Baseball                    | -                 | 19        | 0        | 3         | 0        | 22                | 0              | 0%        |
| Basque Pelota               | -                 | -         | -        | -         | -        | -                 | -              | -         |
| Billiards                   | -                 | -         | -        | -         | -        | -                 | -              | -         |
| Boules Sports               | -                 | -         | -        | -         | -        | -                 | -              | -         |
| Bowling                     | -                 | -         | -        | 1         | 0        | 1                 | 0              | 0%        |
| Bridge                      | -                 | -         | -        | -         | -        | -                 | -              | -         |
| Chess                       | -                 | -         | -        | -         | -        | -                 | -              | -         |
| Cricket                     | -                 | -         | -        | -         | -        | -                 | -              | -         |
| DanceSport                  | -                 | -         | -        | -         | -        | -                 | -              | -         |
| Floorball                   | -                 | -         | -        | -         | -        | -                 | -              | -         |
| Flying Disc                 | -                 | -         | -        | -         | -        | -                 | -              | -         |
| Karate                      | -                 | -         | -        | 4         | 0        | 4                 | 0              | 0%        |
| Korfball                    | -                 | -         | -        | -         | -        | -                 | -              | -         |
| Life Saving                 | -                 | -         | -        | -         | -        | -                 | -              | -         |
| Motorcycling                | -                 | -         | -        | -         | -        | -                 | -              | -         |
| Mountaineering and Climbing | -                 | -         | -        | -         | -        | -                 | -              | -         |
| Netball                     | -                 | -         | -        | -         | -        | -                 | -              | -         |
| Orienteering                | Foot Orienteering | -         | -        | 1         | 0        | 1                 | 0              | 0%        |
| Polo                        | -                 | -         | -        | -         | -        | -                 | -              | -         |
| Powerboating                | -                 | -         | -        | -         | -        | -                 | -              | -         |
| Racquetball                 | -                 | -         | -        | -         | -        | -                 | -              | -         |
| Roller Sports               | -                 | -         | -        | -         | -        | -                 | -              | -         |
| Softball                    | -                 | -         | -        | 25        | 0        | 25                | 0              | 0%        |
| Sport Climbing              | -                 | -         | -        | 1         | 0        | 1                 | 0              | 0%        |
| Squash                      | -                 | -         | -        | -         | -        | -                 | -              | -         |
| Sumo                        | -                 | -         | -        | -         | -        | -                 | -              | -         |
| Surfing                     | -                 | -         | -        | -         | -        | -                 | -              | -         |
| Tug of War                  | -                 | -         | -        | -         | -        | -                 | -              | -         |
| Underwater Sports           | -                 | -         | -        | -         | -        | -                 | -              | -         |
| Water Skiing                | -                 | -         | -        | -         | -        | -                 | -              | -         |
| Wushu                       | -                 | -         | -        | -         | -        | -                 | -              | -         |
| <b>Totals</b>               |                   | <b>19</b> | <b>0</b> | <b>42</b> | <b>0</b> | <b>61</b>         | <b>0</b>       | <b>0%</b> |

<sup>1</sup> hGH reporting delayed from 28 March 2013 to 31 Dec 2013

**2013 Anti-Doping Testing Figures**  
*Samples Analyzed and Reported by Accredited Laboratories in ADAMS*

**Table 14: HBOCs and HBT (Transfusion) Tests Conducted in IOC Recognized Sport/Disciplines**

| Sport                       | Discipline              | HBOCs    |          |          |          |                   |                |           | Blood    |          |                       |          |                   |                |           |
|-----------------------------|-------------------------|----------|----------|----------|----------|-------------------|----------------|-----------|----------|----------|-----------------------|----------|-------------------|----------------|-----------|
|                             |                         | IC       |          | OOC      |          | Samples per Sport | AAFs per Sport | % AAF     | IC       |          | HBT (Transfusion) OOC |          | Samples per Sport | AAFs per Sport | % AAF     |
|                             |                         | Samples  | AAF      | Samples  | AAF      |                   |                |           | Samples  | AAF      | Samples               | AAF      |                   |                |           |
| Air Sports                  | -                       | -        | -        | -        | -        | -                 | -              | -         | -        | -        | -                     | -        | -                 | -              | -         |
| American Football           | -                       | -        | -        | 4        | 0        | 4                 | 0              | 0%        | -        | -        | -                     | -        | -                 | -              | -         |
| Automobile Sports           | -                       | -        | -        | -        | -        | -                 | -              | -         | -        | -        | -                     | -        | -                 | -              | -         |
| Bandy                       | -                       | -        | -        | -        | -        | -                 | -              | -         | -        | -        | -                     | -        | -                 | -              | -         |
| Baseball                    | -                       | 4        | 0        | -        | -        | 4                 | 0              | 0%        | -        | -        | -                     | -        | -                 | -              | -         |
| Basque Pelota               | -                       | -        | -        | -        | -        | -                 | -              | -         | -        | -        | -                     | -        | -                 | -              | -         |
| Billiards                   | -                       | -        | -        | -        | -        | -                 | -              | -         | -        | -        | -                     | -        | -                 | -              | -         |
| Boules Sports               | -                       | -        | -        | -        | -        | -                 | -              | -         | -        | -        | -                     | -        | -                 | -              | -         |
| Bowling                     | -                       | -        | -        | -        | -        | -                 | -              | -         | -        | -        | -                     | -        | -                 | -              | -         |
| Bridge                      | -                       | -        | -        | -        | -        | -                 | -              | -         | -        | -        | -                     | -        | -                 | -              | -         |
| Chess                       | -                       | -        | -        | -        | -        | -                 | -              | -         | -        | -        | -                     | -        | -                 | -              | -         |
| Cricket                     | -                       | -        | -        | -        | -        | -                 | -              | -         | -        | -        | -                     | -        | -                 | -              | -         |
| DanceSport                  | -                       | -        | -        | -        | -        | -                 | -              | -         | -        | -        | -                     | -        | -                 | -              | -         |
| Floorball                   | -                       | -        | -        | -        | -        | -                 | -              | -         | -        | -        | -                     | -        | -                 | -              | -         |
| Flying Disc                 | -                       | -        | -        | -        | -        | -                 | -              | -         | -        | -        | -                     | -        | -                 | -              | -         |
| Karate                      | -                       | -        | -        | -        | -        | -                 | -              | -         | -        | -        | -                     | -        | -                 | -              | -         |
| Korfball                    | -                       | -        | -        | -        | -        | -                 | -              | -         | -        | -        | -                     | -        | -                 | -              | -         |
| Life Saving                 | -                       | -        | -        | -        | -        | -                 | -              | -         | -        | -        | -                     | -        | -                 | -              | -         |
| Motorcycling                | -                       | -        | -        | -        | -        | -                 | -              | -         | -        | -        | -                     | -        | -                 | -              | -         |
| Mountaineering and Climbing | Ski Mountaineering-UIAA | -        | -        | 1        | 0        | 1                 | 0              | 0%        | -        | -        | 1                     | 0        | 1                 | 0              | 0%        |
| Netball                     | -                       | -        | -        | -        | -        | -                 | -              | -         | -        | -        | -                     | -        | -                 | -              | -         |
| Orienteering                | Foot Orienteering       | -        | -        | 2        | 0        | 2                 | 0              | 0%        | -        | -        | 1                     | 0        | 1                 | 0              | 0%        |
| Polo                        | -                       | -        | -        | -        | -        | -                 | -              | -         | -        | -        | -                     | -        | -                 | -              | -         |
| Powerboating                | -                       | -        | -        | -        | -        | -                 | -              | -         | -        | -        | -                     | -        | -                 | -              | -         |
| Racquetball                 | -                       | -        | -        | -        | -        | -                 | -              | -         | -        | -        | -                     | -        | -                 | -              | -         |
| Roller Sports               | -                       | -        | -        | -        | -        | -                 | -              | -         | -        | -        | -                     | -        | -                 | -              | -         |
| Softball                    | -                       | -        | -        | -        | -        | -                 | -              | -         | -        | -        | -                     | -        | -                 | -              | -         |
| Sport Climbing              | -                       | -        | -        | -        | -        | -                 | -              | -         | -        | -        | -                     | -        | -                 | -              | -         |
| Squash                      | -                       | -        | -        | -        | -        | -                 | -              | -         | -        | -        | -                     | -        | -                 | -              | -         |
| Sumo                        | -                       | -        | -        | -        | -        | -                 | -              | -         | -        | -        | -                     | -        | -                 | -              | -         |
| Surfing                     | -                       | -        | -        | -        | -        | -                 | -              | -         | -        | -        | -                     | -        | -                 | -              | -         |
| Tug of War                  | -                       | -        | -        | -        | -        | -                 | -              | -         | -        | -        | -                     | -        | -                 | -              | -         |
| Underwater Sports           | -                       | -        | -        | -        | -        | -                 | -              | -         | -        | -        | -                     | -        | -                 | -              | -         |
| Water Skiing                | -                       | -        | -        | -        | -        | -                 | -              | -         | -        | -        | -                     | -        | -                 | -              | -         |
| Wushu                       | -                       | -        | -        | -        | -        | -                 | -              | -         | -        | -        | -                     | -        | -                 | -              | -         |
| <b>Totals</b>               |                         | <b>4</b> | <b>0</b> | <b>7</b> | <b>0</b> | <b>11</b>         | <b>0</b>       | <b>0%</b> | <b>0</b> | <b>0</b> | <b>2</b>              | <b>0</b> | <b>2</b>          | <b>0</b>       | <b>0%</b> |

**Table 15: GC/C/IRMS Tests Conducted in AIMS Sport/Disciplines**

| Sport              | Discipline               | Urine      |           |             |           | Sub Total | Total per Sport | AAFs per Sport | % AAF        |
|--------------------|--------------------------|------------|-----------|-------------|-----------|-----------|-----------------|----------------|--------------|
|                    |                          | IC Samples | IC AAF    | OOC Samples | OOC AAF   |           |                 |                |              |
| Aikido             | -                        | -          | -         | -           | -         | -         | -               | -              | -            |
| Bodybuilding       | Bodybuilding             | 19         | 6         | 12          | 0         | 31        | 42              | 10             | 23.8%        |
|                    | Fitness                  | 1          | 0         | 10          | 4         | 11        |                 |                |              |
| Casting            | -                        | -          | -         | -           | -         | -         | -               | -              | -            |
| Cheer              | -                        | 1          | 0         | -           | -         | -         | 1               | 0              | 0%           |
| Darts              | -                        | 11         | 0         | -           | -         | -         | 11              | 0              | 0%           |
| Dragon Boat        | -                        | 1          | 0         | 1           | 0         | -         | 2               | 0              | 0%           |
| Draughts           | -                        | -          | -         | -           | -         | -         | -               | -              | -            |
| Fistball           | -                        | 1          | 0         | -           | -         | -         | 1               | 0              | 0%           |
| Go                 | -                        | 1          | 0         | 1           | 0         | -         | 2               | 0              | 0%           |
| Icestocksport      | -                        | 3          | 0         | -           | -         | -         | 3               | 0              | 0%           |
| Ju-Jitsu           | -                        | 3          | 3         | -           | -         | -         | 3               | 3              | 100%         |
| Kendo              | -                        | -          | -         | -           | -         | -         | -               | -              | -            |
| Kickboxing         | -                        | 6          | 0         | 12          | 1         | -         | 18              | 1              | 5.6%         |
| Lacrosse           | -                        | 2          | 0         | -           | -         | -         | 2               | -              | -            |
| Minigolf           | -                        | 1          | 0         | -           | -         | -         | 1               | -              | -            |
| Muaythai           | -                        | -          | -         | -           | -         | -         | -               | -              | -            |
| Powerlifting       | Powerlifting             | 3          | 2         | -           | -         | 3         | 90              | 20             | 22.2%        |
|                    | Bench Press              | 42         | 13        | 45          | 5         | 87        |                 |                |              |
| Sambo              | -                        | -          | -         | 1           | 0         | -         | 1               | -              | -            |
| Savate             | -                        | 6          | 0         | 1           | 0         | -         | 7               | -              | -            |
| Sepaktakraw        | -                        | -          | -         | -           | -         | -         | -               | -              | -            |
| Ski Mountaineering | Ski-Mountaineering- ISMF | 3          | 0         | -           | -         | -         | 3               | -              | -            |
| Sleddog            | -                        | -          | -         | -           | -         | -         | -               | -              | -            |
| Soft Tennis        | -                        | 1          | 0         | -           | -         | -         | 1               | -              | -            |
| <b>Totals</b>      |                          | <b>105</b> | <b>24</b> | <b>83</b>   | <b>10</b> |           | <b>188</b>      | <b>34</b>      | <b>18.1%</b> |

**Table 16: EPO Tests Conducted in AIMS Sport/Disciplines**

| Sport              | Discipline               | Urine     |          |          |          | Total per Sport | AAFs per Sport | % AAF       |
|--------------------|--------------------------|-----------|----------|----------|----------|-----------------|----------------|-------------|
|                    |                          | IC        |          | OOC      |          |                 |                |             |
|                    |                          | Samples   | AAF      | Samples  | AAF      |                 |                |             |
| Aikido             | -                        | -         | -        | -        | -        | -               | -              | -           |
| Bodybuilding       | -                        | -         | -        | -        | -        | -               | -              | -           |
| Casting            | -                        | -         | -        | -        | -        | -               | -              | -           |
| Cheer              | -                        | -         | -        | -        | -        | -               | -              | -           |
| Darts              | -                        | -         | -        | -        | -        | -               | -              | -           |
| Dragon Boat        | -                        | -         | -        | 1        | 0        | 1               | 0              | 0%          |
| Draughts           | -                        | -         | -        | -        | -        | -               | -              | -           |
| Fistball           | -                        | -         | -        | -        | -        | -               | -              | -           |
| Go                 | -                        | -         | -        | -        | -        | -               | -              | -           |
| Icestocksport      | -                        | -         | -        | -        | -        | -               | -              | -           |
| Ju-Jitsu           | -                        | 2         | 0        | -        | -        | 2               | 0              | 0%          |
| Kendo              | -                        | -         | -        | -        | -        | -               | -              | -           |
| Kickboxing         | -                        | 3         | 0        | -        | -        | 3               | 0              | 0%          |
| Lacrosse           | -                        | -         | -        | -        | -        | -               | -              | -           |
| Minigolf           | -                        | -         | -        | -        | -        | -               | -              | -           |
| Muaythai           | -                        | 2         | 0        | -        | -        | 2               | 0              | 0%          |
| Powerlifting       | -                        | -         | -        | 2        | 0        | 2               | 0              | 0%          |
| Sambo              | -                        | 3         | 0        | 1        | 1        | 4               | 1              | 25%         |
| Savate             | -                        | 1         | 0        | -        | -        | 1               | 0              | 0%          |
| Sepaktakraw        | -                        | -         | -        | -        | -        | -               | -              | -           |
| Ski Mountaineering | Ski-Mountaineering- ISMF | 12        | 0        | 5        | 0        | 17              | 0              | 0%          |
| Sleddog            | -                        | -         | -        | -        | -        | -               | -              | -           |
| Soft Tennis        | -                        | -         | -        | -        | -        | -               | -              | -           |
| <b>Totals</b>      |                          | <b>23</b> | <b>0</b> | <b>9</b> | <b>1</b> | <b>32</b>       | <b>1</b>       | <b>3.1%</b> |



**2013 Anti-Doping Testing Figures**  
*Samples Analyzed and Reported by Accredited Laboratories in ADAMS*

**Table 17: hGH<sup>1</sup>, HBOCs and HBT (Transfusion) Tests Conducted in AIMS Sport/Disciplines**

| Sport              | Discipline   | Blood     |          |           |          |                     |                    |                   |            | HBOCs<br>Total per<br>Sport | HBT<br>Total per<br>Sport |
|--------------------|--------------|-----------|----------|-----------|----------|---------------------|--------------------|-------------------|------------|-----------------------------|---------------------------|
|                    |              | IC        |          | OOC       |          | hGH<br>Sub<br>Total | Total per<br>Sport | AAFs per<br>Sport | %<br>Sport |                             |                           |
|                    |              | Samples   | AAF      | Samples   | AAF      |                     |                    |                   |            |                             |                           |
| Aikido             | -            | -         | -        | -         | -        | -                   | -                  | -                 | -          | -                           | -                         |
| Bodybuilding       | Bodybuilding | 5         | 0        | -         | -        | 5                   | 12                 | 0                 | 0%         | -                           | -                         |
|                    | Fitness      | -         | -        | 7         | 0        | 7                   |                    |                   |            |                             |                           |
| Casting            | -            | -         | -        | -         | -        | -                   | -                  | -                 | -          | -                           | -                         |
| Cheer              | -            | -         | -        | -         | -        | -                   | -                  | -                 | -          | -                           | -                         |
| Darts              | -            | -         | -        | -         | -        | -                   | -                  | -                 | -          | -                           | -                         |
| Dragon Boat        | -            | -         | -        | -         | -        | -                   | -                  | -                 | -          | -                           | -                         |
| Draughts           | -            | -         | -        | -         | -        | -                   | -                  | -                 | -          | -                           | -                         |
| Fistball           | -            | -         | -        | -         | -        | -                   | -                  | -                 | -          | -                           | -                         |
| Go                 | -            | -         | -        | -         | -        | -                   | -                  | -                 | -          | -                           | -                         |
| Icestocksport      | -            | -         | -        | -         | -        | -                   | -                  | -                 | -          | -                           | -                         |
| Ju-Jitsu           | -            | -         | -        | -         | -        | -                   | -                  | -                 | -          | -                           | -                         |
| Kendo              | -            | -         | -        | -         | -        | -                   | -                  | -                 | -          | -                           | -                         |
| Kickboxing         | -            | -         | -        | -         | -        | -                   | -                  | -                 | -          | -                           | -                         |
| Lacrosse           | -            | -         | -        | -         | -        | -                   | -                  | -                 | -          | -                           | -                         |
| Minigolf           | -            | -         | -        | -         | -        | -                   | -                  | -                 | -          | -                           | -                         |
| Muaythai           | -            | -         | -        | -         | -        | -                   | -                  | -                 | -          | -                           | -                         |
| Powerlifting       | -            | 8         | 0        | 13        | 0        | -                   | 21                 | 0                 | 0%         | -                           | -                         |
| Sambo              | -            | -         | -        | 1         | 0        | -                   | 1                  | 0                 | 0%         | -                           | -                         |
| Savate             | -            | -         | -        | 8         | 0        | -                   | 8                  | 0                 | 0%         | -                           | -                         |
| Sepaktakraw        | -            | -         | -        | -         | -        | -                   | -                  | -                 | -          | -                           | -                         |
| Ski-Mountaineering | -            | -         | -        | -         | -        | -                   | -                  | -                 | -          | -                           | -                         |
| Sleddog            | -            | -         | -        | -         | -        | -                   | -                  | -                 | -          | -                           | -                         |
| Soft Tennis        | -            | -         | -        | -         | -        | -                   | -                  | -                 | -          | -                           | -                         |
| <b>Totals</b>      |              | <b>13</b> | <b>0</b> | <b>29</b> | <b>0</b> |                     | <b>42</b>          | <b>0</b>          | <b>0%</b>  | <b>0</b>                    | <b>0</b>                  |

<sup>1</sup> hGH reporting delayed from 28 March 2013 to 31 Dec 2013

**Table 18: GC/C/IRMS Tests Conducted in Sports for Athletes with an Impairment**

| Sport             | Discipline                      | Urine     |          |           |          |           |                 |                |           |
|-------------------|---------------------------------|-----------|----------|-----------|----------|-----------|-----------------|----------------|-----------|
|                   |                                 | IC        |          | OOC       |          | Sub Total | Total per Sport | AAFs per Sport | % AAF     |
| Samples           | AAF                             | Samples   | AAF      |           |          |           |                 |                |           |
| Aquatics          | -                               | -         | -        | -         | -        | -         | -               | -              | -         |
| Athletics         | CISS Athletics                  | -         | -        | 5         | 0        | -         | 5               | 0              | 0%        |
| Badminton         | -                               | -         | -        | -         | -        | -         | -               | -              | -         |
| Basketball        | Wheelchair Basketball           | 2         | 0        | -         | -        | -         | 2               | 0              | 0%        |
| Boccia            | -                               | -         | -        | -         | -        | -         | -               | -              | -         |
| Bowling           | -                               | -         | -        | -         | -        | -         | -               | -              | -         |
| Canoe / Kayak     | Para-Canoe <sup>1</sup>         | -         | -        | 2         | 0        | -         | 2               | 0              | 0%        |
| Curling           | Wheelchair Curling <sup>2</sup> | -         | -        | 1         | 0        | -         | 1               | 0              | 0%        |
| Cycling           | Para-Cycling <sup>3</sup>       | 7         | 0        | 2         | 0        | -         | 9               | 0              | 0%        |
| Equestrian        | Para-Equestrian <sup>4</sup>    | -         | -        | 1         | 1        | -         | 1               | 1              | 100%      |
| Fencing           | -                               | -         | -        | -         | -        | -         | -               | -              | -         |
| Football          | -                               | -         | -        | -         | -        | -         | -               | -              | -         |
| Football 5-a-Side | -                               | -         | -        | -         | -        | -         | -               | -              | -         |
| Football 7-a-Side | -                               | -         | -        | 1         | 0        | -         | 1               | 0              | 0%        |
| Handball          | -                               | -         | -        | -         | -        | -         | -               | -              | -         |
| Ice Hockey        | -                               | -         | -        | -         | -        | -         | -               | -              | -         |
| Judo              | -                               | -         | -        | 1         | 0        | -         | 1               | 0              | 0%        |
| Karate            | CISS Karate                     | -         | -        | 1         | 0        | -         | 1               | 0              | 0%        |
| Powerlifting      | IBSA Powerlifting               | 1         | 0        | -         | -        | -         | 1               | 0              | 0%        |
| Rowing            | Adaptive Rowing <sup>5</sup>    | 2         | 0        | -         | -        | -         | 2               | 0              | 0%        |
| Rugby             | Wheelchair Rugby                | -         | -        | 3         | 0        | -         | 3               | 0              | 0%        |
| Sailing           | -                               | -         | -        | -         | -        | -         | -               | -              | -         |
| Shooting          | -                               | -         | -        | -         | -        | -         | -               | -              | -         |
| Skiing            | CISS Alpine Skiing              | 1         | 0        | -         | -        | -         | 1               | 0              | 0%        |
| Table Tennis      | CISS Table Tennis               | -         | -        | 1         | 0        | -         | 3               | 0              | 0%        |
|                   | Para Table Tennis <sup>6</sup>  | -         | -        | 2         | 0        | -         |                 |                |           |
| Taekwondo         | -                               | -         | -        | -         | -        | -         | -               | -              | -         |
| Tennis            | CISS Tennis                     | -         | -        | 1         | 0        | -         | 1               | 0              | 0%        |
| Volleyball        | -                               | -         | -        | -         | -        | -         | -               | -              | -         |
| Weightlifting     | -                               | -         | -        | -         | -        | -         | -               | -              | -         |
| Wrestling         | CISS Wrestling Greco-Roman      | -         | -        | 1         | 0        | -         | 1               | 0              | -         |
| <b>Totals</b>     |                                 | <b>13</b> | <b>0</b> | <b>22</b> | <b>1</b> | <b>0</b>  | <b>35</b>       | <b>1</b>       | <b>3%</b> |

<sup>1</sup> Discipline under the governance of the IF (International Canoe Federation)

<sup>2</sup> Discipline under the governance of the IF (World Curling Federation)

<sup>3</sup> Discipline under the governance of the IF (International Cycling Union)

<sup>4</sup> Discipline under the governance of the IF (International Equestrian Federation)

<sup>5</sup> Discipline under the governance of the IF (International Rowing Federation)

<sup>6</sup> Discipline under the governance of the IF (International Table Tennis Federation)

**Table 19: GC/C/IRMS Tests Conducted in IPC Sport/Disciplines**

| Sport                 | Discipline                | Urine     |          |           |          |           |                 |                |             |
|-----------------------|---------------------------|-----------|----------|-----------|----------|-----------|-----------------|----------------|-------------|
|                       |                           | IC        |          | OOC       |          | Sub Total | Total per Sport | AAFs per Sport | % AAF       |
| Samples               | AAF                       | Samples   | AAF      |           |          |           |                 |                |             |
| Aquatics              | IPC Swimming              | 3         | 0        | 2         | 0        | 5         | 5               | 0              | 0%          |
| Athletics             | IPC Athletics             | 17        | 0        | 13        | 1        | 30        | 30              | 1              | 3.3%        |
| Badminton             | IPC Badminton             | 1         | 0        | -         | -        | -         | 1               | 0              | 0%          |
| Bowling               | IPC Nine-pin              | -         | -        | -         | -        | -         | -               | -              | -           |
| DanceSport            | IPC Wheelchair DanceSport | -         | -        | -         | -        | -         | -               | -              | -           |
| IPC Ice Sledge Hockey | IPC Ice Sledge Hockey     | -         | -        | 1         | 0        | -         | 1               | 0              | 0%          |
| Powerlifting          | IPC Powerlifting          | 1         | 1        | -         | -        | -         | 1               | 1              | 100%        |
| Shooting              | IPC Shooting              | -         | -        | -         | -        | -         | -               | -              | -           |
| Skiing                | IPC Nordic Cross-Country  | -         | 0        | 5         | 0        | 5         | 14              | 0              | 0%          |
|                       | IPC Nordic Biathlon       | -         | -        | 5         | 0        | 5         |                 |                |             |
|                       | IPC Alpine                | 2         | -        | 2         | 0        | 4         |                 |                |             |
| <b>Totals</b>         |                           | <b>24</b> | <b>1</b> | <b>28</b> | <b>1</b> | <b>52</b> | <b>52</b>       | <b>2</b>       | <b>3.8%</b> |

**Table 20: EPO Tests Conducted in Sports for Athletes with an Impairment**

| Sport             | Discipline                      | Urine      |          |             |          |           | Sub Total | Total per Sport | AAFs per Sport | % AAF |
|-------------------|---------------------------------|------------|----------|-------------|----------|-----------|-----------|-----------------|----------------|-------|
|                   |                                 | IC Samples | AAF      | OOB Samples | AAF      | Sub Total |           |                 |                |       |
| Aquatics          | -                               | -          | -        | -           | -        | -         | -         | -               | -              |       |
| Athletics         | -                               | -          | -        | -           | -        | -         | -         | -               | -              |       |
| Badminton         | -                               | -          | -        | -           | -        | -         | -         | -               | -              |       |
| Basketball        | -                               | -          | -        | -           | -        | -         | -         | -               | -              |       |
| Boccia            | -                               | -          | -        | -           | -        | -         | -         | -               | -              |       |
| Bowling           | -                               | -          | -        | -           | -        | -         | -         | -               | -              |       |
| Curling           | Wheelchair Curling <sup>1</sup> | -          | -        | 1           | 0        | -         | 1         | 0               | 0%             |       |
| Cycling           | CISS Cycling Road               | 12         | 0        | 2           | 0        | 14        | 68        | 1               | 1.5%           |       |
|                   | Para-Cycling <sup>2</sup>       | 11         | 0        | 43          | 1        | 54        |           |                 |                |       |
| Fencing           | -                               | -          | -        | -           | -        | -         | -         | -               | -              |       |
| Football          | -                               | -          | -        | -           | -        | -         | -         | -               | -              |       |
| Football 5-a-Side | -                               | -          | -        | -           | -        | -         | -         | -               | -              |       |
| Football 7-a-Side | -                               | -          | -        | -           | -        | -         | -         | -               | -              |       |
| Handball          | -                               | -          | -        | -           | -        | -         | -         | -               | -              |       |
| Ice Hockey        | -                               | -          | -        | -           | -        | -         | -         | -               | -              |       |
| Judo              | -                               | -          | -        | -           | -        | -         | -         | -               | -              |       |
| Powerlifting      | -                               | -          | -        | -           | -        | -         | -         | -               | -              |       |
| Rowing            | Adaptive Rowing <sup>3</sup>    | -          | -        | 1           | -        | -         | 1         | 0               | 0%             |       |
| Rugby             | -                               | -          | -        | -           | -        | -         | -         | -               | -              |       |
| Sailing           | -                               | -          | -        | -           | -        | -         | -         | -               | -              |       |
| Shooting          | -                               | -          | -        | -           | -        | -         | -         | -               | -              |       |
| Skiing            | CISS Cross Country Skiing       | 2          | 0        | -           | -        | -         | 2         | 0               | 0%             |       |
| Table Tennis      | -                               | -          | -        | -           | -        | -         | -         | -               | -              |       |
| Taekwondo         | -                               | -          | -        | -           | -        | -         | -         | -               | -              |       |
| Tennis            | -                               | -          | -        | -           | -        | -         | -         | -               | -              |       |
| Triathlon         | Para Triathlon <sup>4</sup>     | 5          | 0        | 2           | 0        | -         | 7         | 0               | 0%             |       |
| Volleyball        | -                               | -          | -        | -           | -        | -         | -         | -               | -              |       |
| Weightlifting     | -                               | -          | -        | -           | -        | -         | -         | -               | -              |       |
| Wrestling         | -                               | -          | -        | -           | -        | -         | -         | -               | -              |       |
| <b>Totals</b>     |                                 | <b>30</b>  | <b>0</b> | <b>49</b>   | <b>1</b> | <b>68</b> | <b>79</b> | <b>1</b>        | <b>1.3%</b>    |       |

<sup>1</sup> Discipline under the governance of the IF (World Curling Federation)

<sup>2</sup> Discipline under the governance of the IF (International Cycling Union)

<sup>3</sup> Discipline under the governance of the IF (International Rowing Federation)

<sup>4</sup> Discipline under the governance of the IF (International Triathlon Union)

**Table 21: EPO Tests Conducted in IPC Sport/Disciplines**

| Sport                 | Discipline                | Urine      |          |             |          |            | Sub Total  | Total per Sport | AAFs per Sport | % AAF |
|-----------------------|---------------------------|------------|----------|-------------|----------|------------|------------|-----------------|----------------|-------|
|                       |                           | IC Samples | AAF      | OOB Samples | AAF      | Sub Total  |            |                 |                |       |
| Aquatics              | IPC Swimming              | 17         | 0        | 24          | 0        | -          | 41         | 0               | 0%             |       |
| Athletics             | IPC Athletics             | 39         | 1        | 70          | 0        | -          | 109        | 1               | 0.9%           |       |
| Badminton             | IPC Badminton             | -          | -        | -           | -        | -          | -          | -               | -              |       |
| Bowling               | IPC Nine-pin              | -          | -        | -           | -        | -          | -          | -               | -              |       |
| DanceSport            | IPC Wheelchair DanceSport | -          | -        | -           | -        | -          | -          | -               | -              |       |
| IPC Ice Sledge Hockey | IPC Ice Sledge Hockey     | -          | -        | -           | -        | -          | -          | -               | -              |       |
| Powerlifting          | IPC Powerlifting          | -          | -        | 4           | 0        | -          | 4          | 0               | 0%             |       |
| Shooting              | IPC Shooting              | -          | -        | -           | -        | -          | -          | -               | -              |       |
| Skiing                | IPC Nordic Cross-Country  | 12         | 0        | 36          | 0        | 48         | 87         | 0               | 0%             |       |
|                       | IPC Nordic Biathlon       | -          | -        | 39          | 0        | 39         |            |                 |                |       |
| <b>Totals</b>         |                           | <b>68</b>  | <b>1</b> | <b>173</b>  | <b>0</b> | <b>241</b> | <b>241</b> | <b>1</b>        | <b>0.4%</b>    |       |

**2013 Anti-Doping Testing Figures**  
*Samples Analyzed and Reported by Accredited Laboratories in ADAMS*

**Table 22: hGH<sup>1</sup>, HBOCs and HBT (Transfusion) Tests Conducted in Sports for Athletes with an Impairment\***

| Sport         | Discipline                     | hGH      |          |          |          |                 |                | Blood HBOCS |          |          |          |          | HBT (Transfusion) |                |           |          |          |          |          |                 |                |           |
|---------------|--------------------------------|----------|----------|----------|----------|-----------------|----------------|-------------|----------|----------|----------|----------|-------------------|----------------|-----------|----------|----------|----------|----------|-----------------|----------------|-----------|
|               |                                | IC       |          | OOC      |          | Total per Sport | AAFs per Sport | % AAF       | IC       |          | OOC      |          | Total per Sport   | AAFs per Sport | % AAF     | IC       |          | OOC      |          | Total per Sport | AAFs per Sport | % AAF     |
|               |                                | Samples  | AAF      | Samples  | AAF      |                 |                |             | Samples  | AAF      | Samples  | AAF      | Sport             | Sport          | AAF       | Samples  | AAF      | Samples  | AAF      | Sport           | Sport          | AAF       |
| Cycling       | Para-Cycling <sup>1</sup>      | -        | -        | -        | -        | -               | -              | -           | -        | -        | 2        | 0        | 2                 | 0              | 0%        | -        | -        | 2        | 0        | 2               | 0              | 0%        |
| Tennis        | Wheelchair Tennis <sup>2</sup> | -        | -        | -        | -        | -               | -              | -           | -        | -        | 2        | 0        | 2                 | 0              | 0%        | -        | -        | 1        | 0        | 1               | 0              | 0%        |
| <b>Totals</b> |                                | <b>0</b> | <b>0</b> | <b>0</b> | <b>0</b> | <b>0</b>        | <b>0</b>       | <b>0</b>    | <b>0</b> | <b>0</b> | <b>4</b> | <b>0</b> | <b>4</b>          | <b>0</b>       | <b>0%</b> | <b>0</b> | <b>0</b> | <b>3</b> | <b>0</b> | <b>3</b>        | <b>0</b>       | <b>0%</b> |

\* no tests for hGH were reported in ADAMS

<sup>1</sup> Discipline under the governance of the IF (International Cycling Union)

<sup>2</sup> Discipline under the governance of the IF (International Tennis Federation)

**Table 23: hGH<sup>1</sup>, HBOCS and HBT (Transfusion) Tests Conducted in IPC Sport/Disciplines**

| Sport                 | Discipline                | hGH      |          |           |          |                 |                | Blood HBOCS |          |          |           |          | HBT (Transfusion) |                |           |          |          |          |          |                 |                |           |
|-----------------------|---------------------------|----------|----------|-----------|----------|-----------------|----------------|-------------|----------|----------|-----------|----------|-------------------|----------------|-----------|----------|----------|----------|----------|-----------------|----------------|-----------|
|                       |                           | IC       |          | OOC       |          | Total per Sport | AAFs per Sport | % AAF       | IC       |          | OOC       |          | Total per Sport   | AAFs per Sport | % AAF     | IC       |          | OOC      |          | Total per Sport | AAFs per Sport | % AAF     |
|                       |                           | Samples  | AAF      | Samples   | AAF      |                 |                |             | Samples  | AAF      | Samples   | AAF      | Sport             | Sport          | AAF       | Samples  | AAF      | Samples  | AAF      | Sport           | Sport          | AAF       |
| Aquatics              | IPC Swimming              | 4        | 0        | 12        | 0        | 16              | 0              | 0%          | -        | -        | -         | -        | -                 | -              | -         | -        | -        | -        | -        | -               | -              | -         |
| Athletics             | IPC Athletics             | -        | -        | 2         | 0        | 2               | 0              | 0%          | -        | -        | 7         | 0        | 7                 | 0              | 0%        | -        | -        | 6        | 0        | 6               | 0              | 0%        |
| Badminton             | IPC Badminton             | -        | -        | -         | -        | -               | -              | -           | -        | -        | -         | -        | -                 | -              | -         | -        | -        | -        | -        | -               | -              | -         |
| Bowling               | IPC Nine-pin              | -        | -        | -         | -        | -               | -              | -           | -        | -        | -         | -        | -                 | -              | -         | -        | -        | -        | -        | -               | -              | -         |
| DanceSport            | IPC Wheelchair DanceSport | -        | -        | -         | -        | -               | -              | -           | -        | -        | -         | -        | -                 | -              | -         | -        | -        | -        | -        | -               | -              | -         |
| IPC Ice Sledge Hockey | IPC Ice Sledge Hockey     | -        | -        | -         | -        | -               | -              | -           | -        | -        | -         | -        | -                 | -              | -         | -        | -        | -        | -        | -               | -              | -         |
| Powerlifting          | IPC Powerlifting          | -        | -        | 8         | 0        | 8               | 0              | 0%          | -        | -        | 3         | 0        | 3                 | 0              | 0%        | -        | -        | 3        | 0        | 3               | 0              | 0%        |
| Shooting              | IPC Shooting              | -        | -        | -         | -        | -               | -              | -           | -        | -        | -         | -        | -                 | -              | -         | -        | -        | -        | -        | -               | -              | -         |
| Skiing                | IPC Nordic Cross-Country  | -        | -        | 4         | 0        | 4               | 0              | -           | -        | -        | -         | -        | -                 | -              | -         | -        | -        | -        | -        | -               | -              | -         |
| <b>Totals</b>         |                           | <b>4</b> | <b>0</b> | <b>26</b> | <b>0</b> | <b>30</b>       | <b>0</b>       | <b>0%</b>   | <b>0</b> | <b>0</b> | <b>10</b> | <b>0</b> | <b>10</b>         | <b>0</b>       | <b>0%</b> | <b>0</b> | <b>0</b> | <b>9</b> | <b>0</b> | <b>9</b>        | <b>0</b>       | <b>0%</b> |

<sup>1</sup> hGH reporting delayed from 28 March 2013 to 31 Dec 2013



# **2013 Anti-Doping Testing Figures**

## **Testing Authority Report**

---

## Table of Contents

---

|            |  |
|------------|--|
| Table 1 :  | SUMMARY - Total Samples by Testing Authority (TA) Category                           |
| Table 2 :  | Total Samples by TA Category - Olympic International Federations                     |
| Table 3 :  | Total Samples by TA Category - IOC Recognized International Federations              |
| Table 4 :  | Total Samples by TA Category - Alliance of Independent Members of SportAccord (AIMS) |
| Table 5 :  | Total Samples by TA Category - National Anti-Doping Organizations (NADOs)            |
| Table 6 :  | Total Samples by TA Category - Other Sport Organizations                             |
| Table 7 :  | Total Samples by TA Category - National Olympic Committees (NOCs)                    |
| Table 8 :  | Total Samples by TA Category - Regional Sport Organizations                          |
| Table 9 :  | Total Samples by TA Category - Regional Anti-Doping Organizations (RADOs)            |
| Table 10 : | Total Samples by TA Category - Multi-Sports Organizations and Events                 |
| Table 11 : | Total Samples by TA Category - National Federations (NFs)                            |
| Table 12 : | GC/C/IRMS Tests Conducted per Testing Authority                                      |
| Table 13 : | EPO Tests Conducted per Testing Authority  |
| Table 14 : | hGH Tests Conducted per Testing Authority  |
| Table 15 : | HBT Tests Conducted per Testing Authority  |
| Table 16 : | HBOCs Tests Conducted per Testing Authority  |

## Olympic Sports\*

---

|            |  |
|------------|--|
| Table 17 : | Olympic Sport - Aquatics               |
| Table 18 : | Olympic Sport - Archery                |
| Table 19 : | Olympic Sport - Athletics              |
| Table 20 : | Olympic Sport - Badminton              |
| Table 21 : | Olympic Sport - Basketball             |
| Table 22 : | Olympic Sport - Biathlon               |
| Table 23 : | Olympic Sport - Bobsleigh and Skeleton |
| Table 24 : | Olympic Sport - Boxing                 |
| Table 25 : | Olympic Sport - Canoe/Kayak            |
| Table 26 : | Olympic Sport - Curling                |
| Table 27 : | Olympic Sport - Cycling                |
| Table 28 : | Olympic Sport - Equestrian Sports      |
| Table 29 : | Olympic Sport - Fencing                |
| Table 30 : | Olympic Sport - Field Hockey           |
| Table 31 : | Olympic Sport - Football               |
| Table 32 : | Olympic Sport - Golf                   |
| Table 33 : | Olympic Sport - Gymnastics             |
| Table 34 : | Olympic Sport - Handball               |
| Table 35 : | Olympic Sport - Ice Hockey             |
| Table 36 : | Olympic Sport - Judo                   |
| Table 37 : | Olympic Sport - Luge                   |
| Table 38 : | Olympic Sport - Modern Pentathlon      |
| Table 39 : | Olympic Sport - Rowing                 |
| Table 40 : | Olympic Sport - Rugby                  |
| Table 41 : | Olympic Sport - Sailing                |
| Table 42 : | Olympic Sport - Shooting Sport         |
| Table 43 : | Olympic Sport - Skating                |
| Table 44 : | Olympic Sport - Skiing                 |
| Table 45 : | Olympic Sport - Table Tennis           |

---

## Table of Contents

---

### Olympic Sports\* - continued

---

|            |                               |
|------------|-------------------------------|
| Table 46 : | Olympic Sport - Taekwondo     |
| Table 47 : | Olympic Sport - Tennis        |
| Table 48 : | Olympic Sport - Triathlon     |
| Table 49 : | Olympic Sport - Volleyball    |
| Table 50 : | Olympic Sport - Weightlifting |
| Table 51 : | Olympic Sport - Wrestling     |

\* Olympic Sport data may include tests conducted in non-Olympic disciplines of the sport

### IOC Recognized Sports

---

|            |  |
|------------|--|
| Table 52 : | IOC Recognized Sport - Air Sports                  |
| Table 53 : | IOC Recognized Sport - American Football           |
| Table 54 : | IOC Recognized Sport - Automobile Sports           |
| Table 55 : | IOC Recognized Sport - Bandy                       |
| Table 56 : | IOC Recognized Sport - Baseball                    |
| Table 57 : | IOC Recognized Sport - Basque Pelota               |
| Table 58 : | IOC Recognized Sport - Billiard Sports             |
| Table 59 : | IOC Recognized Sport - Boules Sports               |
| Table 60 : | IOC Recognized Sport - Bowling                     |
| Table 61 : | IOC Recognized Sport - Bridge                      |
| Table 62 : | IOC Recognized Sport - Chess                       |
| Table 63 : | IOC Recognized Sport - Cricket                     |
| Table 64 : | IOC Recognized Sport - DanceSport                  |
| Table 65 : | IOC Recognized Sport - Floorball                   |
| Table 66 : | IOC Recognized Sport - Flying Disc                 |
| Table 67 : | IOC Recognized Sport - Karate                      |
| Table 68 : | IOC Recognized Sport - Korfball                    |
| Table 69 : | IOC Recognized Sport - Life Saving                 |
| Table 70 : | IOC Recognized Sport - Motorcycling                |
| Table 71 : | IOC Recognized Sport - Mountaineering and Climbing |
| Table 72 : | IOC Recognized Sport - Netball                     |
| Table 73 : | IOC Recognized Sport - Orienteering                |
| Table 74 : | IOC Recognized Sport - Polo                        |
| Table 75 : | IOC Recognized Sport - Powerboating                |
| Table 76 : | IOC Recognized Sport - Racquetball                 |
| Table 77 : | IOC Recognized Sport - Roller Sports               |
| Table 78 : | IOC Recognized Sport - Softball                    |
| Table 79 : | IOC Recognized Sport - Sport Climbing              |
| Table 80 : | IOC Recognized Sport - Squash                      |
| Table 81 : | IOC Recognized Sport - Sumo                        |
| Table 82 : | IOC Recognized Sport - Surfing                     |
| Table 83 : | IOC Recognized Sport - Tug of War                  |
| Table 84 : | IOC Recognized Sport - Underwater Sports           |
| Table 85 : | IOC Recognized Sport - Water Skiing                |
| Table 86 : | IOC Recognized Sport - Wushu                       |

---

## Table of Contents

---

### AIMS Sports

---

|             |                                       |
|-------------|---------------------------------------|
| Table 87 :  | AIMS Sport - Aikido                   |
| Table 88 :  | AIMS Sport - Bodybuilding and Fitness |
| Table 89 :  | AIMS Sport - Casting                  |
| Table 90 :  | AIMS Sport - Cheer                    |
| Table 91 :  | AIMS Sport - Darts                    |
| Table 92 :  | AIMS Sport - Dragon Boat              |
| Table 93 :  | AIMS Sport - Draughts                 |
| Table 94 :  | AIMS Sport - Fistball                 |
| Table 95 :  | AIMS Sport - Go                       |
| Table 96 :  | AIMS Sport - Icestocksport            |
| Table 97 :  | AIMS Sport - Ju-Jitsu                 |
| Table 98 :  | AIMS Sport - Kendo                    |
| Table 99 :  | AIMS Sport - Kickboxing               |
| Table 100 : | AIMS Sport - Lacrosse                 |
| Table 101 : | AIMS Sport - Minigolf                 |
| Table 102 : | AIMS Sport - Muaythai                 |
| Table 103 : | AIMS Sport - Powerlifting             |
| Table 104 : | AIMS Sport - Sambo                    |
| Table 105 : | AIMS Sport - Savate                   |
| Table 106 : | AIMS Sport - Sepaktakraw              |
| Table 107 : | AIMS Sport - Ski Mountaineering       |
| Table 108 : | AIMS Sport - Sleddog                  |
| Table 109 : | AIMS Sport - Soft Tennis              |

---

## Table of Contents

---

### IPC Sports

---

|             |   |
|-------------|---|
| Table 110 : | IPC Sport - Aquatics - IPC Swimming                                       |
| Table 111 : | IPC Sport - IPC Athletics and IPC Wheelchair Road Race                    |
| Table 112 : | IPC Sport - Badminton - IPC Badminton                                     |
| Table 113 : | IPC Sport - Bowling - IPC Nine-pin  |
| Table 114 : | IPC Sport - DanceSport - IPC Wheelchair DanceSport                        |
| Table 115 : | IPC Sport - Ice Hockey - IPC Sledge Hockey                                |
| Table 116 : | IPC Sport - Powerlifting - IPC Powerlifting                               |
| Table 117 : | IPC Sport - Shooting - IPC Shooting                                       |
| Table 118 : | IPC Sport - Skiing - IPC Alpine, Nordic Cross-Country and Nordic Biathlon |



## Terms and Abbreviations

---

|                  |   |
|------------------|---|
| <b>IC</b>        | In-Competition  |
| <b>OOO</b>       | Out-of-Competition  |
| <b>Sample</b>    | Any biological material collected for the purposes of <i>Doping Control</i> * |
| <b>AAF</b>       | Adverse Analytical Finding  |
| <b>ATF</b>       | Atypical Finding  |
| <b>GC/C/IRMS</b> | Gas Chromatograph/Carbon/Isotope Ratio Mass Spectrometer (e.g."IRMS")         |
| <b>EPO</b>       | Erythropoetins  |
| <b>hGH</b>       | hGH Isoform Differential Immunoassays   |
| <b>HBT</b>       | Homologous Blood Transfusion  |
| <b>HBOCs</b>     | Haemoglobin Based Oxygen Carriers   |
| <b>IOC</b>       | International Olympic Committee   |
| <b>AIMS</b>      | Alliance of Independent Members of SportAccord                                |
| <b>NADO</b>      | National Anti-Doping Organization   |
| <b>RADO</b>      | Regional Anti-Doping Organization   |
| <b>NOC</b>       | National Olympic Committee  |
| <b>IF</b>        | International Federation  |
| <b>NF</b>        | National Federation   |
| <b>TA</b>        | Testing Authority   |
| <b>SCA</b>       | Sample Collection Authority   |
| <b>ADAMS</b>     | Anti-Doping Administration and Management System                              |
| <b>ABP</b>       | Athlete Biological Passport   |
| <b>IPC</b>       | International Paralympic Committee**  |

\* biological material limited to urine and blood in this report

\*\* limited to sport/disciplines under the auspices of the IPC (others are compiled under the category "Sports for Athletes with an Impairment")

**Table 1: SUMMARY**

**Total Samples by Testing Authority\* (TA) Category**

| Testing Authority Category              | N <sup>o</sup> of TAs | Urine          |       |       | Blood        |       | Total Samples  | % of total |
|---|-----------------------|----------------|-------|-------|--------------|-------|----------------|------------|
|   |                       | Samples        | % ATF | % AAF | Samples      | % AAF |                |            |
| National Anti-Doping Organization       | 108                   | 128,841        | 1.13% | 1.09% | 4,163        | 0.24% | 133,004        | 64.1%      |
| Olympic International Federation        | 35                    | 31,227         | 1.20% | 1.10% | 1,521        | -     | 32,748         | 15.8%      |
| National Federation**                   | 309                   | 24,168         | 1.45% | 0.33% | 538          | 0.19% | 24,706         | 11.9%      |
| Regional Sport Organization             | 49                    | 5,735          | 0.82% | 1.22% | 95           | -     | 5,830          | 2.8%       |
| Other Sport Organization                | 60                    | 3,883          | 1.16% | 2.49% | 278          | -     | 4,161          | 2.0%       |
| Multi-Sport Organizations and Events    | 8                     | 3,322          | 0.60% | 1.38% | 75           | -     | 3,397          | 1.6%       |
| IOC Recognized International Federation | 31                    | 2,104          | 0.53% | 1.44% | 19           | -     | 2,123          | 1.0%       |
| Regional Anti-Doping Organization       | 12                    | 741            | 1.48% | 1.35% | 0            | -     | 741            | 0.4%       |
| AIMS                                    | 20                    | 613            | 0.81% | 8.2%  | 0            | -     | 613            | 0.3%       |
| National Olympic Committee              | 11                    | 190            | 0.47% | 9.0%  | 0            | -     | 190            | 0.1%       |
| <b>TOTALS</b>                           | <b>643</b>            | <b>200,824</b> |       |       | <b>6,689</b> |       | <b>207,513</b> |            |

**IC and OOC Samples by Testing Authority\* (TA) Category**

| Testing Authority Category                   | Urine          |       |       |               |       |       | Blood        |       |              |       |
|--|----------------|-------|-------|---------------|-------|-------|--------------|-------|--------------|-------|
|  | IC             |       |       | OOC           |       |       | IC           |       | OOC          |       |
|  | Samples        | % ATF | % AAF | Samples       | % ATF | % AAF | Samples      | % AAF | Samples      | % AAF |
| National Anti-Doping Organization (108)      | 64,018         | 0.94% | 1.7%  | 64,823        | 1.31% | 0.48% | 1,136        | 0.88% | 3,027        | -     |
| Olympic International Federation (35)        | 21,551         | 1.13% | 1.2%  | 9,676         | 1.37% | 0.82% | 879          | -     | 642          | 0.16% |
| National Federation** (309)                  | 20,580         | 1.54% | 0.3%  | 3,588         | 1.94% | 0.3%  | 323          | 0.31% | 215          | -     |
| Regional Sport Organization (49)             | 5,214          | 0.75% | 1.2%  | 521           | 1.54% | -     | 45           | -     | 50           | -     |
| Other Sport Organization (60)                | 3,319          | 1.3%  | 2.9%  | 564           | 0.53% | 0.2%  | 7            | -     | 271          | -     |
| Multi-Sport Organizations and Events (8)     | 3,208          | 0.59% | 1.4%  | 114           | 0.88% | 0.88% | 61           | -     | 14           | -     |
| IOC Recognized International Federation (31) | 1,537          | 0.53% | 1.9%  | 567           | 0.52% | 0.17% | 15           | -     | 4            | -     |
| AIMS (20)                                    | 492            | -     | 9.6%  | 121           | 4.17% | 2.5%  | -            | -     | -            | -     |
| Regional Anti-Doping Organization (12)       | 311            | 2.90% | 1.9%  | 430           | 0.47% | 0.93% | -            | -     | -            | -     |
| National Olympic Committee (11)              | 161            | 0.44% | 7.9%  | 29            | 0.53% | 13.5% | -            | -     | -            | -     |
| <b>Total number in ADAMS: TA (643)</b>       | <b>120,391</b> |       |       | <b>80,433</b> |       |       | <b>2,466</b> |       | <b>4,223</b> |       |

\* Testing Authority names appear in this report as entered by the respective ADOs in ADAMS

\* Note: Although National Federations (NFs) themselves are not signatories to the World Anti-Doping Code and therefore not entitled to authorize testing independently, the rules of some National Anti-Doping Organizations and International Sport Federations may delegate testing authority to these bodies. Tests attributed to NFs therefore may in some instances be a part of NADO or IF programs.

**2013 Anti-Doping Testing Figures**  
*Samples Analyzed and Reported by Accredited Laboratories in ADAMS*

**Table 2: Total Samples by TA Category - Olympic International Federations**

| Olympic International Federation                        | Urine         |            |            |              |            |           | Blood      |          |          |            |          |          | Total         |             |             |
|---|---------------|------------|------------|--------------|------------|-----------|------------|----------|----------|------------|----------|----------|---------------|-------------|-------------|
|   | Samples       | IC ATF     | AAF        | Samples      | OOC ATF    | AAF       | Samples    | IC ATF   | AAF      | Samples    | OOC ATF  | AAF      | Samples       | % ATF       | % AAF       |
| International Cycling Union                             | 6096          | 148        | 83         | 2967         | 59         | 8         | 298        | 0        | 0        | 69         | 0        | 0        | 9430          | 2.2%        | 1.0%        |
| International Association of Athletics Federations      | 2451          | 29         | 23         | 1859         | 30         | 20        | 4          | 0        | 0        | 62         | 1        | 0        | 4376          | 1.4%        | 1.0%        |
| International Tennis Federation                         | 1813          | 2          | 12         | 130          | 0          | 0         | 345        | 0        | 0        | 290        | 0        | 0        | 2578          | 0.1%        | 0.5%        |
| International Weightlifting Federation                  | 1302          | 1          | 62         | 630          | 0          | 41        | -          | -        | -        | 5          | 0        | 0        | 1937          | 0.1%        | 5.3%        |
| International Rugby Board                               | 582           | 3          | 3          | 1060         | 21         | 3         | 6          | 0        | 0        | 26         | 0        | 0        | 1674          | 1.4%        | 0.4%        |
| Fédération Internationale de Natation                   | 901           | 0          | 10         | 553          | 2          | 2         | 117        | 0        | 0        | 2          | 0        | 0        | 1573          | 0.1%        | 0.8%        |
| Fédération Internationale de Football Association       | 920           | 1          | 5          | 372          | 4          | 0         | 16         | 0        | 0        | 12         | 0        | 0        | 1320          | 0.4%        | 0.4%        |
| International Ski Federation                            | 728           | 1          | 3          | 476          | 1          | 0         | 16         | 0        | 0        | 87         | 0        | 0        | 1307          | 0.2%        | 0.2%        |
| International Skating Union                             | 772           | 12         | 2          | 195          | 1          | 0         | 31         | 0        | 0        | 21         | 0        | 0        | 1019          | 1.3%        | 0.2%        |
| International Biathlon Union                            | 504           | 8          | 5          | 197          | 2          | 3         | -          | -        | -        | 20         | 0        | 0        | 721           | 1.4%        | 1.1%        |
| International Volleyball Federation                     | 412           | 0          | 5          | 166          | 0          | 0         | -          | -        | -        | 26         | 0        | 0        | 604           | -           | 0.8%        |
| International Triathlon Union                           | 437           | 4          | 4          | 75           | 2          | 0         | 34         | 0        | 0        | 10         | 0        | 0        | 556           | 1.1%        | 0.7%        |
| International Basketball Federation                     | 473           | 7          | 1          | 55           | 0          | 0         | -          | -        | -        | -          | -        | -        | 528           | 1.3%        | 0.2%        |
| International Judo Federation                           | 497           | 2          | 10         | 3            | 0          | 0         | -          | -        | -        | -          | -        | -        | 500           | 0.4%        | 2.0%        |
| International Federation of Associated Wrestling Styles | 451           | 3          | 7          | 45           | 3          | 0         | -          | -        | -        | -          | -        | -        | 496           | 1.2%        | 1.4%        |
| International Shooting Sport Federation                 | 437           | 0          | 2          | 23           | 0          | 0         | -          | -        | -        | -          | -        | -        | 460           | -           | 0.4%        |
| Fédération Internationale d'Esgrime                     | 369           | 8          | 0          | 41           | 3          | 0         | -          | -        | -        | -          | -        | -        | 410           | 2.7%        | -           |
| International Ice Hockey Federation                     | 346           | 4          | 4          | 13           | 0          | 0         | -          | -        | -        | 2          | 0        | 0        | 361           | 1.1%        | 1.1%        |
| Badminton World Federation                              | 257           | 1          | 0          | 100          | 1          | 0         | -          | -        | -        | -          | -        | -        | 357           | 0.6%        | -           |
| International Gymnastics Federation                     | 237           | 0          | 3          | 70           | 0          | 0         | -          | -        | -        | -          | -        | -        | 307           | -           | 1.0%        |
| International Canoe Federation                          | 174           | 1          | 2          | 106          | 3          | 0         | 12         | 0        | 0        | 7          | 0        | 0        | 299           | 1.3%        | 0.7%        |
| International Handball Federation                       | 246           | 2          | 1          | 53           | 0          | 0         | -          | -        | -        | -          | -        | -        | 299           | 0.7%        | 0.3%        |
| International Rowing Federation                         | 152           | 1          | 1          | 75           | 0          | 0         | -          | -        | -        | -          | -        | -        | 227           | 0.4%        | 0.4%        |
| World Archery Federation                                | 162           | 0          | 0          | 48           | 0          | 0         | -          | -        | -        | -          | -        | -        | 210           | -           | -           |
| Union Internationale de Pentathlon Moderne              | 139           | 0          | 0          | 41           | 0          | 0         | -          | -        | -        | -          | -        | -        | 180           | -           | -           |
| International Boxing Association                        | 157           | 4          | 3          | 18           | 0          | 0         | -          | -        | -        | -          | -        | -        | 175           | 2.3%        | 1.7%        |
| World Taekwondo Federation                              | 133           | 1          | 7          | 19           | 0          | 0         | -          | -        | -        | -          | -        | -        | 152           | 0.7%        | 4.6%        |
| World Curling Federation                                | 46            | 0          | 1          | 83           | 0          | 4         | -          | -        | -        | -          | -        | -        | 129           | -           | 3.9%        |
| International Table Tennis Federation                   | 99            | 0          | 1          | 25           | 0          | 0         | -          | -        | -        | -          | -        | -        | 124           | -           | 0.8%        |
| International Hockey Federation                         | 91            | 0          | 0          | 32           | 0          | 0         | -          | -        | -        | -          | -        | -        | 123           | -           | -           |
| International Bobsleigh and Skeleton Federation         | 47            | 1          | 0          | 47           | 0          | 0         | -          | -        | -        | 2          | 0        | 0        | 96            | 1.0%        | -           |
| International Luge Federation                           | 48            | 0          | 0          | 39           | 0          | 0         | -          | -        | -        | -          | -        | -        | 87            | -           | -           |
| International Sailing Federation                        | 38            | 0          | 1          | 40           | 0          | 0         | -          | -        | -        | 1          | 0        | 0        | 79            | -           | 1.3%        |
| Fédération Equestre Internationale                      | 28            | 0          | 1          | 20           | 0          | 0         | -          | -        | -        | -          | -        | -        | 48            | -           | 2.1%        |
| International Golf Federation                           | 6             | 0          | 0          | -            | 0          | 0         | -          | -        | -        | -          | -        | -        | 6             | -           | -           |
|   | <b>21,551</b> | <b>244</b> | <b>262</b> | <b>9,676</b> | <b>132</b> | <b>81</b> | <b>879</b> | <b>-</b> | <b>-</b> | <b>642</b> | <b>1</b> | <b>-</b> | <b>32,748</b> | <b>1.2%</b> | <b>1.0%</b> |

**2013 Anti-Doping Testing Figures**  
*Samples Analyzed and Reported by Accredited Laboratories in ADAMS*

**Table 3: Total Samples by TA Category - IOC Recognized International Federations**

| IOC Recognized International Federation           | Urine         |           |           |               |           |          | Blood         |           |          |               |           |          | Total         |             |             |
|---|---------------|-----------|-----------|---------------|-----------|----------|---------------|-----------|----------|---------------|-----------|----------|---------------|-------------|-------------|
|   | IC<br>Samples | IC<br>ATF | AAF       | IC<br>Samples | IC<br>ATF | AAF      | IC<br>Samples | IC<br>ATF | AAF      | IC<br>Samples | IC<br>ATF | AAF      | IC<br>Samples | % ATF       | % AAF       |
| International Cricket Council                     | 122           | 2         | 1         | 266           | 2         | 0        | -             | -         | -        | -             | -         | -        | 388           | 1.0%        | 0.3%        |
| International Baseball Federation                 | 212           | 0         | 9         | 0             | 0         | 0        | 15            | 0         | 0        | 3             | 0         | 0        | 230           | -           | 3.9%        |
| Fédération Internationale Amateur Sambo           | 154           | 0         | 6         | 23            | 0         | 0        | -             | -         | -        | -             | -         | -        | 177           | -           | 3.4%        |
| International Roller Sports Federation            | 104           | 0         | 0         | 31            | 0         | 0        | -             | -         | -        | -             | -         | -        | 135           | -           | -           |
| World Underwater Federation                       | 95            | 0         | 3         | 22            | 0         | 0        | -             | -         | -        | -             | -         | -        | 117           | -           | 2.6%        |
| International Motorcycling Federation             | 90            | 1         | 3         | 18            | 0         | 0        | -             | -         | -        | -             | -         | -        | 108           | 0.9%        | 2.8%        |
| World Karate Federation                           | 82            | 0         | 0         | 24            | 0         | 0        | -             | -         | -        | -             | -         | -        | 106           | -           | -           |
| Fédération Internationale de l'Automobile         | 72            | 0         | 3         | 16            | 0         | 0        | -             | -         | -        | -             | -         | -        | 88            | -           | 3.4%        |
| International Floorball Federation                | 63            | 1         | 0         | 23            | 0         | 0        | -             | -         | -        | -             | -         | -        | 86            | 1.2%        | -           |
| International Federation of Sports Climbing       | 73            | 1         | 1         | 4             | 0         | 0        | -             | -         | -        | 1             | 0         | 0        | 78            | 1.3%        | 1.3%        |
| World Dance Sport Federation                      | 59            | 0         | 2         | 16            | 1         | 0        | -             | -         | -        | -             | -         | -        | 75            | 1.3%        | 2.7%        |
| International Orienteering Federation             | 67            | 1         | 0         | 4             | 0         | 0        | -             | -         | -        | -             | -         | -        | 71            | 1.4%        | -           |
| International Wushu Federation                    | 43            | 1         | 0         | 17            | 0         | 0        | -             | -         | -        | -             | -         | -        | 60            | 1.7%        | -           |
| International Waterski & Wakeboard Federation     | 39            | 0         | 0         | 13            | 0         | 0        | -             | -         | -        | -             | -         | -        | 52            | -           | -           |
| International Surfing Association                 | 48            | 0         | 1         | 0             | 0         | 0        | -             | -         | -        | -             | -         | -        | 48            | -           | 2.1%        |
| World Squash Federation                           | 16            | 0         | 0         | 25            | 0         | 0        | -             | -         | -        | -             | -         | -        | 41            | -           | -           |
| International Softball Federation                 | 16            | 0         | 0         | 16            | 0         | 0        | -             | -         | -        | -             | -         | -        | 32            | -           | -           |
| Union Internationale Motonautique                 | 21            | 0         | 0         | 9             | 0         | 0        | -             | -         | -        | -             | -         | -        | 30            | -           | -           |
| Federation Aeronautique Internationale            | 16            | 0         | 0         | 9             | 0         | 0        | -             | -         | -        | -             | -         | -        | 25            | -           | -           |
| Federation of International Bandy                 | 23            | 1         | 0         | 1             | 0         | 0        | -             | -         | -        | -             | -         | -        | 24            | 4.2%        | -           |
| World Confederation of Billiards Sports           | 20            | 0         | 0         | -             | -         | -        | -             | -         | -        | -             | -         | -        | 20            | -           | -           |
| International Federation of American Football     | 19            | 0         | 0         | -             | -         | -        | -             | -         | -        | -             | -         | -        | 19            | -           | -           |
| Union Internationale des Associations D'Alpinisme | 14            | 0         | 0         | 3             | 0         | 0        | -             | -         | -        | -             | -         | -        | 17            | -           | -           |
| Tug-of-War International Federation               | 5             | 0         | 0         | 11            | 0         | 1        | -             | -         | -        | -             | -         | -        | 16            | -           | 6.3%        |
| International Sumo Federation                     | 10            | 0         | 0         | 5             | 0         | 0        | -             | -         | -        | -             | -         | -        | 15            | -           | -           |
| International Lifesaving Federation               | 13            | 0         | 0         | 2             | 0         | 0        | -             | -         | -        | -             | -         | -        | 15            | -           | -           |
| International Federation of Pelota Vasca          | 13            | 0         | 0         | -             | -         | -        | -             | -         | -        | -             | -         | -        | 13            | -           | -           |
| World Chess Federation                            | 11            | 0         | 0         | 1             | 0         | 0        | -             | -         | -        | -             | -         | -        | 12            | -           | -           |
| International Netball Federation                  | 10            | 0         | 0         | -             | -         | -        | -             | -         | -        | -             | -         | -        | 10            | -           | -           |
| International Racquetball Federation              | 4             | 0         | 0         | 5             | 0         | 0        | -             | -         | -        | -             | -         | -        | 9             | -           | -           |
| World Flying Disc Federation                      | 3             | 0         | 0         | 3             | 0         | 0        | -             | -         | -        | -             | -         | -        | 6             | -           | -           |
| <b>Total</b>                                      | <b>1,537</b>  | <b>8</b>  | <b>29</b> | <b>567</b>    | <b>3</b>  | <b>1</b> | <b>15</b>     | <b>-</b>  | <b>-</b> | <b>4</b>      | <b>-</b>  | <b>-</b> | <b>2,123</b>  | <b>0.5%</b> | <b>1.4%</b> |

**2013 Anti-Doping Testing Figures**  
**Samples Analyzed and Reported by Accredited Laboratories in ADAMS**

**Table 4: Total Samples by TA Category - Alliance of Independent Members of SportAccord (AIMS)**

| AIMS   | Urine         |          |           |               |          |          | Blood         |          |          | Total    |          |          |            |             |             |
|--|---------------|----------|-----------|---------------|----------|----------|---------------|----------|----------|----------|----------|----------|------------|-------------|-------------|
|  | IC<br>Samples | ATF      | AAF       | IC<br>Samples | ATF      | AAF      | IC<br>Samples | ATF      | AAF      | Samples  | % ATF    | % AAF    |            |             |             |
| International Powerlifting Federation                | 255           | 0        | 22        | 57            | 5        | 2        | -             | -        | -        | -        | -        | -        | 312        | 1.6%        | 7.7%        |
| International Federation of Bodybuilding and Fitness | 59            | 0        | 19        | 10            | 0        | 1        | -             | -        | -        | -        | -        | -        | 69         | -           | 29.0%       |
| World Association of Kickboxing Organizations        | 18            | 0        | 1         | 16            | 0        | 0        | -             | -        | -        | -        | -        | -        | 34         | -           | 2.9%        |
| International Federation Icestocksport               | 20            | 0        | 0         | 5             | 0        | 0        | -             | -        | -        | -        | -        | -        | 25         | -           | -           |
| International Federation of Muaythai Amateur         | 23            | 0        | 1         | -             | -        | -        | -             | -        | -        | -        | -        | -        | 23         | -           | 4.3%        |
| International Ski Mountaineering Federation          | 10            | 0        | 0         | 6             | 0        | 0        | -             | -        | -        | -        | -        | -        | 16         | -           | -           |
| International Sepaktakraw Federation                 | 16            | 0        | 0         | -             | -        | -        | -             | -        | -        | -        | -        | -        | 16         | -           | -           |
| World Darts Federation                               | 16            | 0        | 3         | -             | -        | -        | -             | -        | -        | -        | -        | -        | 16         | -           | 18.8%       |
| World Minigolf Sport Federation                      | 12            | 0        | 0         | 4             | 0        | 0        | -             | -        | -        | -        | -        | -        | 16         | -           | -           |
| International Lacrosse Federation                    | 6             | 0        | 0         | 6             | 0        | 0        | -             | -        | -        | -        | -        | -        | 12         | -           | -           |
| Fédération Internationale de Savate                  | 8             | 0        | 0         | 3             | 0        | 0        | -             | -        | -        | -        | -        | -        | 11         | -           | -           |
| International Cheer Union                            | 10            | 0        | 0         | -             | -        | -        | -             | -        | -        | -        | -        | -        | 10         | -           | -           |
| International Federation of Sleddog Sports           | 7             | 0        | 0         | 2             | 0        | 0        | -             | -        | -        | -        | -        | -        | 9          | -           | -           |
| International Kendo Federation                       | 4             | 0        | 0         | 4             | 0        | 0        | -             | -        | -        | -        | -        | -        | 8          | -           | -           |
| Ju-Jitsu International Federation                    | 8             | 0        | 0         | -             | -        | -        | -             | -        | -        | -        | -        | -        | 8          | -           | -           |
| World Draughts Federation                            | 3             | 0        | 0         | 4             | 0        | 0        | -             | -        | -        | -        | -        | -        | 7          | -           | -           |
| International Fistball Association                   | 4             | 0        | 0         | 3             | 0        | 0        | -             | -        | -        | -        | -        | -        | 7          | -           | -           |
| International Dragon Boat Federation                 | 6             | 0        | 1         | -             | -        | -        | -             | -        | -        | -        | -        | -        | 6          | -           | 16.7%       |
| International Aikido Federation                      | 4             | 0        | 0         | -             | -        | -        | -             | -        | -        | -        | -        | -        | 4          | -           | -           |
| International Go Federation                          | 3             | 0        | 0         | 1             | 0        | 0        | -             | -        | -        | -        | -        | -        | 4          | -           | -           |
|  | <b>492</b>    | <b>-</b> | <b>47</b> | <b>121</b>    | <b>5</b> | <b>3</b> | <b>-</b>      | <b>-</b> | <b>-</b> | <b>-</b> | <b>-</b> | <b>-</b> | <b>613</b> | <b>0.8%</b> | <b>8.2%</b> |

**2013 Anti-Doping Testing Figures**  
**Samples Analyzed and Reported by Accredited Laboratories in ADAMS**

**Table 5: Total Samples by TA Category - National Anti-Doping Organizations (NADOs)**

| NADOs  | Urine   |           |     |         |            |     | Blood   |           |     |         |            |     | Total   |       |       |
|--|---------|-----------|-----|---------|------------|-----|---------|-----------|-----|---------|------------|-----|---------|-------|-------|
|  | Samples | IC<br>ATF | AAF | Samples | OOC<br>ATF | AAF | Samples | IC<br>ATF | AAF | Samples | OOC<br>ATF | AAF | Samples | % ATF | % AAF |
| Russian National Anti-Doping Organization            | 6949    | 106       | 157 | 7463    | 200        | 42  | 136     | 0         | 0   | 34      | 0          | 0   | 14582   | 2.1%  | 1.4%  |
| Chinese Anti-Doping Agency                           | 4817    | 8         | 15  | 8311    | 5          | 18  | 55      | 0         | 0   | 181     | 0          | 0   | 13364   | 0.1%  | 0.2%  |
| German National Anti-Doping Agency                   | 914     | 0         | 8   | 6564    | 1          | 4   | -       | -         | -   | 231     | 0          | 0   | 7709    | 0.0%  | 0.2%  |
| United States Anti-Doping Agency                     | 2519    | 22        | 47  | 4177    | 50         | 17  | 21      | 0         | 0   | 427     | 0          | 0   | 7144    | 1.0%  | 0.9%  |
| Comitato Olimpico Nazionale Italiano                 | 5264    | 70        | 27  | 1101    | 60         | 1   | 246     | 0         | 0   | 205     | 0          | 0   | 6816    | 1.9%  | 0.4%  |
| Japan Anti-Doping Agency                             | 3130    | 2         | 8   | 2853    | 0          | 3   | 6       | 0         | 0   | 39      | 0          | 0   | 6028    | 0.0%  | 0.2%  |
| Australian Sports Anti-Doping Authority              | 2178    | 5         | 29  | 3183    | 7          | 5   | 11      | 0         | 0   | 148     | 0          | 0   | 5520    | 0.2%  | 0.6%  |
| UK Anti-Doping                                       | 2349    | 14        | 17  | 1688    | 4          | 10  | 389     | 0         | 0   | 422     | 0          | 0   | 4848    | 0.4%  | 0.6%  |
| National Anti Doping Agency -India                   | 2579    | 1         | 88  | 1494    | 1          | 5   | 42      | 0         | 0   | 159     | 0          | 0   | 4274    | 0.0%  | 2.2%  |
| Swedish Sports Confederation Anti-Doping Group       | 1354    | 31        | 47  | 2225    | 93         | 25  | 11      | 0         | 0   | 48      | 0          | 0   | 3638    | 3.4%  | 2.0%  |
| Korean Anti-Doping Agency                            | 1136    | 0         | 8   | 2277    | 13         | 11  | -       | -         | -   | -       | -          | -   | 3413    | 0.4%  | 0.6%  |
| Poland Commission against Doping in Sports           | 1815    | 13        | 50  | 1347    | 16         | 4   | 4       | 0         | 0   | 15      | 0          | 0   | 3181    | 0.9%  | 1.7%  |
| Finnish Anti-Doping Agency                           | 1418    | 28        | 7   | 1430    | 54         | 5   | -       | -         | -   | 27      | 0          | 0   | 2875    | 2.9%  | 0.4%  |
| Autoridade Antidopagem de Portugal                   | 1786    | 23        | 20  | 869     | 24         | 2   | -       | -         | -   | 203     | 0          | 0   | 2858    | 1.6%  | 0.8%  |
| Romanian National Anti-Doping Agency                 | 1509    | 11        | 8   | 1136    | 9          | 5   | 30      | 0         | 0   | 106     | 0          | 0   | 2781    | 0.7%  | 0.5%  |
| Canadian Centre for Ethics in Sport                  | 1209    | 1         | 14  | 1297    | 2          | 8   | 31      | 0         | 0   | 177     | 0          | 0   | 2714    | 0.1%  | 0.8%  |
| Kazakhstan National Anti-Doping Centre               | 363     | 1         | 7   | 2088    | 9          | 10  | -       | -         | -   | -       | -          | -   | 2451    | 0.4%  | 0.7%  |
| Antidoping Switzerland                               | 982     | 11        | 24  | 1313    | 27         | 2   | 6       | 0         | 0   | 111     | 0          | 0   | 2412    | 1.6%  | 1.1%  |
| NADO Flanders  | 1537    | 40        | 44  | 774     | 20         | 26  | -       | -         | -   | -       | -          | -   | 2311    | 2.6%  | 3.0%  |
| Anti Doping Authority the Netherlands                | 1206    | 22        | 21  | 869     | 12         | 2   | -       | -         | -   | 11      | 0          | 0   | 2086    | 1.6%  | 1.1%  |
| Anti-Doping Norway                                   | 1090    | 36        | 15  | 916     | 60         | 5   | 10      | 0         | 8   | 5       | 0          | 0   | 2021    | 4.8%  | 1.4%  |
| Sports Authority of Thailand                         | 831     | 0         | 10  | 1068    | 1          | 1   | -       | -         | -   | -       | -          | -   | 1899    | 0.1%  | 0.6%  |
| South African Institute for Drug-Free Sport          | 1580    | 3         | 55  | 298     | 2          | 5   | -       | -         | -   | 5       | 0          | 0   | 1883    | 0.3%  | 3.2%  |
| Cuba National Anti-Doping Agency                     | 181     | 2         | 0   | 1258    | 31         | 2   | -       | -         | -   | 89      | 0          | 0   | 1528    | 2.2%  | 0.1%  |
| Turkish NOC Anti-Doping Commission                   | 1197    | 6         | 101 | 330     | 2          | 44  | -       | -         | -   | -       | -          | -   | 1527    | 0.5%  | 9.5%  |
| Anti Doping Denmark                                  | 640     | 32        | 6   | 860     | 45         | 1   | -       | -         | -   | -       | -          | -   | 1500    | 5.1%  | 0.5%  |
| Colombian NADO                                       | 1293    | 0         | 17  | 143     | 0          | 0   | 37      | 0         | 1   | -       | -          | -   | 1473    | -     | 1.2%  |
| Czech Anti-Doping Committee                          | 1079    | 1         | 16  | 299     | 0          | 1   | -       | -         | -   | 38      | 0          | 0   | 1416    | 0.1%  | 1.2%  |
| Hellenic National Council for Combatting Doping      | 1003    | 14        | 13  | 335     | 6          | 2   | 73      | 0         | 0   | -       | -          | -   | 1411    | 1.4%  | 1.1%  |
| National Anti-Doping Agency Austria GmbH             | 348     | 4         | 11  | 1047    | 14         | 4   | 2       | 0         | 0   | 6       | 0          | 0   | 1403    | 1.3%  | 1.1%  |
| French Community of Belgium NADO                     | 895     | 13        | 23  | 360     | 8          | 0   | -       | -         | -   | -       | -          | -   | 1255    | 1.7%  | 1.8%  |
| Spain National Anti-Doping Agency*                   | 982     | 9         | 21  | 77      | 2          | 0   | 21      | 0         | 1   | -       | -          | -   | 1080    | 1.0%  | 2.0%  |
| Magyar Antidopping Csoport - HUNADO                  | 336     | 2         | 3   | 559     | 14         | 3   | -       | -         | -   | 73      | 0          | 0   | 968     | 1.7%  | 0.6%  |
| Venezuela NADO                                       | 718     | 11        | 18  | 192     | 4          | 1   | -       | -         | -   | 52      | 0          | 0   | 962     | 1.6%  | 2.0%  |
| Drug Free Sport New Zealand                          | 317     | 0         | 6   | 524     | 0          | 0   | -       | -         | -   | 14      | 0          | 0   | 855     | -     | 0.7%  |
| Irish Sports Council                                 | 271     | 3         | 3   | 427     | 2          | 1   | -       | -         | -   | 149     | 0          | 0   | 847     | 0.6%  | 0.5%  |
| Comision Nacional de Cultura Fisica y Deporte Mexico | 506     | 10        | 41  | 182     | 11         | 32  | -       | -         | -   | 13      | 0          | 0   | 701     | 3.0%  | 10.4% |
| Croatian Institute for Toxicology and Antidoping     | 318     | 5         | 6   | 263     | 5          | 0   | -       | -         | -   | -       | -          | -   | 581     | 1.7%  | 1.0%  |
| Qatar National Antidoping Committee                  | 318     | 1         | 2   | 231     | 0          | 2   | -       | -         | -   | -       | -          | -   | 549     | 0.2%  | 0.7%  |

**2013 Anti-Doping Testing Figures**  
*Samples Analyzed and Reported by Accredited Laboratories in ADAMS*

**Table 5: Total Samples by TA Category - National Anti-Doping Organizations (NADOs) - continued**

| NADOs  | Urine   |           |     |         |            |     | Blood   |           |     |         |            |     | Total   |       |       |
|--|---------|-----------|-----|---------|------------|-----|---------|-----------|-----|---------|------------|-----|---------|-------|-------|
|  | Samples | IC<br>ATF | AAF | Samples | OOO<br>ATF | AAF | Samples | IC<br>ATF | AAF | Samples | OOO<br>ATF | AAF | Samples | % ATF | % AAF |
| Saudi Arabian Antidoping Committee                       | 412     | 1         | 23  | 106     | 2          | 2   | -       | -         | -   | -       | -          | -   | 518     | 0.6%  | 4.8%  |
| Anti-Doping Centre Bulgaria                              | 329     | 2         | 8   | 167     | 1          | 2   | -       | -         | -   | -       | -          | -   | 496     | 0.6%  | 2.0%  |
| Chinese Taipei Anti-Doping Agency                        | 79      | 0         | 0   | 312     | 0          | 1   | -       | -         | -   | -       | -          | -   | 391     | -     | 0.3%  |
| Chile National Anti-Doping Commission                    | 254     | 4         | 12  | 116     | 3          | 1   | -       | -         | -   | -       | -          | -   | 370     | 1.9%  | 3.5%  |
| Anti-Doping Agency of Serbia                             | 266     | 2         | 1   | 54      | 0          | 0   | -       | -         | -   | -       | -          | -   | 320     | 0.6%  | 0.3%  |
| Hong Kong Anti-Doping Committee                          | 38      | 0         | 3   | 256     | 0          | 1   | -       | -         | -   | 19      | 0          | 0   | 313     | -     | 1.3%  |
| Jamaica Anti-Doping Commission                           | 246     | 0         | 5   | 48      | 0          | 1   | -       | -         | -   | -       | -          | -   | 294     | -     | 2.0%  |
| Cyprus Anti-Doping Authority                             | 264     | 2         | 3   | 23      | 0          | 0   | -       | -         | -   | -       | -          | -   | 287     | 0.7%  | 1.0%  |
| Anti-Doping Singapore                                    | 42      | 0         | 1   | 209     | 0          | 0   | 5       | 0         | 0   | -       | -          | -   | 256     | -     | 0.4%  |
| United Arab Emirates National Anti-doping Committee      | 238     | 0         | 4   | 11      | 0          | 0   | -       | -         | -   | -       | -          | -   | 249     | -     | 1.6%  |
| Slovenian Antidoping Organization                        | 132     | 3         | 0   | 96      | 3          | 0   | -       | -         | -   | -       | -          | -   | 228     | 2.6%  | -     |
| Luxembourg NADO  | 184     | 3         | 2   | 27      | 0          | 0   | -       | -         | -   | 13      | 0          | 0   | 224     | 1.3%  | 0.9%  |
| Belarus National Anti-Doping Agency                      | 60      | 0         | 6   | 159     | 5          | 12  | -       | -         | -   | -       | -          | -   | 219     | 2.3%  | 8.2%  |
| Organisation Deportiva Bolivariana                       | 217     | 0         | 5   | 2       | 0          | 0   | -       | -         | -   | -       | -          | -   | 219     | -     | 2.3%  |
| Agency for Anti-Doping Control of Bosnia and Herzegovina | 143     | 0         | 0   | 70      | 0          | 0   | -       | -         | -   | -       | -          | -   | 213     | -     | -     |
| Slovak Anti-Doping Agency                                | 91      | 1         | 0   | 104     | 2          | 1   | -       | -         | -   | -       | -          | -   | 195     | 1.5%  | 0.5%  |
| Anti-Doping Agency of Malaysia                           | 95      | 0         | 4   | 98      | 0          | 1   | -       | -         | -   | -       | -          | -   | 193     | -     | 2.6%  |
| Egypt National Anti-doping Organization                  | 55      | 0         | 1   | 138     | 0          | 8   | -       | -         | -   | -       | -          | -   | 193     | -     | 4.7%  |
| Anti-Doping Uruguay                                      | 175     | 2         | 5   | 9       | 0          | 0   | -       | -         | -   | -       | -          | -   | 184     | 1.1%  | 2.7%  |
| Guatemala NADO   | 176     | 2         | 6   | -       | -          | -   | -       | -         | -   | -       | -          | -   | 176     | 1.1%  | 3.4%  |
| Kuwait Anti-Doping Committee                             | 142     | 0         | 14  | 19      | 0          | 3   | -       | -         | -   | -       | -          | -   | 161     | -     | 10.6% |
| Anti-Doping department of State Sports Medicine Centre   | 42      | 0         | 3   | 118     | 0          | 1   | -       | -         | -   | -       | -          | -   | 160     | -     | 2.5%  |
| Indonesian Anti-Doping Agency                            | 140     | 0         | 2   | 10      | 0          | 0   | -       | -         | -   | -       | -          | -   | 150     | -     | 1.3%  |
| Georgian Anti-Doping Agency                              | 84      | 0         | 0   | 57      | 0          | 2   | -       | -         | -   | -       | -          | -   | 141     | -     | 1.4%  |
| Anti-Doping Commission of Malta                          | 114     | 2         | 3   | 15      | 0          | 0   | -       | -         | -   | -       | -          | -   | 129     | 1.6%  | 2.3%  |
| Estonian Anti-Doping Agency                              | 33      | 1         | 2   | 95      | 3          | 0   | -       | -         | -   | -       | -          | -   | 128     | 3.1%  | 1.6%  |
| Costa Rica NADO  | 47      | 1         | 2   | 79      | 0          | 5   | -       | -         | -   | -       | -          | -   | 126     | 0.8%  | 5.6%  |
| Myanmar National Anti-Doping Organization                | -       | -         | -   | 121     | 0          | 1   | -       | -         | -   | -       | -          | -   | 121     | -     | 0.8%  |
| Jordan Anti-doping Organization                          | 29      | 1         | 3   | 90      | 9          | 0   | -       | -         | -   | -       | -          | -   | 119     | 8.4%  | 2.5%  |
| Iran National Anti-Doping Organization                   | 91      | 0         | 7   | 13      | 0          | 1   | -       | -         | -   | -       | -          | -   | 104     | -     | 7.7%  |
| Comite Nacional Antidopaje Mexico                        | 45      | 0         | 0   | 56      | 0          | 0   | -       | -         | -   | -       | -          | -   | 101     | -     | -     |
| New Caledonia NADO                                       | 90      | 1         | 3   | 11      | 0          | 0   | -       | -         | -   | -       | -          | -   | 101     | 1.0%  | 3.0%  |
| National Olympic and Sports Association of Iceland       | 53      | 0         | 5   | 44      | 1          | 1   | -       | -         | -   | -       | -          | -   | 97      | 1.0%  | 6.2%  |
| Israeli NADO   | 40      | 2         | 1   | 55      | 2          | 0   | -       | -         | -   | -       | -          | -   | 95      | 4.2%  | 1.1%  |
| Bahrain Anti-Doping Committee                            | 63      | 1         | 4   | 10      | 0          | 0   | -       | -         | -   | -       | -          | -   | 73      | 1.4%  | 5.5%  |
| Bahamas Anti-Doping Commission                           | 70      | 0         | 2   | -       | -          | -   | -       | -         | -   | -       | -          | -   | 70      | -     | 2.9%  |
| NADO Algérienne  | 48      | 0         | 2   | 17      | 0          | 0   | -       | -         | -   | -       | -          | -   | 65      | -     | 3.1%  |
| Ecuador NADO   | 62      | 0         | 1   | 3       | 0          | 0   | -       | -         | -   | -       | -          | -   | 65      | -     | 1.5%  |
| Lithuanian Anti-Doping Agency                            | 9       | 0         | 1   | 47      | 0          | 0   | -       | -         | -   | 5       | 0          | 0   | 61      | -     | 1.6%  |
| Sri Lanka Anti Doping Agency                             | 57      | 0         | 3   | -       | -          | -   | -       | -         | -   | -       | -          | -   | 57      | -     | 5.3%  |

**2013 Anti-Doping Testing Figures**  
**Samples Analyzed and Reported by Accredited Laboratories in ADAMS**

**Table 5: Total Samples by TA Category - National Anti-Doping Organizations (NADOs) - continued**

| NADOs   | Urine         |            |              |               |            |            | Blood        |           |           |              |            |          | Total          |             |             |
|---|---------------|------------|--------------|---------------|------------|------------|--------------|-----------|-----------|--------------|------------|----------|----------------|-------------|-------------|
|   | Samples       | IC<br>ATF  | AAF          | Samples       | OOO<br>ATF | AAF        | Samples      | IC<br>ATF | AAF       | Samples      | OOO<br>ATF | AAF      | Samples        | % ATF       | % AAF       |
| Mongolia National Anti-Doping Organization                | 50            | 0          | 0            | -             | -          | -          | -            | -         | -         | -            | -          | -        | 50             | -           | -           |
| Comité Monegasque Antidopage                              | 27            | 2          | 0            | 18            | 0          | 0          | -            | -         | -         | -            | -          | -        | 45             | 4.4%        | -           |
| Bermuda Sport Anti Doping Authority                       | 36            | 0          | 0            | 8             | 0          | 0          | -            | -         | -         | -            | -          | -        | 44             | -           | -           |
| Brunei Darussalam Anti-Doping Committee                   | 8             | 0          | 0            | 29            | 0          | 0          | -            | -         | -         | -            | -          | -        | 37             | -           | -           |
| Andorra National Anti-Doping Commission                   | 12            | 0          | 0            | 20            | 0          | 0          | -            | -         | -         | -            | -          | -        | 32             | -           | -           |
| Brazil Anti-Doping Agency                                 | 27            | 0          | 0            | -             | -          | -          | -            | -         | -         | -            | -          | -        | 27             | -           | -           |
| Service de la Jeunesse et sport de la Polynésie Française | 26            | -          | -            | -             | -          | -          | -            | -         | -         | -            | -          | -        | 26             | -           | -           |
| Comision Nacional Antidopaje Peru                         | 24            | 0          | 1            | -             | -          | -          | -            | -         | -         | -            | -          | -        | 24             | -           | 4.2%        |
| Instituto do Desporto do Governo de Macau                 | 17            | 0          | 3            | 5             | 0          | 0          | -            | -         | -         | -            | -          | -        | 22             | -           | 13.6%       |
| Anti-doping Organization of Pakistan                      | 21            | 0          | 2            | -             | -          | -          | -            | -         | -         | -            | -          | -        | 21             | -           | 9.5%        |
| Puerto Rico Anti-Doping Organization                      | 15            | 0          | 1            | -             | -          | -          | -            | -         | -         | -            | -          | -        | 15             | -           | 6.7%        |
| Comitato Permanente Antidoping                            | -             | -          | -            | 15            | 0          | 0          | -            | -         | -         | -            | -          | -        | 15             | -           | -           |
| Ministerium der Deutschsprachige Gemeinschaft Belgien     | 12            | 0          | 0            | -             | -          | -          | -            | -         | -         | -            | -          | -        | 12             | -           | -           |
| National Anti-Doping Commission of Barbados               | 12            | 0          | 0            | -             | -          | -          | -            | -         | -         | -            | -          | -        | 12             | -           | -           |
| Anti-doping Commission of Azerbaijan Republic             | -             | -          | -            | 11            | 1          | 1          | -            | -         | -         | -            | -          | -        | 11             | 9.1%        | 9.1%        |
| National Anti Doping Agency Belize                        | 5             | 1          | 0            | 6             | 0          | 0          | -            | -         | -         | -            | -          | -        | 11             | 9.1%        | -           |
| Niger Organisation Nationale Antidopage                   | 10            | 1          | 1            | -             | -          | -          | -            | -         | -         | -            | -          | -        | 10             | 10.0%       | 10.0%       |
| National Anti-doping Center of Ukraine                    | 4             | -          | -            | 5             | 1          | 1          | -            | -         | -         | -            | -          | -        | 9              | 11.1%       | 11.1%       |
| Albania Ministry of Tourism Culture Youth and Sports      | 6             | 0          | 0            | 1             | 0          | 0          | -            | -         | -         | -            | -          | -        | 7              | -           | -           |
| l'Agence Nationale Antidopage Tunisie                     | 7             | 0          | 5            | -             | -          | -          | -            | -         | -         | -            | -          | -        | 7              | -           | 71.4%       |
| Nigeria National Anti-Doping Committee                    | 6             | 0          | 0            | 1             | 0          | 0          | -            | -         | -         | -            | -          | -        | 7              | -           | -           |
| Armenian National Antidoping Organization                 | -             | -          | -            | 6             | 0          | 0          | -            | -         | -         | -            | -          | -        | 6              | -           | -           |
| Turkish Cyprus Anti-Doping Agency                         | 6             | 0          | 0            | -             | -          | -          | -            | -         | -         | -            | -          | -        | 6              | -           | -           |
| Argentina National Anti-Doping Agency                     | 5             | 0          | 0            | -             | -          | -          | -            | -         | -         | -            | -          | -        | 5              | -           | -           |
| Agence Française de Lutte contre le Dopage**              | -             | -          | -            | 2             | 0          | 0          | -            | -         | -         | 2            | 0          | 0        | 4              | -           | -           |
| Lesotho Ministry of Sport and Recreation                  | 4             | 0          | 0            | -             | -          | -          | -            | -         | -         | -            | -          | -        | 4              | -           | -           |
| Instituto Nacional de los Deportes - El Salvador          | 3             | 0          | 2            | -             | -          | -          | -            | -         | -         | -            | -          | -        | 3              | -           | 66.7%       |
| Ministry of Youth and Sports Anti-doping Unit             | -             | -          | -            | 3             | 0          | 0          | -            | -         | -         | -            | -          | -        | 3              | -           | -           |
| Nicaragua Anti-doping Organization                        | 3             | 0          | 1            | -             | -          | -          | -            | -         | -         | -            | -          | -        | 3              | -           | 33.3%       |
|   | <b>64,018</b> | <b>596</b> | <b>1,176</b> | <b>64,823</b> | <b>847</b> | <b>355</b> | <b>1,136</b> | <b>-</b>  | <b>10</b> | <b>3,027</b> | <b>-</b>   | <b>-</b> | <b>133,004</b> | <b>1.1%</b> | <b>1.2%</b> |

\* Samples recorded in ADAMS as various National Federations in Spain may have been conducted under the Spain National Anti-Doping Agency

\*\* Samples recorded in ADAMS as various National Federations in France were conducted by the French NADO - Agence Française de Lutte contre le Dopage.



**Table 6: Total Samples by TA Category - Other Sport Organizations**

| Other Sport Organization   | Urine   |           |     |         |            |     | Blood   |           |     |         |            |     | Total   |       |        |
|--|---------|-----------|-----|---------|------------|-----|---------|-----------|-----|---------|------------|-----|---------|-------|--------|
|  | Samples | IC<br>ATF | AAF | Samples | OOO<br>ATF | AAF | Samples | IC<br>ATF | AAF | Samples | OOO<br>ATF | AAF | Samples | % ATF | % AAF  |
| Italian Ministry of Health Department  | 1432    | 21        | 46  | 12      | 0          | 0   | -       | -         | -   | -       | -          | -   | 1444    | 1.5%  | 3.2%   |
| World Triathlon Corporation  | 258     | 9         | 3   | 169     | 0          | 1   | -       | -         | -   | 40      | 0          | 0   | 467     | 1.9%  | 0.9%   |
| World Anti-Doping Agency   | -       | -         | -   | 268     | 2          | 0   | -       | -         | -   | 195     | 0          | 0   | 463     | 0.4%  | -      |
| International Committee of Mediterranean Games                               | 311     | 0         | 2   | -       | -          | -   | 3       | 0         | 0   | -       | -          | -   | 314     | -     | 0.6%   |
| Rugby League International Federation  | 60      | 0         | 0   | 70      | 0          | 0   | -       | -         | -   | 36      | 0          | 0   | 166     | -     | -      |
| Irish Turf Club  | 165     | 0         | 4   | -       | -          | -   | -       | -         | -   | -       | -          | -   | 165     | -     | 2.4%   |
| World Drug Free Powerlifting Federation                                      | 109     | 2         | 6   | 10      | 1          | 0   | -       | -         | -   | -       | -          | -   | 119     | 2.5%  | 5.0%   |
| International Union of Kettlebell Lifting                                    | 103     | 1         | 5   | -       | -          | -   | -       | -         | -   | -       | -          | -   | 103     | 1.0%  | 4.9%   |
| Union Française des Œuvres Laïques d'Education Physique                      | 92      | 0         | 4   | -       | -          | -   | 4       | 0         | 0   | -       | -          | -   | 96      | -     | 4.2%   |
| International Committee of Sports for the Deaf                               | 44      | 0         | 0   | 24      | 0          | 0   | -       | -         | -   | -       | -          | -   | 68      | -     | -      |
| World Series Boxing  | 61      | 1         | 2   | -       | -          | -   | -       | -         | -   | -       | -          | -   | 61      | 1.6%  | 3.3%   |
| International Wheelchair & Amputee Sports Federation                         | 52      | 0         | 0   | -       | -          | -   | -       | -         | -   | -       | -          | -   | 52      | -     | -      |
| Federation Sportive et Gymnique du Travail                                   | 49      | 0         | 2   | -       | -          | -   | -       | -         | -   | -       | -          | -   | 49      | -     | 4.1%   |
| Association Internationale pour le Développement de l'Apnée                  | 42      | 0         | 0   | -       | -          | -   | -       | -         | -   | -       | -          | -   | 42      | -     | -      |
| JKA (Keirin) Foundation  | 40      | 0         | 1   | -       | -          | -   | -       | -         | -   | -       | -          | -   | 40      | -     | 2.5%   |
| Fédération des Clubs Sportif et Artistiques de la défense                    | 34      | 0         | 0   | -       | -          | -   | -       | -         | -   | -       | -          | -   | 34      | -     | -      |
| Pakistan Cricket Board   | 34      | 0         | 0   | -       | -          | -   | -       | -         | -   | -       | -          | -   | 34      | -     | -      |
| International Wheelchair Basketball Federation                               | 28      | 0         | 0   | -       | -          | -   | -       | -         | -   | -       | -          | -   | 28      | -     | -      |
| Kyokushin World Union  | 28      | 0         | 2   | -       | -          | -   | -       | -         | -   | -       | -          | -   | 28      | -     | 7.1%   |
| World Masters Athletics  | 25      | 1         | 1   | -       | -          | -   | -       | -         | -   | -       | -          | -   | 25      | 4.0%  | 4.0%   |
| International Sports Federation for Athletes with an Intellectual Disability | 21      | 0         | 0   | -       | -          | -   | -       | -         | -   | -       | -          | -   | 21      | -     | -      |
| Union Sportive des Polices d'Europe  | 21      | 0         | 0   | -       | -          | -   | -       | -         | -   | -       | -          | -   | 21      | -     | -      |
| Comité Paralímpico Argentino   | 20      | 1         | 0   | -       | -          | -   | -       | -         | -   | -       | -          | -   | 20      | 5.0%  | -      |
| Association of Surfing Professionals   | 18      | 0         | 0   | -       | -          | -   | -       | -         | -   | -       | -          | -   | 18      | -     | -      |
| International Fresh Water Sport Fishing Federation                           | 12      | 0         | 0   | 6       | 0          | 0   | -       | -         | -   | -       | -          | -   | 18      | -     | -      |
| World Karate Organization  | 18      | 3         | 0   | -       | -          | -   | -       | -         | -   | -       | -          | -   | 18      | 16.7% | -      |
| International Wheelchair Rugby Federation                                    | 17      | 0         | 1   | -       | -          | -   | -       | -         | -   | -       | -          | -   | 17      | -     | 5.9%   |
| World Dance Council  | 14      | 0         | 0   | -       | -          | -   | -       | -         | -   | -       | -          | -   | 14      | -     | -      |
| International Crossbow Shooting Union  | 12      | 1         | 0   | -       | -          | -   | -       | -         | -   | -       | -          | -   | 12      | 8.3%  | -      |
| Engadin Skimarathon  | 12      | 0         | 1   | -       | -          | -   | -       | -         | -   | -       | -          | -   | 12      | -     | 8.3%   |
| World Boxing Association   | 12      | 0         | 0   | -       | -          | -   | -       | -         | -   | -       | -          | -   | 12      | -     | -      |
| International Sports Federation of Fire fighters & Rescuers                  | 11      | 0         | 0   | -       | -          | -   | -       | -         | -   | -       | -          | -   | 11      | -     | -      |
| World Bodybuilding & Physique sports Federation                              | 11      | 0         | 11  | -       | -          | -   | -       | -         | -   | -       | -          | -   | 11      | -     | 100.0% |
| International Natural Bodybuilding Association                               | 10      | 0         | 1   | -       | -          | -   | -       | -         | -   | -       | -          | -   | 10      | -     | 10.0%  |
| Manitoba Combative Sports Commission   | 10      | 0         | 0   | -       | -          | -   | -       | -         | -   | -       | -          | -   | 10      | -     | -      |
| International Taekwon-Do Federation  | 10      | 0         | 0   | -       | -          | -   | -       | -         | -   | -       | -          | -   | 10      | -     | -      |
| Union International de Body-Building Naturel                                 | 10      | 0         | 1   | -       | -          | -   | -       | -         | -   | -       | -          | -   | 10      | -     | 10.0%  |
| World Boxing Council   | 9       | 0         | 1   | -       | -          | -   | -       | -         | -   | -       | -          | -   | 9       | -     | 11.1%  |
| Confédération Sportive Internationale Travailleuse et Amateur                | 8       | 0         | 0   | -       | -          | -   | -       | -         | -   | -       | -          | -   | 8       | -     | -      |
| Fédération Internationale de Boules  | 8       | 0         | 0   | -       | -          | -   | -       | -         | -   | -       | -          | -   | 8       | -     | -      |
| International Boxing Federation  | 8       | 0         | 0   | -       | -          | -   | -       | -         | -   | -       | -          | -   | 8       | -     | -      |
| World Ninepin Bowling Association e.V.                                       | 8       | 0         | 0   | -       | -          | -   | -       | -         | -   | -       | -          | -   | 8       | -     | -      |

**2013 Anti-Doping Testing Figures**  
*Samples Analyzed and Reported by Accredited Laboratories in ADAMS*

**Table 6: Total Samples by TA Category - Other Sport Organizations - continued**

| Other Sport Organization  | Urine        |           |           |            |            |          | Blood    |           |          |            |            |          | Total        |             |             |
|---|--------------|-----------|-----------|------------|------------|----------|----------|-----------|----------|------------|------------|----------|--------------|-------------|-------------|
|   | Samples      | IC<br>ATF | AAF       | Samples    | OOO<br>ATF | AAF      | Samples  | IC<br>ATF | AAF      | Samples    | OOO<br>ATF | AAF      | Samples      | % ATF       | % AAF       |
| International Association of Ultrarunners                             | 6            | 0         | 0         | -          | -          | -        | -        | -         | -        | -          | -          | -        | 6            | -           | -           |
| International Billiards & Snooker Federation                          | 6            | 1         | 1         | -          | -          | -        | -        | -         | -        | -          | -          | -        | 6            | 16.7%       | 16.7%       |
| Namibia Professional Boxing and Wrestling Control Board               | 6            | 0         | 0         | -          | -          | -        | -        | -         | -        | -          | -          | -        | 6            | -           | -           |
| World Mountain Running Association                                    | 6            | 0         | 0         | -          | -          | -        | -        | -         | -        | -          | -          | -        | 6            | -           | -           |
| World Rock'n'Roll Confederation                                       | 6            | 0         | 0         | -          | -          | -        | -        | -         | -        | -          | -          | -        | 6            | -           | -           |
| Boccia International Sports Federation                                | 5            | 0         | 0         | -          | -          | -        | -        | -         | -        | -          | -          | -        | 5            | -           | -           |
| World Karate and Kickboxing Association                               | 5            | 0         | 0         | -          | -          | -        | -        | -         | -        | -          | -          | -        | 5            | -           | -           |
| Fédération Internationale Catholique d'Education Physique et Sportive | 4            | 0         | 0         | -          | -          | -        | -        | -         | -        | -          | -          | -        | 4            | -           | -           |
| Fédération Internationale de Pétanque et jeu Provençal                | 4            | 0         | 0         | -          | -          | -        | -        | -         | -        | -          | -          | -        | 4            | -           | -           |
| Fédération Internationale de la Peche Sportive en Mer                 | 4            | 0         | 1         | -          | -          | -        | -        | -         | -        | -          | -          | -        | 4            | -           | 25.0%       |
| International eSports Federation                                      | 4            | 0         | 0         | -          | -          | -        | -        | -         | -        | -          | -          | -        | 4            | -           | -           |
| International Ringette Federation                                     | 4            | 0         | 0         | -          | -          | -        | -        | -         | -        | -          | -          | -        | 4            | -           | -           |
| Union Mondiale de Billard   | 4            | 0         | 0         | -          | -          | -        | -        | -         | -        | -          | -          | -        | 4            | -           | -           |
| World Boxing Federation   | 4            | 0         | 0         | -          | -          | -        | -        | -         | -        | -          | -          | -        | 4            | -           | -           |
| International Blind Sport Association                                 | -            | -         | -         | 3          | 0          | 0        | -        | -         | -        | -          | -          | -        | 3            | -           | -           |
| Cerebral Palsy International Sports & Recreation Association          | 2            | 0         | 0         | -          | -          | -        | -        | -         | -        | -          | -          | -        | 2            | -           | -           |
| National Sports Council of Education                                  | -            | -         | -         | 2          | 0          | 0        | -        | -         | -        | -          | -          | -        | 2            | -           | -           |
| World Pool-Billiard Association                                       | 2            | 1         | 0         | -          | -          | -        | -        | -         | -        | -          | -          | -        | 2            | 50.0%       | -           |
|   | <b>3,319</b> | <b>42</b> | <b>96</b> | <b>564</b> | <b>3</b>   | <b>1</b> | <b>7</b> | <b>-</b>  | <b>-</b> | <b>271</b> | <b>-</b>   | <b>-</b> | <b>4,161</b> | <b>1.1%</b> | <b>2.3%</b> |

**Table 7: Total Samples by TA Category - National Olympic Committees (NOCs)**

| NOCs                                 | Urine      |           |          |           |            |          | Blood    |           |          |          |            |          | Total      |          |             |
|--------------------------------------|------------|-----------|----------|-----------|------------|----------|----------|-----------|----------|----------|------------|----------|------------|----------|-------------|
|                                      | Samples    | IC<br>ATF | AAF      | Samples   | OOO<br>ATF | AAF      | Samples  | IC<br>ATF | AAF      | Samples  | OOO<br>ATF | AAF      | Samples    | % ATF    | % AAF       |
| Laos Anti Doping Commission          | 50         | 0         | 1        | -         | -          | -        | -        | -         | -        | -        | -          | -        | 50         | -        | 2.0%        |
| Botswana Olympic Committee           | 31         | 0         | 1        | 1         | 0          | 0        | -        | -         | -        | -        | -          | -        | 32         | -        | 3.1%        |
| Libyan Olympic Committee             | -          | -         | -        | 27        | 0          | 2        | -        | -         | -        | -        | -          | -        | 27         | -        | 7.4%        |
| Mongolian National Olympic Committee | 21         | 0         | 0        | 1         | 0          | 0        | -        | -         | -        | -        | -          | -        | 22         | -        | -           |
| Olympic Committee – Puerto Rico      | 18         | 0         | 5        | -         | -          | -        | -        | -         | -        | -        | -          | -        | 18         | -        | 27.8%       |
| Namibia National Olympic Committee   | 12         | 0         | 0        | -         | -          | -        | -        | -         | -        | -        | -          | -        | 12         | -        | -           |
| Suriname National Olympic Committee  | 11         | 0         | 0        | -         | -          | -        | -        | -         | -        | -        | -          | -        | 11         | -        | -           |
| Guatemala CNO                        | 8          | 0         | 0        | -         | -          | -        | -        | -         | -        | -        | -          | -        | 8          | -        | -           |
| Zimbabwe Olympic Committee           | 6          | 0         | 0        | -         | -          | -        | -        | -         | -        | -        | -          | -        | 6          | -        | -           |
| Bhutan Olympic Committee             | 2          | 0         | 0        | -         | -          | -        | -        | -         | -        | -        | -          | -        | 2          | -        | -           |
| Montenegrin Olympic Committee        | 2          | 0         | 0        | -         | -          | -        | -        | -         | -        | -        | -          | -        | 2          | -        | -           |
|                                      | <b>161</b> | <b>-</b>  | <b>7</b> | <b>29</b> | <b>-</b>   | <b>2</b> | <b>-</b> | <b>-</b>  | <b>-</b> | <b>-</b> | <b>-</b>   | <b>-</b> | <b>190</b> | <b>-</b> | <b>4.7%</b> |

**Table 8: Total Samples by TA Category - Regional Sport Organizations**

| Regional Sport Organization                          | Urine   |           |     |         |            |     | Blood   |           |     |         |            |     | Total   |       |       |
|--|---------|-----------|-----|---------|------------|-----|---------|-----------|-----|---------|------------|-----|---------|-------|-------|
|  | Samples | IC<br>ATF | AAF | Samples | OOO<br>ATF | AAF | Samples | IC<br>ATF | AAF | Samples | OOO<br>ATF | AAF | Samples | % ATF | % AAF |
| Union of European Football Associations              | 1373    | 15        | 3   | 473     | 8          | 0   | 36      | 0         | 0   | 50      | 0          | 0   | 1932    | 1.2%  | 0.2%  |
| European Athletics Association                       | 561     | 6         | 4   | -       | -          | -   | -       | -         | -   | -       | -          | -   | 561     | 1.1%  | 0.7%  |
| South American Football Confederation                | 382     | 1         | 1   | -       | -          | -   | -       | -         | -   | -       | -          | -   | 382     | 0.3%  | 0.3%  |
| European Judo Union                                  | 323     | 1         | 4   | -       | -          | -   | -       | -         | -   | -       | -          | -   | 323     | 0.3%  | 1.2%  |
| East Asian Games Association                         | 317     | 0         | 0   | -       | -          | -   | -       | -         | -   | -       | -          | -   | 317     | -     | -     |
| Confederation Africaine de Football                  | 265     | 0         | 1   | -       | -          | -   | -       | -         | -   | -       | -          | -   | 265     | -     | 0.4%  |
| Organización Deportiva Centroamericana y Caribeña    | 256     | 0         | 2   | 4       | 0          | 0   | -       | -         | -   | -       | -          | -   | 260     | -     | 0.8%  |
| Asian Football Confederation                         | 201     | 1         | 1   | 44      | 0          | 0   | -       | -         | -   | -       | -          | -   | 245     | 0.4%  | 0.4%  |
| Ligue Europeenne de Natation                         | 141     | 2         | 9   | -       | -          | -   | -       | -         | -   | -       | -          | -   | 141     | 1.4%  | 6.4%  |
| European Volleyball Confederation (CEV)              | 129     | 1         | 0   | -       | -          | -   | -       | -         | -   | -       | -          | -   | 129     | 0.8%  | -     |
| Six Nations Rugby Limited                            | 111     | 1         | 1   | -       | -          | -   | -       | -         | -   | -       | -          | -   | 111     | 0.9%  | 0.9%  |
| Comité International des Jeux de la Francophonie     | 88      | 0         | 0   | -       | -          | -   | 8       | 0         | 0   | -       | -          | -   | 96      | -     | -     |
| European Rugby Cup                                   | 90      | 1         | 2   | -       | -          | -   | -       | -         | -   | -       | -          | -   | 90      | 1.1%  | 2.2%  |
| European Handball Federation                         | 89      | 1         | 0   | -       | -          | -   | -       | -         | -   | -       | -          | -   | 89      | 1.1%  | -     |
| South American Sports Organization                   | 87      | 0         | 0   | -       | -          | -   | 1       | 0         | 0   | -       | -          | -   | 88      | -     | -     |
| European Armwrestling Federation                     | 82      | 3         | 21  | -       | -          | -   | -       | -         | -   | -       | -          | -   | 82      | 3.7%  | 25.6% |
| European Boxing Confederation                        | 74      | 2         | 1   | -       | -          | -   | -       | -         | -   | -       | -          | -   | 74      | 2.7%  | 1.4%  |
| Confederation of African Athletics                   | 52      | 0         | 1   | -       | -          | -   | -       | -         | -   | -       | -          | -   | 52      | -     | 1.9%  |
| European Masters Weightlifting Committee             | 45      | 0         | 3   | -       | -          | -   | -       | -         | -   | -       | -          | -   | 45      | -     | 6.7%  |
| West Indies Cricket Board                            | 40      | 0         | 0   | -       | -          | -   | -       | -         | -   | -       | -          | -   | 40      | -     | -     |
| Asian Athletics Association                          | 39      | 0         | 0   | -       | -          | -   | -       | -         | -   | -       | -          | -   | 39      | -     | -     |
| Asian Volleyball Confederation                       | 39      | 0         | 0   | -       | -          | -   | -       | -         | -   | -       | -          | -   | 39      | -     | -     |
| European Boxing Union                                | 37      | 2         | 1   | -       | -          | -   | -       | -         | -   | -       | -          | -   | 37      | 5.4%  | 2.7%  |
| European Triathlon Union                             | 32      | 0         | 0   | -       | -          | -   | -       | -         | -   | -       | -          | -   | 32      | -     | -     |
| Central American and Caribbean Association Football  | 31      | 0         | 0   | -       | -          | -   | -       | -         | -   | -       | -          | -   | 31      | -     | -     |
| European Canoe Association (ECA)                     | 31      | 0         | 1   | -       | -          | -   | -       | -         | -   | -       | -          | -   | 31      | -     | 3.2%  |
| Confederation Africaine de Volleyball                | 26      | 0         | 0   | -       | -          | -   | -       | -         | -   | -       | -          | -   | 26      | -     | -     |
| European Taekwondo Union                             | 25      | 0         | 0   | -       | -          | -   | -       | -         | -   | -       | -          | -   | 25      | -     | -     |
| South American Sports Drug Agency                    | 24      | 1         | 2   | -       | -          | -   | -       | -         | -   | -       | -          | -   | 24      | 4.2%  | 8.3%  |
| Archery Europe/Mediterranee                          | 22      | 0         | 0   | -       | -          | -   | -       | -         | -   | -       | -          | -   | 22      | -     | -     |
| Arab Cycling Federation                              | 21      | 0         | 0   | -       | -          | -   | -       | -         | -   | -       | -          | -   | 21      | -     | -     |
| Fédération Internationale de Basketball Zone Afrique | 20      | 0         | 0   | -       | -          | -   | -       | -         | -   | -       | -          | -   | 20      | -     | -     |
| European Powerlifting Federation                     | 19      | 0         | 1   | -       | -          | -   | -       | -         | -   | -       | -          | -   | 19      | -     | 5.3%  |
| Federacion Sudamericana De Potencia                  | 18      | 0         | 1   | -       | -          | -   | -       | -         | -   | -       | -          | -   | 18      | -     | 5.6%  |
| European Shooting Confederation                      | 14      | 1         | 0   | -       | -          | -   | -       | -         | -   | -       | -          | -   | 14      | 7.1%  | -     |
| Union europeenne de gymnastique                      | 14      | 0         | 0   | -       | -          | -   | -       | -         | -   | -       | -          | -   | 14      | -     | -     |
| European Federation of American Football             | 12      | 0         | 0   | -       | -          | -   | -       | -         | -   | -       | -          | -   | 12      | -     | -     |
| Asian Powerlifting Federation                        | 11      | 0         | 0   | -       | -          | -   | -       | -         | -   | -       | -          | -   | 11      | -     | -     |
| South American Volleyball Confederation              | 11      | 0         | 0   | -       | -          | -   | -       | -         | -   | -       | -          | -   | 11      | -     | -     |
| North American Powerlifting Association              | 10      | 0         | 0   | -       | -          | -   | -       | -         | -   | -       | -          | -   | 10      | -     | -     |
| Asian Archery Federation                             | 9       | 0         | 1   | -       | -          | -   | -       | -         | -   | -       | -          | -   | 9       | -     | 11.1% |
| Asia Swimming Federation                             | 8       | 0         | 0   | -       | -          | -   | -       | -         | -   | -       | -          | -   | 8       | -     | -     |

**2013 Anti-Doping Testing Figures**  
*Samples Analyzed and Reported by Accredited Laboratories in ADAMS*

**Table 8: Total Samples by TA Category - Regional Sport Organizations - continued**

| Regional Sport Organization                                  | Urine         |           |           |               |          |          | Blood         |          |          |               |          |          | Total        |             |             |
|--|---------------|-----------|-----------|---------------|----------|----------|---------------|----------|----------|---------------|----------|----------|--------------|-------------|-------------|
|  | IC<br>Samples | ATF       | AAF       | IC<br>Samples | ATF      | AAF      | IC<br>Samples | ATF      | AAF      | IC<br>Samples | ATF      | AAF      | Samples      | % ATF       | % AAF       |
| Asian Hockey Federation                                      | 8             | 0         | 0         | -             | -        | -        | -             | -        | -        | -             | -        | -        | 8            | -           | -           |
| European Karate Federation                                   | 8             | 0         | 0         | -             | -        | -        | -             | -        | -        | -             | -        | -        | 8            | -           | -           |
| Asian Karatedo Federation                                    | 6             | 0         | 1         | -             | -        | -        | -             | -        | -        | -             | -        | -        | 6            | -           | 16.7%       |
| North Central America and Caribbean Volleyball Confederation | 5             | 0         | 0         | -             | -        | -        | -             | -        | -        | -             | -        | -        | 5            | -           | -           |
| European Veterans Athletics Association                      | 4             | 0         | 0         | -             | -        | -        | -             | -        | -        | -             | -        | -        | 4            | -           | -           |
| Badminton Asia Confederation                                 | 2             | 0         | 0         | -             | -        | -        | -             | -        | -        | -             | -        | -        | 2            | -           | -           |
| European Billiards & Snooker Association                     | 2             | 0         | 0         | -             | -        | -        | -             | -        | -        | -             | -        | -        | 2            | -           | -           |
|  | <b>5,214</b>  | <b>39</b> | <b>62</b> | <b>521</b>    | <b>8</b> | <b>-</b> | <b>45</b>     | <b>-</b> | <b>-</b> | <b>50</b>     | <b>-</b> | <b>-</b> | <b>5,830</b> | <b>0.8%</b> | <b>1.1%</b> |

**Table 9: Total Samples by TA Category - Regional Anti-Doping Organizations (RADOs)**

| RADOs   | Urine         |          |          |               |          |          | Blood         |          |          |               |          |          | Total      |             |             |
|---|---------------|----------|----------|---------------|----------|----------|---------------|----------|----------|---------------|----------|----------|------------|-------------|-------------|
|   | IC<br>Samples | ATF      | AAF      | IC<br>Samples | ATF      | AAF      | IC<br>Samples | ATF      | AAF      | IC<br>Samples | ATF      | AAF      | Samples    | % ATF       | % AAF       |
| Africa Regional Anti-Doping Organization Zone V | 65            | 0        | 0        | 83            | 0        | 0        | -             | -        | -        | -             | -        | -        | 148        | -           | -           |
| Oceania Regional Anti-Doping Organization       | 85            | 2        | 0        | 53            | 0        | 0        | -             | -        | -        | -             | -        | -        | 138        | 1.4%        | -           |
| Caribbean Regional Anti-Doping Organization     | 21            | 0        | 1        | 84            | 0        | 0        | -             | -        | -        | -             | -        | -        | 105        | -           | 1.0%        |
| Central Asia RADO                               | -             | -        | -        | 57            | 2        | 2        | -             | -        | -        | -             | -        | -        | 57         | 3.5%        | 3.5%        |
| Africa Zone II & III                            | 56            | 7        | 2        | -             | -        | -        | -             | -        | -        | -             | -        | -        | 56         | 12.5%       | 3.6%        |
| Africa Zone VI                                  | -             | -        | -        | 50            | 0        | 0        | -             | -        | -        | -             | -        | -        | 50         | -           | -           |
| Gulf States and Yemen RADO                      | 50            | 0        | 2        | -             | -        | -        | -             | -        | -        | -             | -        | -        | 50         | -           | 4.0%        |
| Africa Zone IV                                  | 34            | 0        | 1        | 1             | 0        | 0        | -             | -        | -        | -             | -        | -        | 35         | -           | 2.9%        |
| Eastern Europe RADO                             | -             | -        | -        | 35            | 0        | 1        | -             | -        | -        | -             | -        | -        | 35         | -           | 2.9%        |
| South East Asia RADO                            | -             | -        | -        | 31            | 0        | 1        | -             | -        | -        | -             | -        | -        | 31         | -           | 3.2%        |
| West Asia RADO                                  | -             | -        | -        | 25            | 0        | 0        | -             | -        | -        | -             | -        | -        | 25         | -           | -           |
| Africa Zone I                                   | -             | -        | -        | 11            | 0        | 0        | -             | -        | -        | -             | -        | -        | 11         | -           | -           |
|   | <b>311</b>    | <b>9</b> | <b>6</b> | <b>430</b>    | <b>2</b> | <b>4</b> | <b>-</b>      | <b>-</b> | <b>-</b> | <b>-</b>      | <b>-</b> | <b>-</b> | <b>741</b> | <b>1.5%</b> | <b>1.3%</b> |

**2013 Anti-Doping Testing Figures**  
*Samples Analyzed and Reported by Accredited Laboratories in ADAMS*

**Table 10: Total Samples by TA Category - Multi-Sports Organizations and Events**

|   | Urine          |           |            |            |                |            | Blood      |            |            |                |            |            | Total      |                |              |              |
|---|----------------|-----------|------------|------------|----------------|------------|------------|------------|------------|----------------|------------|------------|------------|----------------|--------------|--------------|
|   | IC             | ATF       |            | AAF        |                | OOO        | IC         | ATF        |            | AAF            |            | OOO        | ATF        | AAF            | Samples      | % ATF        |
| <b>Multi-Sport Organizations and Events</b> | <b>Samples</b> | <b>IC</b> | <b>ATF</b> | <b>AAF</b> | <b>Samples</b> | <b>OOO</b> | <b>IC</b>  | <b>ATF</b> | <b>AAF</b> | <b>Samples</b> | <b>OOO</b> | <b>ATF</b> | <b>AAF</b> | <b>Samples</b> | <b>% ATF</b> | <b>% AAF</b> |
| International University Sport Federation   | 1032           | 14        | 12         | -          | -              | -          | 33         | 0          | 0          | -              | -          | -          | -          | 1065           | 1.3%         | 1.1%         |
| International Paralympic Committee          | 502            | 1         | 13         | 114        | 1              | 1          | 8          | 0          | 0          | 14             | 0          | 0          | 638        | 0.3%           | 2.2%         |              |
| South East Asian Games Federation           | 533            | 2         | 3          | -          | -              | -          | -          | -          | -          | -              | -          | -          | -          | 533            | 0.4%         | 0.6%         |
| Olympic Council of Asia                     | 472            | 0         | 7          | -          | -              | -          | -          | -          | -          | -              | -          | -          | -          | 472            | -            | 1.5%         |
| International World Games Association       | 346            | 0         | 0          | -          | -              | -          | 20         | 0          | 0          | -              | -          | -          | -          | 366            | -            | -            |
| SportAccord Event Organiser                 | 187            | 2         | 5          | -          | -              | -          | -          | -          | -          | -              | -          | -          | -          | 187            | 1.1%         | 2.7%         |
| Conseil International des Sports Militaires | 113            | 0         | 3          | -          | -              | -          | -          | -          | -          | -              | -          | -          | -          | 113            | -            | 2.7%         |
| 2013 WMG Organizing Committee               | 23             | 0         | 2          | -          | -              | -          | -          | -          | -          | -              | -          | -          | -          | 23             | -            | 8.7%         |
|   | <b>3,208</b>   | <b>19</b> | <b>45</b>  | <b>114</b> | <b>1</b>       | <b>1</b>   | <b>61</b>  | <b>-</b>   | <b>-</b>   | <b>14</b>      | <b>-</b>   | <b>-</b>   | <b>-</b>   | <b>3,397</b>   | <b>0.6%</b>  | <b>1.4%</b>  |
| <b>International Olympic Committee*</b>     | <b>280</b>     | <b>-</b>  | <b>5</b>   | <b>-</b>   | <b>-</b>       | <b>-</b>   | <b>112</b> | <b>-</b>   | <b>-</b>   | <b>-</b>       | <b>-</b>   | <b>-</b>   | <b>-</b>   | <b>392</b>     | <b>-</b>     | <b>1.3%</b>  |

\* samples from previous Olympic Games which underwent further analysis - not reported into ADAMS and not included in the totals in this report

**Table 11: Total Samples by TA Category - National Federations (NFs)**

|                                  | Urine          |           |            |              |                |            | Blood      |            |            |                |            |            | Total      |                |              |              |
|----------------------------------|----------------|-----------|------------|--------------|----------------|------------|------------|------------|------------|----------------|------------|------------|------------|----------------|--------------|--------------|
|                                  | IC             | ATF       |            | AAF          |                | OOO        | IC         | ATF        |            | AAF            |            | OOO        | ATF        | AAF            | Samples      | % ATF        |
| <b>National Federations (NF)</b> | <b>Samples</b> | <b>IC</b> | <b>ATF</b> | <b>AAF</b>   | <b>Samples</b> | <b>OOO</b> | <b>IC</b>  | <b>ATF</b> | <b>AAF</b> | <b>Samples</b> | <b>OOO</b> | <b>ATF</b> | <b>AAF</b> | <b>Samples</b> | <b>% ATF</b> | <b>% AAF</b> |
| National Federations - France*   | 5477           | 18        | 128        | 1615         | 0              | 11         | 308        | 0          | 1          | 199            | 0          | 0          | 0          | 7,599          | 0.2%         | 1.8%         |
| National Federations - Other**   | 3607           | 25        | 53         | 609          | 1              | 15         | 8          | 0          | 0          | -              | -          | -          | -          | 4,224          | 0.6%         | 1.6%         |
| National Federations - Brazil    | 4103           | 10        | 40         | 2            | 0              | 0          | -          | -          | -          | -              | -          | -          | -          | 4,105          | 0.2%         | 1.0%         |
| National Federations - Germany   | 3944           | 2         | 36         | 130          | 3              | 1          | -          | -          | -          | 5              | 0          | 0          | 0          | 4,079          | 0.1%         | 0.9%         |
| National Federations - Spain***  | 2017           | 3         | 32         | 1053         | 0              | 2          | 7          | 0          | 0          | 11             | 0          | 0          | 0          | 3,088          | 0.1%         | 1.1%         |
| National Federations - Korea     | 751            | 0         | 1          | 36           | 0              | 0          | -          | -          | -          | -              | -          | -          | -          | 787            | -            | 0.1%         |
| National Federations - Mexico    | 384            | 6         | 22         | 135          | 5              | 4          | -          | -          | -          | -              | -          | -          | -          | 519            | 2.1%         | 5.0%         |
| National Federations - Italy     | 156            | 2         | 5          | 4            | 0              | 1          | -          | -          | -          | -              | -          | -          | -          | 160            | 1.3%         | 3.8%         |
| National Federations - Belgium   | 141            | 3         | 0          | 4            | 1              | 0          | -          | -          | -          | -              | -          | -          | -          | 145            | 2.8%         | -            |
|                                  | <b>20,580</b>  | <b>69</b> | <b>317</b> | <b>3,588</b> | <b>10</b>      | <b>34</b>  | <b>323</b> | <b>-</b>   | <b>1</b>   | <b>215</b>     | <b>-</b>   | <b>-</b>   | <b>-</b>   | <b>24,706</b>  | <b>0.3%</b>  | <b>1.4%</b>  |

\* The samples recorded in ADAMS under various National Federations in France were conducted by the French NADO - Agence Française de Lutte contre le Dopage.

\*\* Includes national federations located in Algeria, Angola, Argentina, Australia, Bulgaria, Canada, Catalonia, Costa Rica, Cyprus, Denmark, Dominican Republic, Estonia, Egypt, Faroe Islands, Finland, Guatemala, Hong Kong, India, Iran, Israel, Japan, Kazakhstan, Kenya, Lebanon, Lithuania, Macedonia, Malaysia, Malta, Mauritius, Nigeria, Pakistan, Philippines, Portugal, Qatar, Russia, Sri Lanka, Switzerland, Trinidad and Tobago, Thailand, Turkey, UK, Ukraine, Uruguay, USA and Vietnam.

\*\*\* Samples recorded in ADAMS as various National Federations in Spain may have been conducted under the Spain National Anti-Doping Agency

Table 12: GC/C/IRMS Tests Conducted per Testing Authority

| Testing Authority   | IC      |     | Urine       |     | Total Samples | Total AAFs | % AAF |
|---|---------|-----|-------------|-----|---------------|------------|-------|
|   | Samples | AAF | OOC Samples | AAF |               |            |       |
| United States Anti-Doping Agency  | 212     | 7   | 393         | 8   | 605           | 15         | 2.5%  |
| Chinese Anti-Doping Agency  | 210     | 1   | 392         | 0   | 602           | 1          | 0.2%  |
| Antidoping Switzerland  | 116     | 3   | 276         | 0   | 392           | 3          | 0.8%  |
| Russian National Anti-Doping Organization                                       | 134     | 9   | 240         | 4   | 374           | 13         | 3.5%  |
| International Cycling Union   | 274     | 6   | 69          | 0   | 343           | 6          | 1.7%  |
| World Anti-Doping Agency  | 0       | 0   | 261         | 0   | 261           | 0          | 0%    |
| UK Anti-Doping  | 144     | 1   | 101         | 0   | 245           | 1          | 0.4%  |
| International Association of Athletics Federations                              | 167     | 3   | 66          | 5   | 233           | 8          | 3.4%  |
| Canadian Centre for Ethics in Sport   | 87      | 0   | 83          | 1   | 170           | 1          | 0.6%  |
| Japan Anti-Doping Agency  | 80      | 0   | 75          | 0   | 155           | 0          | 0%    |
| Swedish Sports Confederation Anti-Doping Group                                  | 31      | 1   | 100         | 5   | 131           | 6          | 4.6%  |
| Comitato Olimpico Nazionale Italiano  | 70      | 1   | 55          | 0   | 125           | 1          | 0.8%  |
| International Tennis Federation   | 94      | 0   | 7           | 0   | 101           | 0          | 0%    |
| International Weightlifting Federation  | 83      | 7   | 7           | 1   | 90            | 8          | 8.9%  |
| Anti-Doping Norway  | 29      | 0   | 58          | 1   | 87            | 1          | 1.1%  |
| Finnish Anti-Doping Agency  | 29      | 0   | 53          | 0   | 82            | 0          | 0%    |
| Federation Francaise de Rugby   | 11      | 0   | 68          | 0   | 79            | 0          | 0%    |
| German National Anti-Doping Agency  | 10      | 1   | 64          | 0   | 74            | 1          | 1.4%  |
| Anti Doping Authority the Netherlands   | 39      | 0   | 31          | 1   | 70            | 1          | 1.4%  |
| National Anti-Doping Agency Austria GmbH  | 14      | 0   | 51          | 2   | 65            | 2          | 3.1%  |
| Poland Commission against Doping in Sports                                      | 35      | 1   | 27          | 0   | 62            | 1          | 1.6%  |
| Fédération française de cyclisme  | 58      | 1   | 2           | 0   | 60            | 1          | 1.7%  |
| Australian Sports Anti-Doping Authority   | 16      | 0   | 43          | 2   | 59            | 2          | 3.4%  |
| Anti Doping Denmark   | 22      | 1   | 33          | 0   | 55            | 1          | 1.8%  |
| Fédération Française de Athlétisme  | 49      | 1   | 4           | 0   | 53            | 1          | 1.9%  |
| NADO Flanders   | 28      | 1   | 18          | 4   | 46            | 5          | 10.9% |
| Union of European Football Associations   | 18      | 0   | 21          | 0   | 39            | 0          | 0%    |
| Colombian NADO  | 34      | 1   | 4           | 0   | 38            | 1          | 2.6%  |
| Drug Free Sport New Zealand   | 12      | 0   | 26          | 0   | 38            | 0          | 0%    |
| French Community of Belgium NADO  | 25      | 0   | 12          | 0   | 37            | 0          | 0%    |
| South African Institute for Drug-Free Sport                                     | 30      | 5   | 6           | 3   | 36            | 8          | 22.2% |
| Fédération française de football  | 22      | 1   | 11          | 0   | 33            | 1          | 3.0%  |
| Jamaica Anti-Doping Commission  | 26      | 0   | 5           | 0   | 31            | 0          | 0%    |
| Deutscher Fussball Bund   | 29      | 0   | -           | -   | 29            | 0          | 0%    |
| Czech Anti-Doping Committee   | 22      | 0   | 6           | 0   | 28            | 0          | 0%    |
| Federation Francaise d'Halterophilie Musculation Force Athletique et Culturisme | 18      | 3   | 10          | 0   | 28            | 3          | 10.7% |
| International Rugby Board   | 6       | 0   | 22          | 0   | 28            | 0          | 0%    |
| Bahamas Anti-Doping Commission  | 27      | 1   | -           | -   | 27            | 1          | 3.7%  |
| Brazilian Football Confederation  | 27      | 0   | -           | -   | 27            | 0          | 0%    |
| Italian Ministry of Health Department   | 26      | 7   | -           | -   | 26            | 7          | 26.9% |
| Spain National Anti-Doping Agency   | 19      | 0   | 2           | 0   | 21            | 0          | 0%    |
| Fédération Internationale de Natation   | 5       | 0   | 16          | 0   | 21            | 0          | 0%    |
| Romanian National Anti-Doping Agency  | 12      | 1   | 8           | 0   | 20            | 1          | 5.0%  |
| Rugby League International Federation   | 12      | 0   | 8           | 0   | 20            | 0          | 0%    |
| Fédération française de triathlon   | 18      | 0   | 1           | 0   | 19            | 0          | 0%    |
| International Triathlon Union   | 17      | 1   | 2           | 0   | 19            | 1          | 5.3%  |
| Fédération Internationale de Football Association                               | 13      | 0   | 4           | 0   | 17            | 0          | 0%    |

Table 12: GC/C/IRMS Tests Conducted per Testing Authority - continued

| Testing Authority                                       | IC      |     | Urine       |     | Total Samples | Total AAFs | % AAF |
|---|---------|-----|-------------|-----|---------------|------------|-------|
|   | Samples | AAF | OOC Samples | AAF |               |            |       |
| Turkish NOC Anti-Doping Commission                      | 13      | 1   | 4           | 1   | 17            | 2          | 11.8% |
| International Ski Federation                            | 10      | 0   | 5           | 0   | 15            | 0          | 0%    |
| Turkish Football Federation                             | 14      | 0   | 1           | 0   | 15            | 0          | 0%    |
| International University Sport Federation               | 14      | 1   | -           | -   | 14            | 1          | 7.1%  |
| Fédération française de basket-ball                     | 6       | 0   | 8           | 0   | 14            | 0          | 0%    |
| World Triathlon Corporation                             | 12      | 0   | 2           | 1   | 14            | 1          | 7.1%  |
| Fédération française de handball                        | 2       | 0   | 11          | 0   | 13            | 0          | 0%    |
| International Ice Hockey Federation                     | 6       | 0   | 7           | 0   | 13            | 0          | 0%    |
| International Skating Union                             | 11      | 0   | 2           | 0   | 13            | 0          | 0%    |
| Confederação Brasileira de Atletismo                    | 12      | 1   | -           | -   | 12            | 1          | 8.3%  |
| Caribbean Regional Anti-Doping Organization             | 1       | 0   | 11          | 0   | 12            | 0          | 0%    |
| Fédération française de volley-ball                     | 5       | 0   | 7           | 0   | 12            | 0          | 0%    |
| Magyar Antidopping Csoport - HUNADO                     | 1       | 0   | 11          | 0   | 12            | 0          | 0%    |
| Olympic Council of Asia                                 | 12      | 0   | -           | -   | 12            | 0          | 0%    |
| Badminton World Federation                              | 2       | 0   | 9           | -   | 11            | 0          | 0%    |
| Spanish Football Federation                             | 10      | 0   | 1           | 0   | 11            | 0          | 0%    |
| International Baseball Federation                       | 11      | 0   | -           | -   | 11            | 0          | 0%    |
| National Anti Doping Agency -India                      | 10      | 7   | 1           | 1   | 11            | 8          | 72.7% |
| International Powerlifting Federation                   | 6       | 2   | 5           | 1   | 11            | 3          | 27.3% |
| East Asian Games Association                            | 10      | 0   | -           | -   | 10            | 0          | 0%    |
| Hellenic National Council for Combatting Doping         | 8       | 0   | 2           | 0   | 10            | 0          | 0%    |
| Fédération Internationale d'Escrime                     | 8       | 0   | 2           | 0   | 10            | 0          | 0%    |
| International Biathlon Union                            | 7       | 0   | 3           | 0   | 10            | 0          | 0%    |
| Kazakhstan National Anti-Doping Centre                  | 1       | 1   | 9           | 2   | 10            | 3          | 30.0% |
| Spanish Cycling Federation                              | 6       | 0   | 3           | 0   | 9             | 0          | 0%    |
| Fench Swimming Federation                               | 9       | 0   | -           | -   | 9             | 0          | 0%    |
| Bund Deutscher Radfahrer                                | 9       | 0   | -           | -   | 9             | 0          | 0%    |
| Federacion Nacional de Futbol de Guatemala              | 9       | 1   | -           | -   | 9             | 1          | 11.1% |
| International Judo Federation                           | 8       | 0   | 1           | 0   | 9             | 0          | 0%    |
| International Basketball Federation                     | 7       | 0   | 1           | 0   | 8             | 0          | 0%    |
| Federation Française de Course Camarguaise              | 8       | 0   | -           | -   | 8             | 0          | 0%    |
| Guatemala NADO  | 8       | 0   | -           | -   | 8             | 0          | 0%    |
| Croatian Institute for Toxicology and Antidoping        | 4       | 0   | 3           | 0   | 7             | 0          | 0%    |
| Spanish Basketball Federation                           | 4       | 0   | 3           | 0   | 7             | 0          | 0%    |
| International Federation of Associated Wrestling Styles | 5       | 3   | 2           | 0   | 7             | 3          | 42.9% |
| Federation Française de boxe Française                  | 6       | 0   | 1           | 0   | 7             | 0          | 0%    |
| Deutscher Basketball Bund                               | 7       | 1   | -           | -   | 7             | 1          | 14.3% |
| International Canoe Federation                          | 4       | 0   | 3           | 0   | 7             | 0          | 0%    |
| International Paralympic Committee                      | 6       | 0   | 1           | 0   | 7             | 0          | 0%    |
| International World Games Association                   | 7       | 0   | -           | -   | 7             | 0          | 0%    |
| Jordan Anti-doping Organization                         | 1       | 1   | 6           | 0   | 7             | 1          | 14.3% |
| Korean Anti-Doping Agency                               | 3       | 0   | 4           | 0   | 7             | 0          | 0%    |
| Anti-Doping Uruguay                                     | 7       | 0   | -           | -   | 7             | 0          | 0%    |
| World Darts Federation                                  | 7       | 0   | -           | -   | 7             | 0          | 0%    |
| World Taekwondo Federation                              | 4       | 0   | 3           | 0   | 7             | 0          | 0%    |
| Asian Football Confederation                            | 2       | 0   | 4           | 0   | 6             | 0          | 0%    |
| Africa Zone IV  | 5       | 0   | 1           | 0   | 6             | 0          | 0%    |

Table 12: GC/C/IRMS Tests Conducted per Testing Authority - continued

| Testing Authority   | IC      |     | Urine       |     | Total Samples | Total AAFs | % AAF  |
|---|---------|-----|-------------|-----|---------------|------------|--------|
|   | Samples | AAF | OOC Samples | AAF |               |            |        |
| International Rowing Federation                                     | 5       | 0   | 1           | 0   | 6             | 0          | 0%     |
| French Rowing Federation  | 3       | 0   | 3           | 0   | 6             | 0          | 0%     |
| Fédération française de la montagne et de l'escalade                | 6       | 0   | -           | -   | 6             | 0          | 0%     |
| Fédération française de ski   | 5       | 0   | 1           | 0   | 6             | 0          | 0%     |
| Bundesverband Deutscher Kraftdreikämpfer                            | 6       | 4   | -           | -   | 6             | 4          | 66.7%  |
| l'Agence Nationale Antidopage Tunisie                               | 5       | 4   | -           | -   | 5             | 4          | 80.0%  |
| Anti-Doping Centre Bulgaria   | 2       | 0   | 3           | 1   | 5             | 1          | 20.0%  |
| European Athletics Association                                      | 5       | 1   | -           | -   | 5             | 1          | 20.0%  |
| Egypt National Anti-doping Organization                             | 0       | 0   | 5           | 2   | 5             | 2          | 40.0%  |
| International Volleyball Federation                                 | 3       | 0   | 2           | 0   | 5             | 0          | 0%     |
| Fédération française de judo jujitsu kendo et disciplines associées | 3       | 0   | 2           | 0   | 5             | 0          | 0%     |
| Hong Kong Anti-Doping Committee                                     | 3       | 0   | 2           | 0   | 5             | 0          | 0%     |
| International Cricket Council                                       | 1       | 0   | 4           | 0   | 5             | 0          | 0%     |
| Irish Sports Council  | 4       | 0   | 1           | 0   | 5             | 0          | 0%     |
| Olympic Committee – Puerto Rico                                     | 5       | 0   | -           | -   | 5             | 0          | 0%     |
| Qatar National Antidoping Committee                                 | 2       | 0   | 3           | 0   | 5             | 0          | 0%     |
| World Curling Federation  | 2       | 0   | 3           | 0   | 5             | 0          | 0%     |
| Nigerian Weightlifting Federation                                   | -       | -   | 5           | 5   | 5             | 5          | 100.0% |
| Africa Zone II & III  | 4       | 0   | -           | -   | 4             | 0          | 0%     |
| Belarus National Anti-Doping Agency                                 | -       | -   | 4           | 0   | 4             | 0          | 0%     |
| Brazilian Aquatics Confederation                                    | 4       | 0   | -           | -   | 4             | 0          | 0%     |
| Estonian Anti-Doping Agency   | 1       | 0   | 3           | 0   | 4             | 0          | 0%     |
| Eesti Jalgpalli Liit  | 4       | 0   | -           | -   | 4             | 0          | 0%     |
| Spanish Athletics Federation  | 2       | 0   | 2           | 0   | 4             | 0          | 0%     |
| European Boxing Confederation                                       | 4       | 0   | -           | -   | 4             | 0          | 0%     |
| Fédération française de tir à l'arc                                 | 4       | 0   | -           | -   | 4             | 0          | 0%     |
| French Canoe Kayak Federation                                       | 3       | 0   | 1           | 0   | 4             | 0          | 0%     |
| Fédération Française de Motocyclisme                                | 4       | 0   | -           | -   | 4             | 0          | 0%     |
| Fédération française de gymnastique                                 | 1       | 0   | 3           | 0   | 4             | 0          | 0%     |
| Fédération française de hockey sur glace                            | 3       | 0   | 1           | 0   | 4             | 0          | 0%     |
| Fédération française de tennis                                      | 3       | 0   | 1           | 0   | 4             | 0          | 0%     |
| Deutscher Leichtathletik-Verband                                    | 4       | 0   | -           | -   | 4             | 0          | 0%     |
| Deutscher Kanu-Verband  | 4       | 0   | -           | -   | 4             | 0          | 0%     |
| Deutsche Triathlon Union  | 4       | 1   | -           | -   | 4             | 1          | 25.0%  |
| International Committee of Mediterranean Games                      | 4       | 1   | -           | -   | 4             | 1          | 25.0%  |
| Irish Turf Club   | 4       | 0   | -           | -   | 4             | 0          | 0%     |
| Lithuanian Anti-Doping Agency                                       | 1       | 0   | 3           | 0   | 4             | 0          | 0%     |
| Turkish Basketball Federation                                       | 4       | 0   | -           | -   | 4             | 0          | 0%     |
| Ukrainian Football Federation                                       | 3       | 0   | 1           | 0   | 4             | 0          | 0%     |
| West Indies Cricket Board   | 4       | 0   | -           | -   | 4             | 0          | 0%     |
| Africa Regional Anti-Doping Organization Zone V                     | -       | -   | 3           | 0   | 3             | 0          | 0%     |
| International Boxing Association                                    | 3       | 0   | -           | -   | 3             | 0          | 0%     |
| European Rugby Cup  | 3       | 0   | -           | -   | 3             | 0          | 0%     |
| Comisión de Control y Seguimiento de la Salud y el Dopaje           | 2       | 0   | 1           | 0   | 3             | 0          | 0%     |
| Spain Golf Federation   | 2       | 0   | 1           | 0   | 3             | 0          | 0%     |
| Spanish Triathlon Federation  | 3       | 0   | -           | -   | 3             | 0          | 0%     |
| International Motorcycling Federation                               | 3       | 1   | -           | -   | 3             | 1          | 33.3%  |



Table 12: GC/C/IRMS Tests Conducted per Testing Authority - continued

| Testing Authority  | IC      |     | Urine       |     | Total Samples | Total AAFs | % AAF  |
|--|---------|-----|-------------|-----|---------------|------------|--------|
|  | Samples | AAF | OOO Samples | AAF |               |            |        |
| Federation Francaise de Taekwondo et Disciplines Associees | 3       | 0   | -           | -   | 3             | 0          | 0%     |
| Fédération française de Golf                               | 3       | 0   | -           | -   | 3             | 0          | 0%     |
| Federation Sportive et Gymnique du Travail                 | 3       | 0   | -           | -   | 3             | 0          | 0%     |
| Deutscher Behindertensportverband                          | 3       | 0   | -           | -   | 3             | 0          | 0%     |
| International Federation of Sports Climbing                | 3       | 0   | -           | -   | 3             | 0          | 0%     |
| Israeli NADO   | 2       | 0   | 1           | 0   | 3             | 0          | 0%     |
| Kuwait Anti-Doping Committee                               | 2       | 2   | 1           | 1   | 3             | 3          | 100.0% |
| New Caledonia NADO   | 3       | 1   | -           | -   | 3             | 1          | 33.3%  |
| SportAccord Event Organiser                                | 3       | 1   | -           | -   | 3             | 1          | 33.3%  |
| South American Sports Drug Agency                          | 3       | 0   | -           | -   | 3             | 0          | 0%     |
| Asociación de Clubes de Traineras                          | -       | -   | 2           | 0   | 2             | 0          | 0%     |
| Anti-Doping Agency of Serbia                               | 2       | 0   | -           | -   | 2             | 0          | 0%     |
| Autoridade Antidopagem de Portugal                         | 1       | 0   | 1           | 0   | 2             | 0          | 0%     |
| Luxembourg NADO  | 2       | 0   | -           | -   | 2             | 0          | 0%     |
| Sprintcar Control Council of Australia                     | 2       | 1   | -           | -   | 2             | 1          | 50.0%  |
| Koninklijke Belgische Wielrijdersbond                      | 2       | 0   | -           | -   | 2             | 0          | 0%     |
| Brazilian Bowling Federation                               | 2       | 0   | -           | -   | 2             | 0          | 0%     |
| Brazilian Canoe Confederation                              | 2       | 1   | -           | -   | 2             | 1          | 50.0%  |
| Brazilian Cycling Confederation                            | 2       | 0   | -           | -   | 2             | 0          | 0%     |
| Bermuda Sport Anti Doping Authority                        | 2       | 0   | -           | -   | 2             | 0          | 0%     |
| Canadian Powerlifting Union                                | 2       | 0   | -           | -   | 2             | 0          | 0%     |
| Confederation Africaine de Football                        | 2       | 0   | -           | -   | 2             | 0          | 0%     |
| Comité International des Jeux de la Francophonie           | 2       | 0   | -           | -   | 2             | 0          | 0%     |
| Conseil International des Sports Militaires                | 2       | 1   | -           | -   | 2             | 1          | 50.0%  |
| Cyprus Anti-Doping Authority                               | 2       | 0   | -           | -   | 2             | 0          | 0%     |
| Ecuador NADO   | 2       | 0   | -           | -   | 2             | 0          | 0%     |
| European Judo Union  | 2       | 0   | -           | -   | 2             | 0          | 0%     |
| Spain Federation of Fencing                                | -       | -   | 2           | 0   | 2             | 0          | 0%     |
| Spanish Federation of Gymnastics                           | 1       | 0   | 1           | 0   | 2             | 0          | 0%     |
| Federacion Espanola de Karate                              | -       | -   | 2           | 0   | 2             | 0          | 0%     |
| Rowing Federation of Spain                                 | -       | -   | 2           | 0   | 2             | 0          | 0%     |
| GV Gobierno Vasco  | 2       | 0   | -           | -   | 2             | 0          | 0%     |
| Spanish Volleyball Federation                              | 0       | 0   | 2           | -   | 2             | 0          | 0%     |
| European Handball Federation                               | 2       | 0   | -           | -   | 2             | 0          | 0%     |
| Fédération des Clubs Sportif et Artistiques de la défense  | 2       | 0   | -           | -   | 2             | 0          | 0%     |
| Federacion Dominicana de Medicina del Deporte              | 2       | 0   | -           | -   | 2             | 0          | 0%     |
| International Luge Federation                              | 2       | 0   | -           | -   | 2             | 0          | 0%     |
| International Lacrosse Federation                          | 2       | 0   | -           | -   | 2             | 0          | 0%     |
| Federation Francaise Du Sport Automobile                   | 2       | 0   | -           | -   | 2             | 0          | 0%     |
| Fédération Française de Baseball et Softball               | 2       | 0   | -           | -   | 2             | 0          | 0%     |
| Fédération française des sports de glace                   | 2       | 0   | -           | -   | 2             | 0          | 0%     |
| Fédération Française Handisport                            | 2       | 0   | -           | -   | 2             | 0          | 0%     |
| Fédération française de karaté et disciplines associées    | 2       | 0   | -           | -   | 2             | 0          | 0%     |
| Fédération Française de Pelote Basque                      | 1       | 0   | 1           | -   | 2             | 0          | 0%     |
| Federation Française de rugby à XIII                       | 2       | 0   | -           | -   | 2             | 0          | 0%     |
| Fédération Française de Roller skating                     | 2       | 0   | -           | -   | 2             | 0          | 0%     |

Table 12: GC/C/IRMS Tests Conducted per Testing Authority - continued

| Testing Authority   | IC      |     | Urine<br>OOC |     | Total<br>Samples | Total<br>AAFs | %<br>AAF |
|---|---------|-----|--------------|-----|------------------|---------------|----------|
|   | Samples | AAF | Samples      | AAF |                  |               |          |
| Rugby Football Union  | 0       | 0   | 2            | -   | 2                | 0             | 0%       |
| Deutscher Schwimmverband  | 2       | 0   | -            | -   | 2                | 0             | 0%       |
| Deutscher Judobund  | 2       | 0   | -            | -   | 2                | 0             | 0%       |
| International Floorball Federation                              | 2       | 0   | -            | -   | 2                | 0             | 0%       |
| International Federation Icestocksport                          | 2       | 0   | -            | -   | 2                | 0             | 0%       |
| International Handball Federation                               | 2       | 0   | -            | -   | 2                | 0             | 0%       |
| Iran National Anti-Doping Organization                          | 1       | 0   | 1            | 1   | 2                | 1             | 50.0%    |
| Italian Athletics Federation                                    | 2       | 1   | -            | -   | 2                | 1             | 50.0%    |
| Malta Football Association                                      | 2       | 0   | -            | -   | 2                | 0             | 0%       |
| Anti-Doping Commission of Malta                                 | 2       | 0   | -            | -   | 2                | 0             | 0%       |
| Organisation Deportiva Bolivariana                              | 2       | 0   | -            | -   | 2                | 0             | 0%       |
| Oceania Regional Anti-Doping Organization                       | 2       | 0   | -            | -   | 2                | 0             | 0%       |
| Russian Powerlifting Federation                                 | 0       | 0   | 2            | 1   | 2                | 1             | 50.0%    |
| Slovak Anti-Doping Agency                                       | 1       | 0   | 1            | -   | 2                | 0             | 0%       |
| Slovenian Antidoping Organization                               | 2       | 0   | -            | -   | 2                | 0             | 0%       |
| Suriname National Olympic Committee                             | 2       | 0   | -            | -   | 2                | 0             | 0%       |
| United Arab Emirates National Anti-doping Committee             | 2       | 0   | -            | -   | 2                | 0             | 0%       |
| World Archery Federation  | 2       | 0   | -            | -   | 2                | 0             | 0%       |
| World Karate Federation   | 0       | 0   | 2            | -   | 2                | 0             | 0%       |
| Australian Cycling Federation                                   | 2       | 0   | -            | -   | 2                | 0             | 0%       |
| Africa Zone VI  | 0       | 0   | 1            | -   | 1                | 0             | 0%       |
| Andorra National Anti-Doping Commission                         | 1       | 0   | -            | -   | 1                | 0             | 0%       |
| Comité Paralímpico Argentino                                    | 1       | 0   | -            | -   | 1                | 0             | 0%       |
| Anti-doping Commission of Azerbaijan Republic                   | 0       | 0   | 1            | 1   | 1                | 1             | 100.0%   |
| Bund Deutscher Berufsboxer e.V                                  | 1       | 0   | -            | -   | 1                | 0             | 0%       |
| Botswana Olympic Committee                                      | 1       | 1   | -            | -   | 1                | 1             | 100.0%   |
| Confederação Brasileira de Automolismo                          | 1       | 0   | -            | -   | 1                | 0             | 0%       |
| Brazilian Judo Confederation                                    | 1       | 0   | -            | -   | 1                | 0             | 0%       |
| Brazilian Weightlifting Confederation                           | 1       | 0   | -            | -   | 1                | 0             | 0%       |
| Confederation of African Athletics                              | 1       | 0   | -            | -   | 1                | 0             | 0%       |
| Canadian Bodybuilding Federation                                | 0       | 0   | 1            | -   | 1                | 0             | 0%       |
| Costa Rica NADO   | 0       | 0   | 1            | -   | 1                | 0             | 0%       |
| South American Football Confederation                           | 1       | 0   | -            | -   | 1                | 0             | 0%       |
| Spain Swimming Federation                                       | 0       | 0   | 1            | -   | 1                | 0             | 0%       |
| Spain Federation of Basque Pelota                               | 1       | 0   | -            | -   | 1                | 0             | 0%       |
| Federación Vasca de Remo  | 1       | 0   | -            | -   | 1                | 0             | 0%       |
| Spanish Sports Federation for People with Physical Disabilities | 1       | 0   | -            | -   | 1                | 0             | 0%       |
| Spanish federation of Mountaineering and Climbing               | 1       | 0   | -            | -   | 1                | 0             | 0%       |
| Spanish Winter Sports Federation                                | 1       | 0   | -            | -   | 1                | 0             | 0%       |
| Real Federación Española de Hockey                              | 0       | 0   | 1            | -   | 1                | 0             | 0%       |
| Federacion Espanola de Taekwondo                                | 0       | 0   | 1            | -   | 1                | 0             | 0%       |
| Spanish Federation of Olympic Wrestling and associated sports   | 1       | 0   | -            | -   | 1                | 0             | 0%       |
| European Volleyball Confederation (CEV)                         | 1       | 0   | -            | -   | 1                | 0             | 0%       |

Table 12: GC/C/IRMS Tests Conducted per Testing Authority - continued

| Testing Authority   | IC      |     | Urine |     | Total Samples | Total AAFs | % AAF  |
|---|---------|-----|-------|-----|---------------|------------|--------|
|   | Samples | AAF | OOB   | AAF |               |            |        |
| Federation Francaise de Full Contact & Disciplines                  | 1       | 0   | -     | -   | 1             | 0          | 0%     |
| Fédération Française de Sports de Contact et Disciplines Assimilées | 0       | 0   | 1     | -   | 1             | 0          | 0%     |
| International Gymnastics Federation                                 | 0       | 0   | 1     | -   | 1             | 0          | 0%     |
| Fédération Française de Course d'Orientation                        | 1       | 0   | -     | -   | 1             | 0          | 0%     |
| Federation Française de billard                                     | 1       | 0   | -     | -   | 1             | 0          | 0%     |
| France Equestrian Federation  | 1       | 0   | -     | -   | 1             | 0          | 0%     |
| Fédération française de boxe  | 1       | 0   | -     | -   | 1             | 0          | 0%     |
| Fédération française du sport adapté                                | 0       | 0   | 1     | -   | 1             | 0          | 0%     |
| Fédération Française de Parachutisme                                | 1       | 0   | -     | -   | 1             | 0          | 0%     |
| Fédération Française de pétanque                                    | 1       | 0   | -     | -   | 1             | 0          | 0%     |
| Fédération française de voile                                       | 1       | 0   | -     | -   | 1             | 0          | 0%     |
| Fédération française de tir   | 1       | 1   | -     | -   | 1             | 1          | 100.0% |
| Fédération française de tennis de table                             | 1       | 0   | -     | -   | 1             | 0          | 0%     |
| Fédération Française de Sport Universitaire                         | 1       | 0   | -     | -   | 1             | 0          | 0%     |
| Federation Française de la Police Française                         | 1       | 0   | -     | -   | 1             | 0          | 0%     |
| FVJDV Federación Vasca de Juegos y Deportes Vascos                  | 1       | 0   | -     | -   | 1             | 0          | 0%     |
| Great Britain Powerlifting Federation                               | 1       | 0   | -     | -   | 1             | 0          | 0%     |
| Six Nations Rugby Limited   | 1       | 0   | -     | -   | 1             | 0          | 0%     |
| Deutscher Eisstock-Verband  | 1       | 0   | -     | -   | 1             | 0          | 0%     |
| Deutscher Minigolfsport Verband                                     | 1       | 0   | -     | -   | 1             | 0          | 0%     |
| German Alpin Union (DAV)  | 1       | 0   | -     | -   | 1             | 0          | 0%     |
| Deutscher Rollsport und Inline-Verband                              | 1       | 0   | -     | -   | 1             | 0          | 0%     |
| Deutsche Eislauf-Union  | 1       | 0   | -     | -   | 1             | 0          | 0%     |
| Deutscher Volleyball-Verband  | 1       | 0   | -     | -   | 1             | 0          | 0%     |
| Deutscher Ringer-Bund   | 1       | 0   | -     | -   | 1             | 0          | 0%     |
| International Orienteering Federation                               | 1       | 0   | -     | -   | 1             | 0          | 0%     |
| Football Federation of Iran   | 1       | 0   | -     | -   | 1             | 0          | 0%     |
| National Olympic and Sports Association of Iceland                  | 0       | 0   | 1     | -   | 1             | 0          | 0%     |
| Federazione Italiana Powelifting                                    | 1       | 0   | -     | -   | 1             | 0          | 0%     |
| International Union of Kettlebell Lifting                           | 1       | 0   | -     | -   | 1             | 0          | 0%     |
| International Wheelchair & Amputee Sports Federation                | 1       | 0   | -     | -   | 1             | 0          | 0%     |
| International Wushu Federation                                      | 0       | 0   | 1     | -   | 1             | 0          | 0%     |
| Kazakhstan Weightlifting Federation                                 | 1       | 1   | -     | -   | 1             | 1          | 100.0% |
| Kenya Athletics Federation  | 1       | 0   | -     | -   | 1             | 0          | 0%     |
| National Anti-Doping Commission of Barbados                         | 1       | 0   | -     | -   | 1             | 0          | 0%     |
| National Anti-doping Center of Ukraine                              | 0       | 0   | 1     | -   | 1             | 0          | 0%     |
| National Anti Doping Agency Belize                                  | 1       | 0   | -     | -   | 1             | 0          | 0%     |
| Nicaragua Anti-doping Organization                                  | 1       | 1   | -     | -   | 1             | 1          | 100.0% |
| South American Sports Organization                                  | 1       | 0   | -     | -   | 1             | 0          | 0%     |
| Real Federación Motociclista Española                               | 1       | 0   | -     | -   | 1             | 0          | 0%     |
| South East Asian Games Federation                                   | 1       | 1   | -     | -   | 1             | 1          | 100.0% |
| Spanish Powerlifting Association                                    | 1       | 1   | -     | -   | 1             | 1          | 100.0% |
| Sports Authority of Thailand  | 1       | 0   | -     | -   | 1             | 0          | 0%     |

Table 12: GC/C/IRMS Tests Conducted per Testing Authority - continued

2013 Anti-Doping Testing Figures  
Samples Analyzed and Reported by Accredited Laboratories in ADAMS

| Testing Authority                                       | Urine         |            |                |           |                  |               |             |
|---|---------------|------------|----------------|-----------|------------------|---------------|-------------|
|   | IC<br>Samples | AAF        | OOB<br>Samples | AAF       | Total<br>Samples | Total<br>AAFs | %<br>AAF    |
| Union europeenne de gymnastique                         | 1             | 0          | -              | -         | 1                | 0             | 0%          |
| Union Française des Œuvres Laïques d'Education Physique | 1             | 0          | -              | -         | 1                | 0             | 0%          |
| Union Internationale de Pentathlon Moderne              | 1             | 0          | -              | -         | 1                | 0             | 0%          |
| World Dance Sport Federation                            | 0             | 0          | 1              | -         | 1                | 0             | 0%          |
| World Karate Organization                               | 1             | 0          | -              | -         | 1                | 0             | 0%          |
| World Masters Athletics                                 | 1             | 0          | -              | -         | 1                | 0             | 0%          |
| World Squash Federation                                 | 0             | 0          | 1              | -         | 1                | 0             | 0%          |
|   | <b>3110</b>   | <b>110</b> | <b>2975</b>    | <b>55</b> | <b>6085</b>      | <b>165</b>    | <b>2.7%</b> |

**Table 13: EPO Tests Conducted per Testing Authority**

| Testing Authority   | IC      |     | Urine |     | Total Samples | Total AAFs | % AAF |
|---|---------|-----|-------|-----|---------------|------------|-------|
|   | Samples | AAF | OOB   | AAF |               |            |       |
| International Cycling Union                                     | 1340    | 3   | 1458  | 2   | 2798          | 5          | 0.2%  |
| German National Anti-Doping Agency                              | 136     | 0   | 2647  | 2   | 2783          | 2          | 0.1%  |
| Russian National Anti-Doping Organization                       | 1275    | 1   | 1243  | 3   | 2518          | 4          | 0.2%  |
| International Association of Athletics Federations <sup>1</sup> | 887     | 8   | 677   | 2   | 1564          | 10         | 0.6%  |
| Chinese Anti-Doping Agency                                      | 558     | 0   | 745   | 0   | 1303          | 0          | 0%    |
| Comitato Olimpico Nazionale Italiano                            | 494     | 1   | 438   | 0   | 932           | 1          | 0.1%  |
| United States Anti-Doping Agency                                | 256     | 1   | 654   | 0   | 910           | 1          | 0.1%  |
| NADO Flanders   | 601     | 3   | 177   | 0   | 778           | 3          | 0.4%  |
| International Biathlon Union                                    | 501     | 2   | 194   | 4   | 695           | 6          | 0.9%  |
| Hellenic National Council for Combatting Doping                 | 537     | 0   | 128   | 0   | 665           | 0          | 0%    |
| UK Anti-Doping  | 397     | 0   | 268   | 0   | 665           | 0          | 0%    |
| Anti Doping Authority the Netherlands                           | 300     | 0   | 335   | 0   | 635           | 0          | 0%    |
| Union of European Football Associations                         | 305     | 0   | 311   | 0   | 616           | 0          | 0%    |
| Australian Sports Anti-Doping Authority                         | 193     | 0   | 391   | 0   | 584           | 0          | 0%    |
| Antidoping Switzerland  | 174     | 1   | 399   | 1   | 573           | 2          | 0.3%  |
| International Ski Federation                                    | 261     | 0   | 293   | 0   | 554           | 0          | 0%    |
| Canadian Centre for Ethics in Sport                             | 239     | 0   | 281   | 0   | 520           | 0          | 0%    |
| World Triathlon Corporation                                     | 248     | 0   | 169   | 0   | 417           | 0          | 0%    |
| South African Institute for Drug-Free Sport                     | 277     | 0   | 81    | 0   | 358           | 0          | 0%    |
| Autoridade Antidopagem de Portugal                              | 6       | 0   | 278   | 1   | 284           | 1          | 0.4%  |
| World Anti-Doping Agency  | -       | -   | 262   | 0   | 262           | 0          | 0%    |
| Irish Sports Council  | -       | -   | 203   | 0   | 203           | 0          | 0%    |
| French Community of Belgium NADO                                | 118     | 0   | 80    | 0   | 198           | 0          | 0%    |
| Cyprus Anti-Doping Authority                                    | 184     | 0   | 14    | 0   | 198           | 0          | 0%    |
| Italian Ministry of Health Department                           | 170     | 5   | 11    | 0   | 181           | 5          | 2.8%  |
| Fédération française de cyclisme <sup>2</sup>                   | 174     | 1   | 4     | 0   | 178           | 1          | 0.6%  |
| Deutscher Fussball Bund   | 177     | 0   | -     | -   | 177           | 0          | 0%    |
| Spain National Anti-Doping Agency <sup>3</sup>                  | 149     | 4   | 24    | 0   | 173           | 4          | 2.3%  |
| Fédération Internationale de Football Association               | 170     | 0   | 1     | 0   | 171           | 0          | 0%    |
| National Anti-Doping Agency Austria GmbH                        | 103     | 0   | 65    | 0   | 168           | 0          | 0%    |
| Poland Commission against Doping in Sports                      | 93      | 0   | 65    | 0   | 158           | 0          | 0%    |
| Fédération Internationale de Natation                           | 114     | 0   | 30    | 0   | 144           | 0          | 0%    |
| International Triathlon Union                                   | 95      | 0   | 48    | 0   | 143           | 0          | 0%    |
| National Anti Doping Agency -India                              | 119     | 0   | 10    | 0   | 129           | 0          | 0%    |
| International Tennis Federation                                 | 112     | 0   | 11    | 0   | 123           | 0          | 0%    |
| Anti-Doping Norway  | 22      | 0   | 99    | 0   | 121           | 0          | 0%    |
| Romanian National Anti-Doping Agency                            | 58      | 0   | 57    | 1   | 115           | 1          | 0.9%  |
| Swedish Sports Confederation Anti-Doping Group                  | 56      | 0   | 47    | 0   | 103           | 0          | 0%    |
| Finnish Anti-Doping Agency                                      | 19      | 0   | 83    | 0   | 102           | 0          | 0%    |
| GV Gobierno Vasco   | 95      | 2   | 4     | 0   | 99            | 2          | 2.0%  |
| Chile National Anti-Doping Commission                           | 75      | 4   | 10    | 0   | 85            | 4          | 4.7%  |
| International Skating Union                                     | 58      | 0   | 26    | 0   | 84            | 0          | 0%    |
| Drug Free Sport New Zealand                                     | 8       | 0   | 73    | 0   | 81            | 0          | 0%    |
| Turkish NOC Anti-Doping Commission                              | 57      | 0   | 24    | 0   | 81            | 0          | 0%    |
| Colombian NADO <sup>4</sup>                                     | 56      | 4   | 21    | 0   | 77            | 4          | 5.2%  |
| Deutsche Triathlon Union  | 77      | 0   | 0     | 0   | 77            | 0          | 0%    |
| International Rugby Board                                       | 28      | 0   | 48    | 0   | 76            | 0          | 0%    |
| International Rowing Federation                                 | 2       | 0   | 67    | 0   | 69            | 0          | 0%    |
| Fédération Française de Athlétisme                              | 61      | 0   | 8     | 0   | 69            | 0          | 0%    |
| Japan Anti-Doping Agency  | 27      | 0   | 38    | 0   | 65            | 0          | 0%    |
| Czech Anti-Doping Committee                                     | 55      | 0   | 8     | 0   | 63            | 0          | 0%    |
| International Paralympic Committee                              | 30      | 1   | 31    | 0   | 61            | 1          | 1.6%  |
| Anti Doping Denmark   | 19      | 0   | 40    | 0   | 59            | 0          | 0%    |

Table 13: EPO Tests Conducted per Testing Authority - continued

| Testing Authority   | IC      |     | Urine       |     | Total Samples | Total AAFs | % AAF |
|---|---------|-----|-------------|-----|---------------|------------|-------|
|   | Samples | AAF | OOB Samples | AAF |               |            |       |
| Chinese Taipei Anti-Doping Agency                         | 45      | 0   | 7           | 0   | 52            | 0          | 0%    |
| Luxembourg NADO   | 38      | 0   | 13          | 0   | 51            | 0          | 0%    |
| Spanish Cycling Federation                                | 19      | 0   | 29          | 0   | 48            | 0          | 0%    |
| Ligue Europeenne de Natation                              | 48      | 2   | -           | -   | 48            | 2          | 4.2%  |
| International Committee of Mediterranean Games            | 46      | 0   | -           | -   | 46            | 0          | 0%    |
| European Athletics Association                            | 44      | 1   | -           | -   | 44            | 1          | 2.3%  |
| South American Football Confederation                     | 43      | 0   | -           | -   | 43            | 0          | 0%    |
| Anti-Doping Uruguay                                       | 40      | 0   | 2           | 0   | 42            | 0          | 0%    |
| International Canoe Federation                            | 40      | 0   | 1           | 0   | 41            | 0          | 0%    |
| International World Games Association                     | 40      | 0   | -           | -   | 40            | 0          | 0%    |
| Fédération française de triathlon                         | 35      | 0   | 1           | 0   | 36            | 0          | 0%    |
| Bahamas Anti-Doping Commission                            | 35      | 0   | -           | -   | 35            | 0          | 0%    |
| Asociación de Clubes de Traineras                         | -       | -   | 34          | 0   | 34            | 0          | 0%    |
| Africa Regional Anti-Doping Organization Zone V           | 26      | 0   | 8           | 0   | 34            | 0          | 0%    |
| Bund Deutscher Radfahrer                                  | 34      | 0   | -           | -   | 34            | 0          | 0%    |
| Spanish Athletics Federation                              | 17      | 0   | 15          | 0   | 32            | 0          | 0%    |
| Guatemala NADO  | 32      | 0   | -           | -   | 32            | 0          | 0%    |
| Spanish Federation Canoe/Kayak                            | 17      | 0   | 9           | 0   | 26            | 0          | 0%    |
| Organisation Deportiva Bolivariana                        | 26      | 0   | -           | -   | 26            | 0          | 0%    |
| International University Sport Federation                 | 24      | 0   | -           | -   | 24            | 0          | 0%    |
| Slovenian Antidoping Organization                         | 8       | 0   | 16          | 0   | 24            | 0          | 0%    |
| Qatar National Antidoping Committee                       | 21      | 0   | 2           | 0   | 23            | 0          | 0%    |
| Italian Athletics Federation                              | 22      | 0   | -           | -   | 22            | 0          | 0%    |
| Union Française des Œuvres Laïques d'Éducation Physique   | 22      | 0   | -           | -   | 22            | 0          | 0%    |
| Korean Anti-Doping Agency                                 | 10      | 0   | 11          | 0   | 21            | 0          | 0%    |
| Kenya Athletics Federation                                | 21      | 0   | -           | -   | 21            | 0          | 0%    |
| Fédération française de la montagne et de l'escalade      | 16      | 0   | 1           | 0   | 17            | 0          | 0%    |
| Deutscher Behindertensportverband                         | 17      | 0   | -           | -   | 17            | 0          | 0%    |
| Brazilian Cycling Confederation                           | 16      | 0   | -           | -   | 16            | 0          | 0%    |
| World Underwater Federation                               | 5       | 0   | 11          | 0   | 16            | 0          | 0%    |
| Spanish Triathlon Federation                              | 8       | 0   | 8           | 0   | 16            | 0          | 0%    |
| Six Nations Rugby Limited                                 | 16      | 0   | -           | -   | 16            | 0          | 0%    |
| Deutscher Schwimmverband                                  | 16      | 0   | -           | -   | 16            | 0          | 0%    |
| Olympic Council of Asia                                   | 16      | 0   | -           | -   | 16            | 0          | 0%    |
| SportAccord Event Organiser                               | 16      | 0   | -           | -   | 16            | 0          | 0%    |
| Fédération française de ski                               | 9       | 0   | 6           | 0   | 15            | 0          | 0%    |
| Deutscher Leichtathletik-Verband                          | 15      | 0   | -           | -   | 15            | 0          | 0%    |
| Deutscher Kanu-Verband                                    | 15      | 0   | -           | -   | 15            | 0          | 0%    |
| Spanish Football Federation                               | 2       | 0   | 12          | 0   | 14            | 0          | 0%    |
| New Caledonia NADO  | 13      | 0   | -           | -   | 13            | 0          | 0%    |
| Venezuela NADO  | 13      | 0   | -           | -   | 13            | 0          | 0%    |
| Fédération des Clubs Sportif et Artistiques de la défense | 12      | 0   | -           | -   | 12            | 0          | 0%    |
| Hong Kong Anti-Doping Committee                           | 1       | 0   | 11          | 0   | 12            | 0          | 0%    |
| Angola Athletics Federation                               | 11      | 0   | -           | -   | 11            | 0          | 0%    |
| Comité International des Jeux de la Francophonie          | 11      | 0   | -           | -   | 11            | 0          | 0%    |
| South American Sports Organization                        | 11      | 0   | -           | -   | 11            | 0          | 0%    |
| Belarus National Anti-Doping Agency                       | 10      | 0   | -           | -   | 10            | 0          | 0%    |
| Cuba National Anti-Doping Agency                          | -       | -   | 10          | 0   | 10            | 0          | 0%    |
| Federacion Dominicana de Medicina del Deporte             | 10      | 0   | -           | -   | 10            | 0          | 0%    |
| Fench Swimming Federation                                 | 8       | 0   | -           | -   | 8             | 0          | 0%    |
| International Ice Hockey Federation                       | -       | -   | 7           | 0   | 7             | 0          | 0%    |
| Andorra National Anti-Doping Commission                   | 3       | 0   | 3           | 0   | 6             | 0          | 0%    |
| Rowing Federation of Spain                                | -       | -   | 6           | 0   | 6             | 0          | 0%    |

Table 13: EPO Tests Conducted per Testing Authority - continued

**2013 Anti-Doping Testing Figures**  
*Samples Analyzed and Reported by Accredited Laboratories in ADAMS*

| Testing Authority                                | Urine        |           |              |           |               |            | % AAF       |
|--|--------------|-----------|--------------|-----------|---------------|------------|-------------|
|  | IC Samples   | AAF       | OOB Samples  | AAF       | Total Samples | Total AAFs |             |
| Fédération française de tennis                   | -            | -         | 6            | 0         | 6             | 0          | 0%          |
| Deutsche Eisschnellauf Gemeinschaft              | -            | -         | 6            | 0         | 6             | 0          | 0%          |
| International Surfing Association                | 6            | 0         | -            | -         | 6             | 0          | 0%          |
| Argentina National Anti-Doping Agency            | 5            | 0         | -            | -         | 5             | 0          | 0%          |
| Croatian Institute for Toxicology and Antidoping | 5            | 0         | -            | -         | 5             | 0          | 0%          |
| Estonian Anti-Doping Agency                      | 1            | 0         | 4            | 0         | 5             | 0          | 0%          |
| Lithuanian Anti-Doping Agency                    | -            | -         | 5            | 0         | 5             | 0          | 0%          |
| National Anti Doping Agency Belize               | 5            | 0         | -            | -         | 5             | 0          | 0%          |
| Australian Cycling Federation                    | 5            | 0         | -            | -         | 5             | 0          | 0%          |
| NADO Algérienne                                  | 4            | 0         | -            | -         | 4             | 0          | 0%          |
| Brazilian Football Confederation                 | 4            | 0         | -            | -         | 4             | 0          | 0%          |
| Badminton World Federation                       | -            | -         | 4            | 0         | 4             | 0          | 0%          |
| Federation Francaise de Rugby                    | 4            | 0         | -            | -         | 4             | 0          | 0%          |
| Fédération Internationale d'Escrime              | -            | -         | 4            | 0         | 4             | 0          | 0%          |
| International Roller Sports Federation           | 4            | 0         | -            | -         | 4             | 0          | 0%          |
| Magyar Antidopping Csoport - HUNADO              | -            | -         | 4            | 0         | 4             | 0          | 0%          |
| International Sailing Federation                 | -            | -         | 4            | 0         | 4             | 0          | 0%          |
| South American Sports Drug Agency                | 4            | 0         | -            | -         | 4             | 0          | 0%          |
| Suriname National Olympic Committee              | 4            | 0         | -            | -         | 4             | 0          | 0%          |
| Italian Paralympic Committee                     | -            | -         | 3            | 0         | 3             | 0          | 0%          |
| Fédération française de football                 | 3            | 0         | -            | -         | 3             | 0          | 0%          |
| Jamaica Anti-Doping Commission                   | 3            | 0         | -            | -         | 3             | 0          | 0%          |
| Olympic Committee – Puerto Rico                  | 3            | 0         | -            | -         | 3             | 0          | 0%          |
| Agence Française de Lutte contre le Dopage       | -            | -         | 2            | 0         | 2             | 0          | 0%          |
| Confederação Brasileira de Atletismo             | 2            | 0         | -            | -         | 2             | 0          | 0%          |
| Bermuda Sport Anti Doping Authority              | -            | -         | 2            | 0         | 2             | 0          | 0%          |
| Real Federación Española de Tiro Olímpico        | -            | -         | 2            | 0         | 2             | 0          | 0%          |
| Fédération française de basket-ball              | -            | -         | 2            | 0         | 2             | 0          | 0%          |
| International Committee of Sports for the Deaf   | 2            | 0         | -            | -         | 2             | 0          | 0%          |
| International Ski Mountaineering Federation      | -            | -         | 2            | 0         | 2             | 0          | 0%          |
| Mauritius Amateur Athletics Federation           | 2            | 0         | -            | -         | 2             | 0          | 0%          |
| Puerto Rico Anti-Doping Organization             | 2            | 0         | -            | -         | 2             | 0          | 0%          |
| Union Internationale de Pentathlon Moderne       | 2            | 0         | -            | -         | 2             | 0          | 0%          |
| Comité Monegasque Antidopage                     | -            | -         | 1            | 0         | 1             | 0          | 0%          |
| Danish Athletics Federation                      | 1            | 0         | -            | -         | 1             | 0          | 0%          |
| Spain Swimming Federation                        | 1            | 0         | -            | -         | 1             | 0          | 0%          |
| International Bobsleigh and Skeleton Federation  | -            | -         | 1            | 0         | 1             | 0          | 0%          |
| International Gymnastics Federation              | -            | -         | 1            | 0         | 1             | 0          | 0%          |
| Fédération française de handball                 | -            | -         | 1            | 0         | 1             | 0          | 0%          |
| French Rowing Federation                         | -            | -         | 1            | 0         | 1             | 0          | 0%          |
| Fédération française des sports de glace         | -            | -         | 1            | 0         | 1             | 0          | 0%          |
| Hong Kong Triathlon Association                  | -            | -         | 1            | 0         | 1             | 0          | 0%          |
| International Racquetball Federation             | -            | -         | 1            | 0         | 1             | 0          | 0%          |
| World Curling Federation                         | -            | -         | 1            | 0         | 1             | 0          | 0%          |
| World Squash Federation                          | -            | -         | 1            | 0         | 1             | 0          | 0%          |
| <b>Total</b>                                     | <b>12661</b> | <b>44</b> | <b>12962</b> | <b>16</b> | <b>25623</b>  | <b>60</b>  | <b>0.2%</b> |

<sup>1</sup> One additional Out-of-Competition EPO AAF reported in blood

<sup>2</sup> One additional In-Competition EPO AAF reported in blood

<sup>3</sup> One additional In-Competition EPO AAF reported in blood

<sup>4</sup> One additional In-Competition EPO AAF reported in blood



Table 14: hGH Tests Conducted per Testing Authority

| Testing Authority                                  | IC      |     | Blood       |     | Total Samples | Total AAFs | % AAF |
|--|---------|-----|-------------|-----|---------------|------------|-------|
|  | Samples | AAF | OOC Samples | AAF |               |            |       |
| United States Anti-Doping Agency                   | 21      | 0   | 425         | 0   | 446           | 0          | 0%    |
| UK Anti-Doping                                     | 57      | 0   | 159         | 0   | 216           | 0          | 0%    |
| National Anti Doping Agency -India                 | 42      | 0   | 126         | 0   | 168           | 0          | 0%    |
| International Tennis Federation                    | 70      | 0   | 69          | 0   | 139           | 0          | 0%    |
| Romanian National Anti-Doping Agency               | 30      | 0   | 106         | 0   | 136           | 0          | 0%    |
| Australian Sports Anti-Doping Authority            | 6       | 0   | 128         | 0   | 134           | 0          | 0%    |
| German National Anti-Doping Agency                 | -       | -   | 134         | 0   | 134           | 0          | 0%    |
| Chinese Anti-Doping Agency                         | 2       | 0   | 111         | 0   | 113           | 0          | 0%    |
| Comitato Olimpico Nazionale Italiano               | -       | -   | 110         | 0   | 110           | 0          | 0%    |
| International Cycling Union                        | 83      | 0   | 14          | 0   | 97            | 0          | 0%    |
| Cuba National Anti-Doping Agency                   | -       | -   | 89          | 0   | 89            | 0          | 0%    |
| World Anti-Doping Agency                           | -       | -   | 88          | 0   | 88            | 0          | 0%    |
| International Ski Federation                       | -       | -   | 86          | 0   | 86            | 0          | 0%    |
| Magyar Antidopping Csoport - HUNADO                | -       | -   | 71          | 0   | 71            | 0          | 0%    |
| Venezuela NADO                                     | -       | -   | 52          | 0   | 52            | 0          | 0%    |
| Autoridade Antidopagem de Portugal                 | -       | -   | 50          | 0   | 50            | 0          | 0%    |
| Swedish Sports Confederation Anti-Doping Group     | 11      | 0   | 36          | 0   | 47            | 0          | 0%    |
| Federation Francaise de Rugby                      | 28      | 0   | 16          | 0   | 44            | 0          | 0%    |
| Antidoping Switzerland                             | 6       | 0   | 35          | 0   | 41            | 0          | 0%    |
| World Triathlon Corporation                        | -       | -   | 39          | 0   | 39            | 0          | 0%    |
| Fédération française de cyclisme                   | 30      | 0   | 6           | 0   | 36            | 0          | 0%    |
| Fédération française de football                   | 16      | 0   | 19          | 0   | 35            | 0          | 0%    |
| Russian National Anti-Doping Organization          | 34      | 0   | -           | -   | 34            | 0          | 0%    |
| Czech Anti-Doping Committee                        | -       | -   | 33          | 0   | 33            | 0          | 0%    |
| Finnish Anti-Doping Agency                         | -       | -   | 27          | 0   | 27            | 0          | 0%    |
| International Volleyball Federation                | -       | -   | 26          | 0   | 26            | 0          | 0%    |
| International University Sport Federation          | 23      | 0   | -           | -   | 23            | 0          | 0%    |
| Fédération Française de Athlétisme                 | 21      | 0   | 2           | 0   | 23            | 0          | 0%    |
| Fédération française de basket-ball                | 7       | 0   | 16          | 0   | 23            | 0          | 0%    |
| Canadian Centre for Ethics in Sport                | -       | -   | 22          | 0   | 22            | 0          | 0%    |
| International Baseball Federation                  | 15      | 0   | 3           | 0   | 18            | 0          | 0%    |
| International Rugby Board                          | -       | -   | 18          | 0   | 18            | 0          | 0%    |
| Drug Free Sport New Zealand                        | -       | -   | 13          | 0   | 13            | 0          | 0%    |
| Poland Commission against Doping in Sports         | -       | -   | 13          | 0   | 13            | 0          | 0%    |
| Fédération Internationale de Football Association  | -       | -   | 12          | 0   | 12            | 0          | 0%    |
| Hong Kong Anti-Doping Committee                    | -       | -   | 10          | 0   | 10            | 0          | 0%    |
| International Paralympic Committee                 | 4       | 0   | 6           | 0   | 10            | 0          | 0%    |
| Union of European Football Associations            | -       | -   | 10          | 0   | 10            | 0          | 0%    |
| Federation Française de boxe Française             | -       | -   | 8           | 0   | 8             | 0          | 0%    |
| International Association of Athletics Federations | 1       | 0   | 7           | 0   | 8             | 0          | 0%    |
| International Skating Union                        | -       | -   | 8           | 0   | 8             | 0          | 0%    |
| International Canoe Federation                     | -       | -   | 7           | 0   | 7             | 0          | 0%    |
| Spanish Athletics Federation                       | -       | -   | 6           | 0   | 6             | 0          | 0%    |
| International Triathlon Union                      | -       | -   | 6           | 0   | 6             | 0          | 0%    |
| National Anti-Doping Agency Austria GmbH           | -       | -   | 6           | 0   | 6             | 0          | 0%    |
| Anti-Doping Norway                                 | -       | -   | 5           | 0   | 5             | 0          | 0%    |
| Luxembourg NADO                                    | -       | -   | 5           | 0   | 5             | 0          | 0%    |



Table 14: hGH Tests Conducted per Testing Authority

| Testing Authority   | IC         |          | OOC         |          | Blood         |            | % AAF       |
|---|------------|----------|-------------|----------|---------------|------------|-------------|
|   | Samples    | AAF      | Samples     | AAF      | Total Samples | Total AAFs |             |
| Fédération française de hockey sur glace  | -          | -        | 5           | 0        | 5             | 0          | 0%          |
| Federation Française de rugby à XIII  | -          | -        | 5           | 0        | 5             | 0          | 0%          |
| International Weightlifting Federation  | -          | -        | 5           | 0        | 5             | 0          | 0%          |
| South African Institute for Drug-Free Sport                                     | -          | -        | 5           | 0        | 5             | 0          | 0%          |
| Bund Deutscher Berufsboxer e.V  | -          | -        | 4           | 0        | 4             | 0          | 0%          |
| Spanish Triathlon Federation  | -          | -        | 4           | 0        | 4             | 0          | 0%          |
| Irish Sports Council  | -          | 0        | 4           | 0        | 4             | 0          | 0%          |
| Fédération française de handball  | -          | -        | 3           | 0        | 3             | 0          | 0%          |
| Fédération française de volley-ball   | -          | -        | 3           | 0        | 3             | 0          | 0%          |
| International Biathlon Union  | -          | -        | 3           | 0        | 3             | 0          | 0%          |
| International Ice Hockey Federation   | -          | -        | 2           | 0        | 2             | 0          | 0%          |
| Union Française des Œuvres Laïques d'Éducation Physique                         | 2          | 0        | -           | -        | 2             | 0          | 0%          |
| Anti Doping Authority the Netherlands   | -          | -        | 1           | 0        | 1             | 0          | 0%          |
| Spanish Federation Canoe/Kayak  | -          | -        | 1           | 0        | 1             | 0          | 0%          |
| Federation Francaise d'Halterophilie Musculation Force Athletique et Culturisme | -          | -        | 1           | 0        | 1             | 0          | 0%          |
| International Bobsleigh and Skeleton Federation                                 | -          | -        | 1           | 0        | 1             | 0          | 0%          |
| Fédération Internationale de Natation   | -          | -        | 1           | 0        | 1             | 0          | 0%          |
| Deutsche Triathlon Union  | -          | -        | 1           | 0        | 1             | 0          | 0%          |
| International Federation of Sports Climbing                                     | -          | -        | 1           | 0        | 1             | 0          | 0%          |
| International Sailing Federation  | -          | -        | 1           | 0        | 1             | 0          | 0%          |
|   | <b>509</b> | <b>0</b> | <b>2289</b> | <b>0</b> | <b>2798</b>   | <b>0</b>   | <b>0.0%</b> |

**Table 15: HBT Tests Conducted per Testing Authority**

| Testing Authority                          | IC         |          | Blood<br>OOC |          | Total      | Total    | %           |
|--|------------|----------|--------------|----------|------------|----------|-------------|
|  | Samples    | AAF      | Samples      | AAF      | Samples    | AAFs     | AAF         |
| Comitato Olimpico Nazionale Italiano       | 191        | 0        | 1            | 0        | 192        | 0        | 0%          |
| Irish Sports Council                       | -          | -        | 130          | 0        | 130        | 0        | 0%          |
| Russian National Anti-Doping Organization  | 102        | 0        | 20           | 0        | 122        | 0        | 0%          |
| International Tennis Federation            | 1          | 0        | 107          | 0        | 108        | 0        | 0%          |
| Canadian Centre for Ethics in Sport        | 15         | 0        | 26           | 0        | 41         | 0        | 0%          |
| German National Anti-Doping Agency         | -          | -        | 34           | 0        | 34         | 0        | 0%          |
| National Anti Doping Agency -India         | -          | -        | 33           | 0        | 33         | 0        | 0%          |
| International Cycling Union                | 32         | 0        | -            | -        | 32         | 0        | 0%          |
| Fédération Internationale de Natation      | 18         | 0        | -            | -        | 18         | 0        | 0%          |
| International Ski Federation               | 16         | 0        | -            | -        | 16         | 0        | 0%          |
| Antidoping Switzerland                     | -          | -        | 14           | 0        | 14         | 0        | 0%          |
| International Biathlon Union               | -          | -        | 13           | 0        | 13         | 0        | 0%          |
| Anti Doping Authority the Netherlands      | -          | -        | 7            | 0        | 7          | 0        | 0%          |
| International Triathlon Union              | 6          | 0        | -            | -        | 6          | 0        | 0%          |
| Poland Commission against Doping in Sports | 4          | 0        | 2            | 0        | 6          | 0        | 0%          |
| UK Anti-Doping                             | 6          | 0        | -            | -        | 6          | 0        | 0%          |
| International University Sport Federation  | 5          | 0        | -            | -        | 5          | 0        | 0%          |
| International Skating Union                | 2          | 0        | -            | -        | 2          | 0        | 0%          |
| Luxembourg NADO                            | -          | -        | 1            | 0        | 1          | 0        | 0%          |
| <b>Total</b>                               | <b>398</b> | <b>0</b> | <b>388</b>   | <b>0</b> | <b>786</b> | <b>0</b> | <b>0.0%</b> |

**Table 16: HBOCS Tests Conducted per Testing Authority**

| Testing Authority                                  | IC         |          | Blood<br>OOC |          | Total       | Total    | %           |
|--|------------|----------|--------------|----------|-------------|----------|-------------|
|  | Samples    | AAF      | Samples      | AAF      | Samples     | AAFs     | AAF         |
| International Tennis Federation                    | 137        | 0        | 133          | 0        | 270         | 0        | 0%          |
| National Anti Doping Agency -India                 | 42         | 0        | 159          | 0        | 201         | 0        | 0%          |
| Australian Sports Anti-Doping Authority            | 6          | 0        | 142          | 0        | 148         | 0        | 0%          |
| Irish Sports Council                               | -          | -        | 133          | 0        | 133         | 0        | 0%          |
| Fédération Internationale de Natation              | 97         | 0        | -            | -        | 97          | 0        | 0%          |
| World Anti-Doping Agency                           | -          | -        | 95           | 0        | 95          | 0        | 0%          |
| Comitato Olimpico Nazionale Italiano               | 44         | 0        | 1            | 0        | 45          | 0        | 0%          |
| Japan Anti-Doping Agency                           | -          | -        | 33           | 0        | 33          | 0        | 0%          |
| Antidoping Switzerland                             | -          | -        | 31           | 0        | 31          | 0        | 0%          |
| International Cycling Union                        | 21         | 0        | -            | -        | 21          | 0        | 0%          |
| International Triathlon Union                      | 18         | 0        | -            | -        | 18          | 0        | 0%          |
| Poland Commission against Doping in Sports         | -          | -        | 13           | 0        | 13          | 0        | 0%          |
| Drug Free Sport New Zealand                        | -          | -        | 11           | 0        | 11          | 0        | 0%          |
| Asociación de Clubes de Traineras                  | 8          | 0        | -            | -        | 8           | 0        | 0%          |
| Comité International des Jeux de la Francophonie   | 8          | 0        | -            | -        | 8           | 0        | 0%          |
| International Canoe Federation                     | 6          | 0        | -            | -        | 6           | 0        | 0%          |
| International Skating Union                        | -          | -        | 6            | 0        | 6           | 0        | 0%          |
| UK Anti-Doping                                     | 6          | 0        | -            | -        | 6           | 0        | 0%          |
| World Triathlon Corporation                        | -          | -        | 6            | 0        | 6           | 0        | 0%          |
| International University Sport Federation          | 5          | 0        | -            | -        | 5           | 0        | 0%          |
| International Association of Athletics Federations | -          | -        | 5            | 0        | 5           | 0        | 0%          |
| Bund Deutscher Berufsboxer e.V                     | -          | -        | 4            | 0        | 4           | 0        | 0%          |
| German National Anti-Doping Agency                 | -          | -        | 4            | 0        | 4           | 0        | 0%          |
| Anti Doping Authority the Netherlands              | -          | -        | 3            | 0        | 3           | 0        | 0%          |
| International Ice Hockey Federation                | -          | -        | 2            | 0        | 2           | 0        | 0%          |
| Canadian Centre for Ethics in Sport                | -          | -        | 1            | 0        | 1           | 0        | 0%          |
| International Bobsleigh and Skeleton Federation    | -          | -        | 1            | 0        | 1           | 0        | 0%          |
| <b>Total</b>                                       | <b>398</b> | <b>0</b> | <b>783</b>   | <b>0</b> | <b>1181</b> | <b>0</b> | <b>0.0%</b> |

**Table 17: Olympic Sport - Aquatics**

| Testing Authority (TA)                                    | Urine   |    |     |      |         |    | Blood |     |         |    |     |     | Total   |      |      |
|---|---------|----|-----|------|---------|----|-------|-----|---------|----|-----|-----|---------|------|------|
|   | Samples | IC | ATF | AAF  | Samples | IC | ATF   | AAF | Samples | IC | ATF | AAF | Samples | %    |      |
| Chinese Anti-Doping Agency                                | 608     | -  | 1   | 1369 | -       | 3  | 2     | -   | -       | -  | -   | 44  | -       | 2023 | 17%  |
| Fédération Internationale de Natation                     | 901     | -  | 10  | 553  | 2       | 2  | 117   | -   | -       | 2  | -   | -   | -       | 1573 | 14%  |
| Russian National Anti-Doping Organization                 | 391     | 3  | 9   | 485  | 19      | 1  | 29    | -   | -       | -  | -   | -   | -       | 905  | 8%   |
| United States Anti-Doping Agency                          | 383     | 1  | 2   | 294  | 3       | -  | -     | -   | -       | 5  | -   | -   | -       | 682  | 6%   |
| Australian Sports Anti-Doping Authority                   | 196     | 1  | 3   | 322  | 3       | -  | 2     | -   | -       | 6  | -   | -   | -       | 526  | 5%   |
| Japan Anti-Doping Agency                                  | 160     | -  | -   | 306  | -       | -  | -     | -   | -       | 6  | -   | -   | -       | 472  | 4%   |
| German National Anti-Doping Agency                        | 8       | -  | -   | 296  | -       | -  | -     | -   | -       | 7  | -   | -   | -       | 311  | 3%   |
| Comitato Olimpico Nazionale Italiano                      | 270     | 1  | -   | 29   | -       | -  | -     | -   | -       | 2  | -   | -   | -       | 301  | 3%   |
| Fench Swimming Federation                                 | 171     | -  | 7   | 29   | -       | -  | -     | -   | -       | 2  | -   | -   | -       | 202  | 2%   |
| Anti Doping Authority the Netherlands                     | 95      | 1  | 1   | 105  | -       | -  | -     | -   | -       | 1  | -   | -   | -       | 201  | 2%   |
| Kazakhstan National Anti-Doping Centre                    | 16      | -  | 1   | 172  | 3       | -  | -     | -   | -       | -  | -   | -   | -       | 188  | 2%   |
| Deutscher Schwimmverband                                  | 171     | -  | 1   | -    | -       | -  | -     | -   | -       | -  | -   | -   | -       | 171  | 1%   |
| Poland Commission against Doping in Sports                | 136     | -  | 3   | 15   | -       | -  | -     | -   | -       | -  | -   | -   | -       | 151  | 1%   |
| Turkish NOC Anti-Doping Commission                        | 148     | 1  | 2   | -    | -       | -  | -     | -   | -       | -  | -   | -   | -       | 148  | 1%   |
| Korean Anti-Doping Agency                                 | 35      | -  | -   | 109  | 1       | -  | -     | -   | -       | -  | -   | -   | -       | 144  | 1%   |
| National Anti Doping Agency -India                        | 106     | -  | 2   | 33   | -       | -  | -     | -   | -       | 3  | -   | -   | -       | 142  | 1%   |
| Ligue Europeenne de Natation                              | 141     | 2  | 9   | -    | -       | -  | -     | -   | -       | -  | -   | -   | -       | 141  | 1%   |
| Olympic Council of Asia                                   | 135     | -  | 2   | -    | -       | -  | -     | -   | -       | -  | -   | -   | -       | 135  | 1%   |
| Canadian Centre for Ethics in Sport                       | 61      | -  | 1   | 62   | -       | 1  | -     | -   | -       | 2  | -   | -   | -       | 125  | 1%   |
| Swedish Sports Confederation Anti-Doping Group            | 53      | -  | -   | 66   | 3       | 1  | 1     | -   | -       | -  | -   | -   | -       | 120  | 1%   |
| Romanian National Anti-Doping Agency                      | 83      | -  | 2   | 28   | -       | -  | 5     | -   | -       | -  | -   | -   | -       | 116  | 1%   |
| Brazilian Aquatics Confederation                          | 117     | 1  | 1   | -    | -       | -  | -     | -   | -       | -  | -   | -   | -       | 117  | 1%   |
| Croatian Institute for Toxicology and Antidoping          | 42      | -  | 1   | 70   | 1       | -  | -     | -   | -       | -  | -   | -   | -       | 112  | 1%   |
| Hong Kong Amateur Swimming Association (HKASA)            | 99      | 1  | 1   | -    | -       | -  | -     | -   | -       | -  | -   | -   | -       | 99   | 1%   |
| Czech Anti-Doping Committee                               | 76      | -  | -   | 18   | -       | -  | -     | -   | -       | 4  | -   | -   | -       | 98   | 1%   |
| Italian Ministry of Health Department                     | 98      | 1  | 1   | -    | -       | -  | -     | -   | -       | -  | -   | -   | -       | 98   | 1%   |
| National Anti-Doping Agency Austria GmbH                  | 36      | -  | 1   | 62   | -       | -  | -     | -   | -       | -  | -   | -   | -       | 98   | 1%   |
| Sports Authority of Thailand                              | 26      | -  | -   | 70   | -       | -  | -     | -   | -       | -  | -   | -   | -       | 96   | 1%   |
| Magyar Antidopping Csoport - HUNADO                       | 25      | -  | -   | 58   | -       | -  | -     | -   | -       | 11 | -   | -   | -       | 94   | 1%   |
| Antidoping Switzerland                                    | 20      | -  | 1   | 69   | -       | -  | -     | -   | -       | 1  | -   | -   | -       | 90   | 1%   |
| Spain Swimming Federation                                 | 15      | -  | 2   | 71   | -       | -  | -     | -   | -       | -  | -   | -   | -       | 86   | 1%   |
| Finnish Anti-Doping Agency                                | 38      | -  | -   | 47   | 1       | -  | -     | -   | -       | -  | -   | -   | -       | 85   | 1%   |
| UK Anti-Doping  | 26      | -  | -   | 40   | -       | -  | 9     | -   | -       | 8  | -   | -   | -       | 83   | 1%   |
| East Asian Games Association                              | 79      | -  | -   | -    | -       | -  | -     | -   | -       | -  | -   | -   | -       | 79   | 1%   |
| Anti Doping Denmark                                       | 11      | 1  | 1   | 65   | 5       | 1  | -     | -   | -       | -  | -   | -   | -       | 76   | 1%   |
| South East Asian Games Federation                         | 75      | -  | -   | -    | -       | -  | -     | -   | -       | -  | -   | -   | -       | 75   | 1%   |
| South African Institute for Drug-Free Sport               | 74      | -  | 2   | -    | -       | -  | -     | -   | -       | -  | -   | -   | -       | 74   | 1%   |
| Colombian NADO  | 69      | -  | -   | -    | -       | -  | -     | -   | -       | -  | -   | -   | -       | 69   | 1%   |
| Venezuela NADO  | 56      | -  | -   | 9    | -       | -  | -     | -   | -       | 2  | -   | -   | -       | 67   | 1%   |
| Kazakhstan Swimming Federation                            | 47      | -  | -   | 19   | -       | -  | -     | -   | -       | -  | -   | -   | -       | 66   | 1%   |
| Autoridade Antidopagem de Portugal                        | 43      | -  | -   | 21   | -       | -  | -     | -   | -       | 1  | -   | -   | -       | 65   | 1%   |
| NADO Flanders   | 30      | -  | 1   | 32   | 1       | -  | -     | -   | -       | -  | -   | -   | -       | 62   | 1%   |
| Cuba National Anti-Doping Agency                          | -       | -  | -   | 48   | -       | -  | -     | -   | -       | 12 | -   | -   | -       | 60   | 1%   |
| Drug Free Sport New Zealand                               | 31      | -  | 1   | 24   | -       | -  | -     | -   | -       | 1  | -   | -   | -       | 56   | 0.5% |
| Irish Sports Council                                      | 13      | -  | -   | 19   | -       | -  | -     | -   | -       | 14 | -   | -   | -       | 46   | 0.4% |
| International Committee of Mediterranean Games            | 39      | -  | -   | -    | -       | -  | -     | -   | -       | -  | -   | -   | -       | 39   | 0.3% |
| Indonesian Anti-Doping Agency                             | 37      | -  | -   | -    | -       | -  | -     | -   | -       | -  | -   | -   | -       | 37   | 0.3% |
| Cyprus Anti-Doping Authority                              | 29      | -  | -   | 7    | -       | -  | -     | -   | -       | -  | -   | -   | -       | 36   | 0.3% |
| Luxembourg NADO   | 31      | -  | -   | 2    | -       | -  | -     | -   | -       | 2  | -   | -   | -       | 35   | 0.3% |
| Hong Kong Anti-Doping Committee                           | -       | -  | -   | 30   | -       | -  | -     | -   | -       | 5  | -   | -   | -       | 35   | 0.3% |
| Organización Deportiva Centroamericana y Caribeña         | 34      | -  | -   | -    | -       | -  | -     | -   | -       | -  | -   | -   | -       | 34   | 0.3% |
| Spain National Anti-Doping Agency                         | 32      | -  | 2   | -    | -       | -  | -     | -   | -       | -  | -   | -   | -       | 32   | 0.3% |
| Anti-Doping Singapore                                     | -       | -  | -   | 31   | -       | -  | -     | -   | -       | -  | -   | -   | -       | 31   | 0.3% |
| Brazilian Paralympic Committee                            | 27      | -  | -   | -    | -       | -  | -     | -   | -       | -  | -   | -   | -       | 27   | 0.2% |
| Anti-Doping Norway  | 17      | 1  | -   | 9    | -       | -  | -     | -   | -       | -  | -   | -   | -       | 26   | 0.2% |
| Anti-Doping Centre Bulgaria                               | 12      | -  | 1   | 14   | -       | -  | -     | -   | -       | -  | -   | -   | -       | 26   | 0.2% |
| Anti-Doping Agency of Serbia                              | 24      | -  | -   | 1    | -       | -  | -     | -   | -       | -  | -   | -   | -       | 25   | 0.2% |
| Hellenic National Council for Combatting Doping           | 22      | -  | -   | 2    | -       | -  | -     | -   | -       | -  | -   | -   | -       | 24   | 0.2% |
| Organisation Deportiva Bolivariana                        | 24      | -  | 1   | -    | -       | -  | -     | -   | -       | -  | -   | -   | -       | 24   | 0.2% |
| Saudi Arabian Antidoping Committee                        | 22      | -  | 1   | -    | -       | -  | -     | -   | -       | -  | -   | -   | -       | 22   | 0.2% |
| Israeli NADO  | 14      | 1  | -   | 7    | -       | -  | -     | -   | -       | -  | -   | -   | -       | 21   | 0.2% |
| University Sport Board of Thailand                        | 21      | -  | -   | -    | -       | -  | -     | -   | -       | -  | -   | -   | -       | 21   | 0.2% |
| Italy Swimming Federation                                 | 20      | -  | -   | -    | -       | -  | -     | -   | -       | -  | -   | -   | -       | 20   | 0.2% |
| Jamaica Anti-Doping Commission                            | 18      | -  | -   | -    | -       | -  | -     | -   | -       | -  | -   | -   | -       | 18   | 0.2% |
| Chinese Taipei Anti-Doping Agency                         | 4       | -  | -   | 12   | -       | -  | -     | -   | -       | -  | -   | -   | -       | 16   | 0.1% |
| Jordan Anti-doping Organization                           | 6       | -  | -   | 9    | -       | -  | -     | -   | -       | -  | -   | -   | -       | 15   | 0.1% |
| Anti-Doping Commission of Malta                           | 15      | -  | -   | -    | -       | -  | -     | -   | -       | -  | -   | -   | -       | 15   | 0.1% |
| South American Sports Organization                        | 15      | -  | -   | -    | -       | -  | -     | -   | -       | -  | -   | -   | -       | 15   | 0.1% |
| World Anti-Doping Agency                                  | -       | -  | -   | 7    | -       | -  | -     | -   | -       | 7  | -   | -   | -       | 14   | 0.1% |
| Bahamas Anti-Doping Commission                            | 13      | -  | 1   | -    | -       | -  | -     | -   | -       | -  | -   | -   | -       | 13   | 0.1% |
| French Community of Belgium NADO                          | 6       | -  | -   | 7    | -       | -  | -     | -   | -       | -  | -   | -   | -       | 13   | 0.1% |
| Qatar National Antidoping Committee                       | -       | -  | -   | 13   | -       | -  | -     | -   | -       | -  | -   | -   | -       | 13   | 0.1% |
| Anti-Doping Agency of Malaysia                            | 10      | -  | -   | 2    | -       | -  | -     | -   | -       | -  | -   | -   | -       | 12   | 0.1% |
| Fédération des Clubs Sportif et Artistiques de la défense | 12      | -  | -   | -    | -       | -  | -     | -   | -       | -  | -   | -   | -       | 12   | 0.1% |
| Kuwait Anti-Doping Committee                              | 9       | -  | -   | 3    | -       | -  | -     | -   | -       | -  | -   | -   | -       | 12   | 0.1% |
| Anti-Doping Uruguay                                       | 10      | -  | -   | 2    | -       | -  | -     | -   | -       | -  | -   | -   | -       | 12   | 0.1% |
| Comité Monegasque Antidopage                              | 11      | 1  | -   | -    | -       | -  | -     | -   | -       | -  | -   | -   | -       | 11   | 0.1% |

**Table 17: Olympic Sport - Aquatics - continued**

| Testing Authority (TA)   | Urine   |     |     |         |     |     | Blood   |     |     |         |     |     | Total   |       |
|--|---------|-----|-----|---------|-----|-----|---------|-----|-----|---------|-----|-----|---------|-------|
|  | IC      | ATF |     | AAF     | IC  | ATF |         | AAF | IC  | ATF     |     | AAF | Samples | %     |
|  | Samples | ATF | AAF | Samples | ATF | AAF | Samples | ATF | AAF | Samples | ATF | AAF | Samples | %     |
| Mexico Swimming Federation                                     | -       | -   | -   | 11      | -   | -   | -       | -   | -   | -       | -   | -   | 11      | 0.1%  |
| Myanmar National Anti-Doping Organization                      | -       | -   | -   | 10      | -   | -   | -       | -   | -   | -       | -   | -   | 10      | 0.1%  |
| Slovenian Antidoping Organization                              | -       | -   | -   | 10      | -   | -   | -       | -   | -   | -       | -   | -   | 10      | 0.1%  |
| Georgian Anti-Doping Agency                                    | 6       | -   | -   | 3       | -   | -   | -       | -   | -   | -       | -   | -   | 9       | 0.1%  |
| Laos Anti Doping Commission                                    | 9       | -   | 1   | -       | -   | -   | -       | -   | -   | -       | -   | -   | 9       | 0.1%  |
| Asia Swimming Federation                                       | 8       | -   | -   | -       | -   | -   | -       | -   | -   | -       | -   | -   | 8       | 0.1%  |
| Comisión de Control y Seguimiento de la Salud y el Dopaje      | 7       | -   | -   | -       | -   | -   | -       | -   | -   | -       | -   | -   | 7       | 0.1%  |
| National Olympic and Sports Association of Iceland             | -       | -   | -   | 7       | -   | -   | -       | -   | -   | -       | -   | -   | 7       | 0.1%  |
| Central Asia RADO  | -       | -   | -   | 7       | -   | -   | -       | -   | -   | -       | -   | -   | 7       | 0.1%  |
| Slovak Anti-Doping Agency                                      | -       | -   | -   | 7       | -   | -   | -       | -   | -   | -       | -   | -   | 7       | 0.1%  |
| Costa Rica NADO  | -       | -   | -   | 6       | -   | -   | -       | -   | -   | -       | -   | -   | 6       | 0.1%  |
| GV Gobierno Vasco  | 6       | -   | -   | -       | -   | -   | -       | -   | -   | -       | -   | -   | 6       | 0.1%  |
| Bermuda Sport Anti Doping Authority                            | 2       | -   | -   | 3       | -   | -   | -       | -   | -   | -       | -   | -   | 5       | 0.0%  |
| Comision Nacional de Cultura Fisica y Deporte Mexico           | -       | -   | -   | 5       | -   | 2   | -       | -   | -   | -       | -   | -   | 5       | 0.04% |
| 2013 WMG Organizing Committee                                  | 5       | -   | -   | -       | -   | -   | -       | -   | -   | -       | -   | -   | 5       | 0.04% |
| Africa Zone VI   | -       | -   | -   | 4       | -   | -   | -       | -   | -   | -       | -   | -   | 4       | 0.03% |
| Anti-Doping department of State Sports Medicine Centre         | -       | -   | -   | 4       | -   | -   | -       | -   | -   | -       | -   | -   | 4       | 0.03% |
| Estonian Anti-Doping Agency                                    | 2       | -   | 1   | 1       | -   | -   | -       | -   | -   | -       | -   | -   | 3       | 0.03% |
| Eastern Europe RADO  | -       | -   | -   | 3       | -   | -   | -       | -   | -   | -       | -   | -   | 3       | 0.03% |
| Sri Lanka Anti Doping Agency                                   | 3       | -   | -   | -       | -   | -   | -       | -   | -   | -       | -   | -   | 3       | 0.03% |
| Suriname National Olympic Committee                            | 3       | -   | -   | -       | -   | -   | -       | -   | -   | -       | -   | -   | 3       | 0.03% |
| Agency for Anti-Doping Control of Bosnia and Herzegovina       | -       | -   | -   | 2       | -   | -   | -       | -   | -   | -       | -   | -   | 2       | 0.02% |
| Bahrain Anti-Doping Committee                                  | -       | -   | -   | 2       | -   | -   | -       | -   | -   | -       | -   | -   | 2       | 0.02% |
| Confédération Sportive Internationale Travailleiste et Amateur | 2       | -   | -   | -       | -   | -   | -       | -   | -   | -       | -   | -   | 2       | 0.02% |
| International University Sport Federation                      | -       | -   | -   | -       | -   | -   | 2       | -   | -   | -       | -   | -   | 2       | 0.02% |
| United Arab Emirates National Anti-doping Committee            | -       | -   | -   | 2       | -   | -   | -       | -   | -   | -       | -   | -   | 2       | 0.02% |
| West Asia RADO   | -       | -   | -   | 2       | -   | -   | -       | -   | -   | -       | -   | -   | 2       | 0.02% |
| Andorra National Anti-Doping Commission                        | -       | -   | -   | 1       | -   | -   | -       | -   | -   | -       | -   | -   | 1       | 0.01% |
| Caribbean Regional Anti-Doping Organization                    | -       | -   | -   | 1       | -   | -   | -       | -   | -   | -       | -   | -   | 1       | 0.01% |
| Libyan Olympic Committee                                       | -       | -   | -   | 1       | -   | -   | -       | -   | -   | -       | -   | -   | 1       | 0.01% |
| Guatemala NADO   | 1       | -   | -   | -       | -   | -   | -       | -   | -   | -       | -   | -   | 1       | 0.01% |
| Lithuanian Anti-Doping Agency                                  | -       | -   | -   | 1       | -   | -   | -       | -   | -   | -       | -   | -   | 1       | 0.01% |
| Portugal Swimming Federation                                   | 1       | -   | -   | -       | -   | -   | -       | -   | -   | -       | -   | -   | 1       | 0.01% |
| Comitato Permanente Antidoping                                 | -       | -   | -   | 1       | -   | -   | -       | -   | -   | -       | -   | -   | 1       | 0.01% |
|  | 6003    | 17  | 77  | 5267    | 42  | 11  | 167     | -   | -   | 148     | -   | -   | 11585   |       |

**Table 18: Olympic Sport - Archery**

| Testing Authority (TA)                               | Urine         |          |          |               |          |          | Blood         |          |          |               |          |          | Total      |      |
|--|---------------|----------|----------|---------------|----------|----------|---------------|----------|----------|---------------|----------|----------|------------|------|
|  | IC<br>Samples | ATF      | AAF      | IC<br>Samples | ATF      | AAF      | IC<br>Samples | ATF      | AAF      | IC<br>Samples | ATF      | AAF      | Samples    | %    |
| World Archery Federation                             | 147           | -        | -        | 48            | -        | -        | -             | -        | -        | -             | -        | -        | 195        | 22%  |
| Fédération française de tir à l'arc                  | 88            | -        | -        | 1             | -        | -        | -             | -        | -        | -             | -        | -        | 89         | 10%  |
| Chinese Anti-Doping Agency                           | 38            | -        | -        | 19            | -        | -        | -             | -        | -        | -             | -        | -        | 57         | 7%   |
| Japan Anti-Doping Agency                             | 45            | -        | -        | 8             | -        | -        | -             | -        | -        | -             | -        | -        | 53         | 6%   |
| National Anti Doping Agency -India                   | 31            | -        | -        | 9             | -        | -        | -             | -        | -        | 3             | -        | -        | 43         | 5%   |
| Sports Authority of Thailand                         | 16            | -        | -        | 16            | -        | -        | -             | -        | -        | -             | -        | -        | 32         | 4%   |
| Korean Anti-Doping Agency                            | 7             | -        | -        | 22            | -        | -        | -             | -        | -        | -             | -        | -        | 29         | 3%   |
| Russian National Anti-Doping Organization            | 28            | 1        | -        | -             | -        | -        | -             | -        | -        | -             | -        | -        | 28         | 3%   |
| Spanish federation of archery                        | 19            | -        | -        | 7             | -        | -        | -             | -        | -        | -             | -        | -        | 26         | 3%   |
| Archery Europe/Mediterranee                          | 22            | -        | -        | -             | -        | -        | -             | -        | -        | -             | -        | -        | 22         | 3%   |
| Anti Doping Authority the Netherlands                | 17            | 1        | 1        | -             | -        | -        | -             | -        | -        | -             | -        | -        | 17         | 2%   |
| Colombian NADO                                       | 17            | -        | -        | -             | -        | -        | -             | -        | -        | -             | -        | -        | 17         | 2%   |
| Comitato Olimpico Nazionale Italiano                 | 16            | -        | -        | -             | -        | -        | -             | -        | -        | -             | -        | -        | 16         | 2%   |
| Romanian National Anti-Doping Agency                 | 9             | -        | -        | 6             | -        | -        | -             | -        | -        | -             | -        | -        | 15         | 2%   |
| United States Anti-Doping Agency                     | 7             | -        | -        | 8             | -        | -        | -             | -        | -        | -             | -        | -        | 15         | 2%   |
| Deutscher Schützenbund                               | 14            | -        | -        | -             | -        | -        | -             | -        | -        | -             | -        | -        | 14         | 2%   |
| Saudi Arabian Antidoping Committee                   | 8             | -        | -        | 3             | -        | -        | -             | -        | -        | -             | -        | -        | 11         | 1%   |
| German National Anti-Doping Agency                   | -             | -        | -        | 11            | -        | -        | -             | -        | -        | -             | -        | -        | 11         | 1%   |
| Autoridade Antidopagem de Portugal                   | 8             | -        | -        | 2             | -        | -        | -             | -        | -        | -             | -        | -        | 10         | 1%   |
| Chile National Anti-Doping Commission                | 10            | -        | -        | -             | -        | -        | -             | -        | -        | -             | -        | -        | 10         | 1%   |
| Finnish Anti-Doping Agency                           | 10            | -        | -        | -             | -        | -        | -             | -        | -        | -             | -        | -        | 10         | 1%   |
| Asian Archery Federation                             | 9             | -        | 1        | -             | -        | -        | -             | -        | -        | -             | -        | -        | 9          | 1%   |
| Magyar Antidopping Csoport - HUNADO                  | 7             | -        | -        | 2             | -        | -        | -             | -        | -        | -             | -        | -        | 9          | 1%   |
| Georgian Anti-Doping Agency                          | 4             | -        | -        | 4             | -        | -        | -             | -        | -        | -             | -        | -        | 8          | 1%   |
| Mexican federation of Archery                        | -             | -        | -        | 8             | -        | -        | -             | -        | -        | -             | -        | -        | 8          | 1%   |
| Poland Commission against Doping in Sports           | 8             | -        | 1        | -             | -        | -        | -             | -        | -        | -             | -        | -        | 8          | 1%   |
| Swedish Sports Confederation Anti-Doping Group       | 8             | -        | -        | -             | -        | -        | -             | -        | -        | -             | -        | -        | 8          | 1%   |
| Venezuela NADO                                       | 8             | -        | -        | -             | -        | -        | -             | -        | -        | -             | -        | -        | 8          | 1%   |
| Anti-Doping Norway                                   | 6             | -        | -        | -             | -        | -        | -             | -        | -        | -             | -        | -        | 6          | 1%   |
| Canadian Centre for Ethics in Sport                  | 6             | -        | -        | -             | -        | -        | -             | -        | -        | -             | -        | -        | 6          | 1%   |
| Cuba National Anti-Doping Agency                     | -             | -        | -        | 6             | -        | -        | -             | -        | -        | -             | -        | -        | 6          | 1%   |
| Indonesian Anti-Doping Agency                        | 6             | -        | -        | -             | -        | -        | -             | -        | -        | -             | -        | -        | 6          | 1%   |
| International World Games Association                | 6             | -        | -        | -             | -        | -        | -             | -        | -        | -             | -        | -        | 6          | 1%   |
| Mongolia National Anti-Doping Organization           | 6             | -        | -        | -             | -        | -        | -             | -        | -        | -             | -        | -        | 6          | 1%   |
| Qatar National Antidoping Committee                  | -             | -        | -        | 6             | -        | -        | -             | -        | -        | -             | -        | -        | 6          | 1%   |
| South African Institute for Drug-Free Sport          | 6             | -        | -        | -             | -        | -        | -             | -        | -        | -             | -        | -        | 6          | 1%   |
| Anti Doping Denmark                                  | 5             | -        | -        | -             | -        | -        | -             | -        | -        | -             | -        | -        | 5          | 1%   |
| Czech Anti-Doping Committee                          | 5             | -        | -        | -             | -        | -        | -             | -        | -        | -             | -        | -        | 5          | 1%   |
| Comision Nacional de Cultura Fisica y Deporte Mexico | 4             | -        | -        | -             | -        | -        | -             | -        | -        | -             | -        | -        | 4          | 0.5% |
| Italian Ministry of Health Department                | 4             | -        | -        | -             | -        | -        | -             | -        | -        | -             | -        | -        | 4          | 0.5% |
| Myanmar National Anti-Doping Organization            | -             | -        | -        | 4             | -        | -        | -             | -        | -        | -             | -        | -        | 4          | 0.5% |
| South American Sports Drug Agency                    | 4             | -        | -        | -             | -        | -        | -             | -        | -        | -             | -        | -        | 4          | 0.5% |
| South East Asian Games Federation                    | 4             | -        | -        | -             | -        | -        | -             | -        | -        | -             | -        | -        | 4          | 0.5% |
| National Anti-Doping Agency Austria GmbH             | -             | -        | -        | 3             | -        | -        | -             | -        | -        | -             | -        | -        | 3          | 0.3% |
| Estonian Anti-Doping Agency                          | -             | -        | -        | 2             | -        | -        | -             | -        | -        | -             | -        | -        | 2          | 0.2% |
| International Committee of Mediterranean Games       | 2             | -        | -        | -             | -        | -        | -             | -        | -        | -             | -        | -        | 2          | 0.2% |
| Luxembourg NADO                                      | -             | -        | -        | 1             | -        | -        | -             | -        | -        | -             | -        | -        | 1          | 0.1% |
| Australian Sports Anti-Doping Authority              | -             | -        | -        | 1             | -        | -        | -             | -        | -        | -             | -        | -        | 1          | 0.1% |
| Hellenic National Council for Combatting Doping      | -             | -        | -        | 1             | -        | -        | -             | -        | -        | -             | -        | -        | 1          | 0.1% |
| Guatemala NADO                                       | 1             | -        | -        | -             | -        | -        | -             | -        | -        | -             | -        | -        | 1          | 0.1% |
| Hong Kong Anti-Doping Committee                      | -             | -        | -        | 1             | -        | -        | -             | -        | -        | -             | -        | -        | 1          | 0.1% |
| Israeli NADO   | -             | -        | -        | 1             | -        | -        | -             | -        | -        | -             | -        | -        | 1          | 0.1% |
| Organisation Deportiva Bolivariana                   | -             | -        | -        | 1             | -        | -        | -             | -        | -        | -             | -        | -        | 1          | 0.1% |
| Comitato Permanente Antidoping                       | -             | -        | -        | 1             | -        | -        | -             | -        | -        | -             | -        | -        | 1          | 0.1% |
| <b>Total</b>   | <b>666</b>    | <b>2</b> | <b>3</b> | <b>202</b>    | <b>-</b> | <b>-</b> | <b>-</b>      | <b>-</b> | <b>-</b> | <b>3</b>      | <b>-</b> | <b>-</b> | <b>871</b> |      |

**Table 19: Olympic Sport - Athletics**

| Testing Authority (TA)                                    | Urine   |    |     |      |         |     | Blood   |    |     |     |         |     | Total |         |      |
|---|---------|----|-----|------|---------|-----|---------|----|-----|-----|---------|-----|-------|---------|------|
|   | Samples | IC | ATF | AAF  | Samples | ATF | Samples | IC | ATF | AAF | Samples | ATF | AAF   | Samples | %    |
| International Association of Athletics Federations        | 2430    | 29 | 23  | 1859 | 30      | 20  | 4       | -  | -   | -   | 62      | 1   | -     | 4355    | 17%  |
| Chinese Anti-Doping Agency                                | 915     | 2  | 3   | 1845 | -       | 4   | 26      | -  | -   | -   | 68      | -   | -     | 2854    | 11%  |
| Russian National Anti-Doping Organization                 | 804     | 10 | 19  | 1173 | 23      | 10  | 10      | -  | -   | -   | -       | -   | -     | 1987    | 8%   |
| United States Anti-Doping Agency                          | 534     | 6  | 6   | 721  | 7       | 2   | 3       | -  | -   | -   | 138     | -   | -     | 1396    | 6%   |
| National Anti Doping Agency -India                        | 964     | -  | 27  | 334  | -       | 1   | -       | -  | -   | -   | 16      | -   | -     | 1314    | 5%   |
| Fédération Française de Athlétisme                        | 908     | 6  | 14  | 107  | -       | -   | 77      | -  | -   | -   | 39      | -   | -     | 1131    | 5%   |
| German National Anti-Doping Agency                        | 25      | -  | -   | 841  | -       | -   | -       | -  | -   | -   | 48      | -   | -     | 914     | 4%   |
| Japan Anti-Doping Agency                                  | 382     | -  | -   | 235  | -       | -   | 6       | -  | -   | -   | 13      | -   | -     | 636     | 3%   |
| European Athletics Association                            | 561     | 6  | 4   | -    | -       | -   | -       | -  | -   | -   | -       | -   | -     | 561     | 2%   |
| Confederação Brasileira de Atletismo                      | 451     | -  | 8   | 2    | -       | -   | -       | -  | -   | -   | -       | -   | -     | 453     | 2%   |
| Swedish Sports Confederation Anti-Doping Group            | 148     | 2  | 2   | 259  | 12      | 5   | 3       | -  | -   | -   | 8       | -   | -     | 418     | 2%   |
| Autoridade Antidopagem de Portugal                        | 227     | -  | 3   | 112  | 1       | -   | -       | -  | -   | -   | 59      | -   | -     | 398     | 2%   |
| Turkish NOC Anti-Doping Commission                        | 328     | 4  | 33  | 54   | -       | 15  | -       | -  | -   | -   | -       | -   | -     | 382     | 2%   |
| UK Anti-Doping  | 147     | -  | -   | 190  | -       | -   | 5       | -  | -   | -   | 29      | -   | -     | 371     | 1%   |
| Comitato Olimpico Nazionale Italiano                      | 241     | 2  | 2   | 64   | 1       | -   | -       | -  | -   | -   | 21      | -   | -     | 326     | 1%   |
| Antidoping Switzerland                                    | 223     | 2  | 4   | 86   | 4       | -   | -       | -  | -   | -   | 6       | -   | -     | 315     | 1%   |
| Poland Commission against Doping in Sports                | 145     | 1  | -   | 166  | 2       | -   | -       | -  | -   | -   | 2       | -   | -     | 313     | 1%   |
| Romanian National Anti-Doping Agency                      | 223     | 3  | -   | 59   | 1       | 1   | 12      | -  | -   | -   | 6       | -   | -     | 300     | 1%   |
| Deutscher Leichtathletik-Verband                          | 299     | -  | 1   | -    | -       | -   | -       | -  | -   | -   | -       | -   | -     | 299     | 1%   |
| Spanish Athletics Federation                              | 153     | -  | -   | 108  | -       | -   | -       | -  | -   | -   | 6       | -   | -     | 267     | 1%   |
| Australian Sports Anti-Doping Authority                   | 91      | -  | 1   | 145  | -       | -   | -       | -  | -   | -   | 5       | -   | -     | 241     | 1%   |
| Kazakhstan National Anti-Doping Centre                    | 86      | 1  | 2   | 146  | -       | 1   | -       | -  | -   | -   | -       | -   | -     | 232     | 1%   |
| South African Institute for Drug-Free Sport               | 215     | 1  | 5   | 17   | 1       | 1   | -       | -  | -   | -   | -       | -   | -     | 232     | 1%   |
| Anti Doping Authority the Netherlands                     | 97      | 2  | -   | 109  | 3       | 1   | -       | -  | -   | -   | 5       | -   | -     | 211     | 1%   |
| Finnish Anti-Doping Agency                                | 96      | 3  | 1   | 99   | -       | -   | -       | -  | -   | -   | 7       | -   | -     | 202     | 1%   |
| NADO Flanders   | 146     | 2  | 1   | 49   | 1       | -   | -       | -  | -   | -   | -       | -   | -     | 195     | 1%   |
| Cuba National Anti-Doping Agency                          | 60      | 1  | -   | 133  | 2       | 1   | -       | -  | -   | -   | -       | -   | -     | 193     | 1%   |
| Jamaica Anti-Doping Commission                            | 153     | -  | 5   | 23   | -       | -   | -       | -  | -   | -   | -       | -   | -     | 176     | 1%   |
| Italian Ministry of Health Department                     | 167     | 1  | -   | -    | -       | -   | -       | -  | -   | -   | -       | -   | -     | 167     | 1%   |
| Korean Anti-Doping Agency                                 | 59      | -  | -   | 106  | 2       | -   | -       | -  | -   | -   | -       | -   | -     | 165     | 1%   |
| Sports Authority of Thailand                              | 52      | -  | -   | 110  | -       | -   | -       | -  | -   | -   | -       | -   | -     | 162     | 1%   |
| Irish Sports Council                                      | 26      | 1  | 1   | 75   | -       | -   | -       | -  | -   | -   | 47      | -   | -     | 148     | 1%   |
| Anti-Doping Norway  | 60      | 2  | 2   | 83   | 10      | -   | -       | -  | -   | -   | -       | -   | -     | 143     | 1%   |
| Canadian Centre for Ethics in Sport                       | 76      | -  | -   | 58   | -       | 2   | -       | -  | -   | -   | 7       | -   | -     | 141     | 1%   |
| Czech Anti-Doping Committee                               | 72      | -  | -   | 51   | -       | -   | -       | -  | -   | -   | 17      | -   | -     | 140     | 1%   |
| Qatar National Antidoping Committee                       | 91      | -  | 1   | 39   | -       | -   | -       | -  | -   | -   | -       | -   | -     | 130     | 1%   |
| Africa Regional Anti-Doping Organization Zone V           | 65      | -  | -   | 50   | -       | -   | -       | -  | -   | -   | -       | -   | -     | 115     | 0.5% |
| Hellenic National Council for Combatting Doping           | 80      | 1  | -   | 23   | -       | 1   | -       | -  | -   | -   | -       | -   | -     | 103     | 0.4% |
| Magyar Antidopping Csoport - HUNADO                       | 46      | -  | -   | 44   | 4       | -   | -       | -  | -   | -   | 5       | -   | -     | 95      | 0.4% |
| World Anti-Doping Agency                                  | -       | -  | -   | 55   | -       | -   | -       | -  | -   | -   | 36      | -   | -     | 91      | 0.4% |
| South East Asian Games Federation                         | 87      | 1  | 2   | -    | -       | -   | -       | -  | -   | -   | -       | -   | -     | 87      | 0.3% |
| National Anti-Doping Agency Austria GmbH                  | 23      | -  | 1   | 62   | 2       | -   | -       | -  | -   | -   | -       | -   | -     | 85      | 0.3% |
| Anti Doping Denmark                                       | 33      | 2  | -   | 47   | 3       | -   | -       | -  | -   | -   | -       | -   | -     | 80      | 0.3% |
| Spain National Anti-Doping Agency                         | 51      | 1  | 5   | 14   | 1       | -   | 12      | -  | 1   | -   | -       | -   | -     | 77      | 0.3% |
| Colombian NADO  | 74      | -  | 2   | 1    | -       | -   | -       | -  | -   | -   | -       | -   | -     | 75      | 0.3% |
| Comisión de Control y Seguimiento de la Salud y el Dopaje | 40      | -  | -   | 31   | -       | -   | -       | -  | -   | -   | -       | -   | -     | 71      | 0.3% |
| International Committee of Mediterranean Games            | 65      | -  | -   | -    | -       | -   | 3       | -  | -   | -   | -       | -   | -     | 68      | 0.3% |
| Drug Free Sport New Zealand                               | 18      | -  | -   | 38   | -       | -   | -       | -  | -   | -   | 4       | -   | -     | 60      | 0.2% |
| East Asian Games Association                              | 59      | -  | -   | -    | -       | -   | -       | -  | -   | -   | -       | -   | -     | 59      | 0.2% |
| Bahamas Anti-Doping Commission                            | 57      | -  | 1   | -    | -       | -   | -       | -  | -   | -   | -       | -   | -     | 57      | 0.2% |
| Egypt National Anti-doping Organization                   | 43      | -  | -   | 14   | -       | 1   | -       | -  | -   | -   | -       | -   | -     | 57      | 0.2% |
| Italian Athletics Federation                              | 55      | 1  | 2   | -    | -       | -   | -       | -  | -   | -   | -       | -   | -     | 55      | 0.2% |
| Saudi Arabian Antidoping Committee                        | 50      | -  | 4   | 5    | -       | -   | -       | -  | -   | -   | -       | -   | -     | 55      | 0.2% |
| Anti-Doping Agency of Serbia                              | 42      | -  | -   | 12   | -       | -   | -       | -  | -   | -   | -       | -   | -     | 54      | 0.2% |
| French Community of Belgium NADO                          | 41      | -  | -   | 12   | -       | -   | -       | -  | -   | -   | -       | -   | -     | 53      | 0.2% |
| Confederation of African Athletics                        | 52      | -  | 1   | -    | -       | -   | -       | -  | -   | -   | -       | -   | -     | 52      | 0.2% |
| Anti-Doping Centre Bulgaria                               | 20      | -  | -   | 28   | -       | -   | -       | -  | -   | -   | -       | -   | -     | 48      | 0.2% |
| Comision Nacional de Cultura Fisica y Deporte Mexico      | 42      | -  | 2   | 2    | -       | -   | -       | -  | -   | -   | -       | -   | -     | 44      | 0.2% |
| Indonesian Anti-Doping Agency                             | 44      | -  | 2   | -    | -       | -   | -       | -  | -   | -   | -       | -   | -     | 44      | 0.2% |
| Chinese Taipei Anti-Doping Agency                         | 18      | -  | -   | 25   | -       | -   | -       | -  | -   | -   | -       | -   | -     | 43      | 0.2% |
| Union Française des Œuvres Laïques d'Éducation Physique   | 42      | -  | -   | -    | -       | -   | -       | -  | -   | -   | -       | -   | -     | 42      | 0.2% |
| Olympic Council of Asia                                   | 41      | -  | 1   | -    | -       | -   | -       | -  | -   | -   | -       | -   | -     | 41      | 0.2% |
| Organización Deportiva Centroamericana y Caribeña         | 39      | -  | -   | 2    | -       | -   | -       | -  | -   | -   | -       | -   | -     | 41      | 0.2% |
| Venezuela NADO  | 37      | -  | -   | 3    | -       | -   | -       | -  | -   | -   | -       | -   | -     | 40      | 0.2% |
| Asian Athletics Association                               | 39      | -  | -   | -    | -       | -   | -       | -  | -   | -   | -       | -   | -     | 39      | 0.2% |
| Anti-Doping Agency of Malaysia                            | 36      | -  | -   | 3    | -       | -   | -       | -  | -   | -   | -       | -   | -     | 39      | 0.2% |
| Luxembourg NADO   | 36      | 2  | 1   | 3    | -       | -   | -       | -  | -   | -   | -       | -   | -     | 39      | 0.2% |
| Cyprus Anti-Doping Authority                              | 29      | 2  | -   | 9    | -       | -   | -       | -  | -   | -   | -       | -   | -     | 38      | 0.2% |
| GV Gobierno Vasco   | 37      | -  | -   | -    | -       | -   | -       | -  | -   | -   | -       | -   | -     | 37      | 0.1% |
| Belarus National Anti-Doping Agency                       | 2       | -  | 2   | 33   | 1       | 3   | -       | -  | -   | -   | -       | -   | -     | 35      | 0.1% |
| Caribbean Regional Anti-Doping Organization               | 14      | -  | -   | 21   | -       | -   | -       | -  | -   | -   | -       | -   | -     | 35      | 0.1% |
| Comité International des Jeux de la Francophonie          | 30      | -  | -   | -    | -       | -   | 4       | -  | -   | -   | -       | -   | -     | 34      | 0.1% |
| Agency for Anti-Doping Control of Bosnia and Herzegovina  | 25      | -  | -   | 8    | -       | -   | -       | -  | -   | -   | -       | -   | -     | 33      | 0.1% |
| Athletics Federation Nigeria                              | 29      | -  | 3   | 1    | -       | -   | -       | -  | -   | -   | -       | -   | -     | 30      | 0.1% |
| Sri Lanka Anti Doping Agency                              | 30      | -  | 1   | -    | -       | -   | -       | -  | -   | -   | -       | -   | -     | 30      | 0.1% |
| Anti-Doping Singapore                                     | -       | -  | -   | 29   | -       | -   | -       | -  | -   | -   | -       | -   | -     | 29      | 0.1% |
| Brazilian Paralympic Committee                            | 28      | -  | -   | -    | -       | -   | -       | -  | -   | -   | -       | -   | -     | 28      | 0.1% |
| NADO Algérienne   | 28      | -  | -   | -    | -       | -   | -       | -  | -   | -   | -       | -   | -     | 28      | 0.1% |

**Table 19: Olympic Sport - Athletics - continued**

| Testing Authority (TA)                                       | Urine        |            |            |              |            |           | Blood      |          |          |            |          |          | Total        |        |
|--|--------------|------------|------------|--------------|------------|-----------|------------|----------|----------|------------|----------|----------|--------------|--------|
|  | IC           | ATF        | AAF        | IC           | ATF        | AAF       | IC         | ATF      | AAF      | IC         | ATF      | AAF      | Samples      | %      |
| Iran National Anti-Doping Organization                       | 27           | -          | 3          | 1            | -          | -         | -          | -        | -        | -          | -        | -        | 28           | 0.1%   |
| Chile National Anti-Doping Commission                        | 25           | -          | 2          | 2            | -          | -         | -          | -        | -        | -          | -        | -        | 27           | 0.1%   |
| Estonian Anti-Doping Agency                                  | 6            | -          | 1          | 21           | -          | -         | -          | -        | -        | -          | -        | -        | 27           | 0.1%   |
| Kuwait Anti-Doping Committee                                 | 26           | -          | 4          | -            | -          | -         | -          | -        | -        | -          | -        | -        | 26           | 0.1%   |
| Oceania Regional Anti-Doping Organization                    | 22           | 2          | -          | 4            | -          | -         | -          | -        | -        | -          | -        | -        | 26           | 0.1%   |
| Slovenian Antidoping Organization                            | 17           | 1          | -          | 9            | -          | -         | -          | -        | -        | -          | -        | -        | 26           | 0.1%   |
| World Masters Athletics                                      | 25           | 1          | 1          | -            | -          | -         | -          | -        | -        | -          | -        | -        | 25           | 0.1%   |
| Kenya Athletics Federation                                   | 24           | -          | -          | -            | -          | -         | -          | -        | -        | -          | -        | -        | 24           | 0.1%   |
| Slovak Anti-Doping Agency                                    | 4            | -          | -          | 20           | -          | -         | -          | -        | -        | -          | -        | -        | 24           | 0.1%   |
| Mexican federation of athletics                              | 18           | -          | -          | 5            | -          | -         | -          | -        | -        | -          | -        | -        | 23           | 0.1%   |
| Organisation Deportiva Bolivariana                           | 22           | -          | -          | 1            | -          | -         | -          | -        | -        | -          | -        | -        | 23           | 0.1%   |
| Croatian Institute for Toxicology and Antidoping             | 18           | -          | 1          | 4            | -          | -         | -          | -        | -        | -          | -        | -        | 22           | 0.1%   |
| Bermuda Sport Anti Doping Authority                          | 19           | -          | -          | 2            | -          | -         | -          | -        | -        | -          | -        | -        | 21           | 0.1%   |
| Mauritius Amateur Athletics Federation                       | 20           | -          | -          | -            | -          | -         | -          | -        | -        | -          | -        | -        | 20           | 0.1%   |
| Anti-doping Organization of Pakistan                         | 19           | -          | -          | -            | -          | -         | -          | -        | -        | -          | -        | -        | 19           | 0.1%   |
| Fédération française du sport adapté                         | -            | -          | -          | 18           | -          | -         | -          | -        | -        | -          | -        | -        | 18           | 0.1%   |
| Gulf States and Yemen RADO                                   | 18           | -          | -          | -            | -          | -         | -          | -        | -        | -          | -        | -        | 18           | 0.1%   |
| Service de la Jeunesse et sport de la Polynésie Française    | 18           | -          | -          | -            | -          | -         | -          | -        | -        | -          | -        | -        | 18           | 0.1%   |
| University Sport Board of Thailand                           | 18           | -          | -          | -            | -          | -         | -          | -        | -        | -          | -        | -        | 18           | 0.1%   |
| Botswana Olympic Committee                                   | 16           | -          | 1          | 1            | -          | -         | -          | -        | -        | -          | -        | -        | 17           | 0.1%   |
| Hong Kong Anti-Doping Committee                              | 4            | -          | -          | 11           | -          | -         | -          | -        | -        | 1          | -        | -        | 16           | 0.1%   |
| Instituto do Desporto do Governo de Macau                    | 16           | -          | 2          | -            | -          | -         | -          | -        | -        | -          | -        | -        | 16           | 0.1%   |
| South American Sports Organization                           | 15           | -          | -          | -            | -          | -         | 1          | -        | -        | -          | -        | -        | 16           | 0.1%   |
| Israeli NADO   | 12           | 1          | -          | 2            | -          | -         | -          | -        | -        | -          | -        | -        | 14           | 0.1%   |
| Jordan Anti-doping Organization                              | 3            | 1          | -          | 10           | -          | -         | -          | -        | -        | -          | -        | -        | 13           | 0.1%   |
| Bahrain Anti-Doping Committee                                | 10           | -          | 1          | 2            | -          | -         | -          | -        | -        | -          | -        | -        | 12           | 0.05%  |
| Fédération des Clubs Sportif et Artistiques de la défense    | 12           | -          | -          | -            | -          | -         | -          | -        | -        | -          | -        | -        | 12           | 0.05%  |
| Anti-Doping Commission of Malta                              | 8            | -          | -          | 4            | -          | -         | -          | -        | -        | -          | -        | -        | 12           | 0.05%  |
| Angola Athletics Federation                                  | 11           | -          | -          | -            | -          | -         | -          | -        | -        | -          | -        | -        | 11           | 0.04%  |
| National Anti-Doping Commission of Barbados                  | 11           | -          | -          | -            | -          | -         | -          | -        | -        | -          | -        | -        | 11           | 0.04%  |
| Federation Sportive et Gymnique du Travail                   | 10           | -          | -          | -            | -          | -         | -          | -        | -        | -          | -        | -        | 10           | 0.04%  |
| Guatemala NADO   | 10           | 1          | -          | -            | -          | -         | -          | -        | -        | -          | -        | -        | 10           | 0.04%  |
| National Olympic and Sports Association of Iceland           | 6            | -          | -          | 4            | -          | -         | -          | -        | -        | -          | -        | -        | 10           | 0.04%  |
| Anti-Doping department of State Sports Medicine Centre       | 8            | -          | -          | 2            | -          | -         | -          | -        | -        | -          | -        | -        | 10           | 0.04%  |
| Comision Nacional Antidopaje Peru                            | 10           | -          | 1          | -            | -          | -         | -          | -        | -        | -          | -        | -        | 10           | 0.04%  |
| Anti-Doping Uruguay  | 10           | -          | -          | -            | -          | -         | -          | -        | -        | -          | -        | -        | 10           | 0.04%  |
| Africa Zone IV   | 8            | -          | -          | 1            | -          | -         | -          | -        | -        | -          | -        | -        | 9            | 0.04%  |
| International University Sport Federation                    | -            | -          | -          | -            | -          | -         | 9          | -        | -        | -          | -        | -        | 9            | 0.04%  |
| Laos Anti Doping Commission                                  | 9            | -          | -          | -            | -          | -         | -          | -        | -        | -          | -        | -        | 9            | 0.04%  |
| Deutsche Jugendkraft-Sportverband                            | 7            | -          | -          | -            | -          | -         | -          | -        | -        | -          | -        | -        | 7            | 0.03%  |
| Union Nationale du Sport Scolaire                            | 7            | -          | 1          | -            | -          | -         | -          | -        | -        | -          | -        | -        | 7            | 0.03%  |
| Bulgarian Athletics Federation                               | 6            | -          | -          | -            | -          | -         | -          | -        | -        | -          | -        | -        | 6            | 0.02%  |
| Ministerium der Deutschsprachige Gemeinschaft Belgien        | 6            | -          | -          | -            | -          | -         | -          | -        | -        | -          | -        | -        | 6            | 0.02%  |
| International Association of Ultrarunners                    | 6            | -          | -          | -            | -          | -         | -          | -        | -        | -          | -        | -        | 6            | 0.02%  |
| Lebanese Athletics Federation                                | 5            | -          | 1          | 1            | -          | 1         | -          | -        | -        | -          | -        | -        | 6            | 0.02%  |
| Nigeria National Anti-Doping Committee                       | 6            | -          | -          | -            | -          | -         | -          | -        | -        | -          | -        | -        | 6            | 0.02%  |
| South American Sports Drug Agency                            | 6            | -          | 1          | -            | -          | -         | -          | -        | -        | -          | -        | -        | 6            | 0.02%  |
| South East Asia RADO   | -            | -          | -          | 6            | -          | -         | -          | -        | -        | -          | -        | -        | 6            | 0.02%  |
| World Mountain Running Association                           | 6            | -          | -          | -            | -          | -         | -          | -        | -        | -          | -        | -        | 6            | 0.02%  |
| Africa Zone VI   | -            | -          | -          | 5            | -          | -         | -          | -        | -        | -          | -        | -        | 5            | 0.02%  |
| Georgian Anti-Doping Agency                                  | 4            | -          | -          | 1            | -          | -         | -          | -        | -        | -          | -        | -        | 5            | 0.02%  |
| New Caledonia NADO   | 4            | -          | -          | 1            | -          | -         | -          | -        | -        | -          | -        | -        | 5            | 0.02%  |
| Central Asia RADO  | -            | -          | -          | 5            | 1          | -         | -          | -        | -        | -          | -        | -        | 5            | 0.02%  |
| 2013 WMG Organizing Committee                                | 5            | -          | 1          | -            | -          | -         | -          | -        | -        | -          | -        | -        | 5            | 0.02%  |
| European Veterans Athletics Association                      | 4            | -          | -          | -            | -          | -         | -          | -        | -        | -          | -        | -        | 4            | 0.02%  |
| Lesotho Ministry of Sport and Recreation                     | 4            | -          | -          | -            | -          | -         | -          | -        | -        | -          | -        | -        | 4            | 0.02%  |
| Lithuanian Anti-Doping Agency                                | -            | -          | -          | 3            | -          | -         | -          | -        | -        | 1          | -        | -        | 4            | 0.02%  |
| National Anti-doping Center of Ukraine                       | -            | -          | -          | 4            | -          | 1         | -          | -        | -        | -          | -        | -        | 4            | 0.02%  |
| Suriname National Olympic Committee                          | 4            | -          | -          | -            | -          | -         | -          | -        | -        | -          | -        | -        | 4            | 0.02%  |
| Africa Zone II & III   | 3            | -          | -          | -            | -          | -         | -          | -        | -        | -          | -        | -        | 3            | 0.01%  |
| Brunei Darussalam Anti-Doping Committee                      | -            | -          | -          | 3            | -          | -         | -          | -        | -        | -          | -        | -        | 3            | 0.01%  |
| Eastern Europe RADO  | -            | -          | -          | 3            | -          | -         | -          | -        | -        | -          | -        | -        | 3            | 0.01%  |
| Israeli Athletic Association                                 | 3            | 1          | 1          | -            | -          | -         | -          | -        | -        | -          | -        | -        | 3            | 0.01%  |
| Flemish Athletics League                                     | 2            | -          | -          | -            | -          | -         | -          | -        | -        | -          | -        | -        | 2            | 0.01%  |
| Costa Rica NADO  | -            | -          | -          | 2            | -          | -         | -          | -        | -        | -          | -        | -        | 2            | 0.01%  |
| Confédération Sportive Internationale Travailiste et Amateur | 2            | -          | -          | -            | -          | -         | -          | -        | -        | -          | -        | -        | 2            | 0.01%  |
| International Paralympic Committee                           | 2            | -          | -          | -            | -          | -         | -          | -        | -        | -          | -        | -        | 2            | 0.01%  |
| Montenegrin Olympic Committee                                | 2            | -          | -          | -            | -          | -         | -          | -        | -        | -          | -        | -        | 2            | 0.01%  |
| National Anti Doping Agency Belize                           | -            | -          | -          | 2            | -          | -         | -          | -        | -        | -          | -        | -        | 2            | 0.01%  |
| Comité Monegasque Antidopage                                 | -            | -          | -          | 1            | -          | -         | -          | -        | -        | -          | -        | -        | 1            | 0.004% |
| Danish Athletics Federation                                  | 1            | -          | -          | -            | -          | -         | -          | -        | -        | -          | -        | -        | 1            | 0.004% |
| Athletics Federation of Lithuania                            | 1            | -          | -          | -            | -          | -         | -          | -        | -        | -          | -        | -        | 1            | 0.004% |
| Puerto Rico Anti-Doping Organization                         | 1            | -          | -          | -            | -          | -         | -          | -        | -        | -          | -        | -        | 1            | 0.004% |
| Comitato Permanente Antidoping                               | -            | -          | -          | 1            | -          | -         | -          | -        | -        | -          | -        | -        | 1            | 0.004% |
| United Arab Emirates National Anti-doping Committee          | -            | -          | -          | 1            | -          | -         | -          | -        | -        | -          | -        | -        | 1            | 0.004% |
| West Asia RADO   | -            | -          | -          | 1            | -          | -         | -          | -        | -        | -          | -        | -        | 1            | 0.004% |
| <b>Total</b>   | <b>13914</b> | <b>105</b> | <b>220</b> | <b>10197</b> | <b>112</b> | <b>71</b> | <b>175</b> | <b>-</b> | <b>1</b> | <b>656</b> | <b>1</b> | <b>-</b> | <b>24942</b> |        |

**2013 Anti-Doping Testing Figures**  
*Samples Analyzed and Reported by Accredited Laboratories in ADAMS*

**Table 20: Olympic Sport - Badminton**

| Testing Authority (TA)                         | Urine         |          |          |               |          |          | Blood         |          |          |               |          |          | Total       |      |
|--|---------------|----------|----------|---------------|----------|----------|---------------|----------|----------|---------------|----------|----------|-------------|------|
|  | IC<br>Samples | ATF      | AAF      | IC<br>Samples | ATF      | AAF      | IC<br>Samples | ATF      | AAF      | IC<br>Samples | ATF      | AAF      | Samples     | %    |
| Badminton World Federation                     | 257           | 1        | -        | 100           | 1        | -        | -             | -        | -        | -             | -        | -        | 357         | 28%  |
| Japan Anti-Doping Agency                       | 57            | -        | -        | 91            | -        | -        | -             | -        | -        | -             | -        | -        | 148         | 12%  |
| Chinese Anti-Doping Agency                     | 59            | -        | -        | 81            | -        | -        | -             | -        | -        | -             | -        | -        | 140         | 11%  |
| French Community of Belgium NADO               | 47            | -        | 1        | 4             | -        | -        | -             | -        | -        | -             | -        | -        | 51          | 4%   |
| Fédération française de badminton              | 42            | -        | 1        | 7             | -        | -        | -             | -        | -        | -             | -        | -        | 49          | 4%   |
| National Anti Doping Agency -India             | 15            | -        | -        | 28            | -        | -        | -             | -        | -        | -             | -        | -        | 43          | 3%   |
| Anti Doping Denmark                            | 22            | 1        | -        | 17            | -        | -        | -             | -        | -        | -             | -        | -        | 39          | 3%   |
| Korean Anti-Doping Agency                      | 7             | -        | -        | 32            | -        | -        | -             | -        | -        | -             | -        | -        | 39          | 3%   |
| Chinese Taipei Anti-Doping Agency              | 6             | -        | -        | 24            | -        | -        | -             | -        | -        | -             | -        | -        | 30          | 2%   |
| UK Anti-Doping                                 | 25            | -        | -        | -             | -        | -        | -             | -        | -        | -             | -        | -        | 25          | 2%   |
| Sports Authority of Thailand                   | 11            | -        | -        | 13            | -        | -        | -             | -        | -        | -             | -        | -        | 24          | 2%   |
| German National Anti-Doping Agency             | -             | -        | -        | 19            | -        | -        | -             | -        | -        | -             | -        | -        | 19          | 2%   |
| Spanish Badminton Federation                   | 7             | -        | -        | 11            | -        | -        | -             | -        | -        | -             | -        | -        | 18          | 1%   |
| Deutscher Badminton-Verband                    | 17            | -        | -        | -             | -        | -        | -             | -        | -        | -             | -        | -        | 17          | 1%   |
| Turkish NOC Anti-Doping Commission             | 17            | -        | -        | -             | -        | -        | -             | -        | -        | -             | -        | -        | 17          | 1%   |
| Finnish Anti-Doping Agency                     | 9             | -        | -        | 7             | -        | -        | -             | -        | -        | -             | -        | -        | 16          | 1%   |
| Swedish Sports Confederation Anti-Doping Group | 12            | -        | -        | 4             | -        | -        | -             | -        | -        | -             | -        | -        | 16          | 1%   |
| Anti-Doping Singapore                          | -             | -        | -        | 14            | -        | -        | -             | -        | -        | -             | -        | -        | 14          | 1%   |
| Australian Sports Anti-Doping Authority        | 13            | -        | -        | 1             | -        | -        | -             | -        | -        | -             | -        | -        | 14          | 1%   |
| Hong Kong Badminton Association                | 13            | -        | -        | -             | -        | -        | -             | -        | -        | -             | -        | -        | 13          | 1%   |
| Romanian National Anti-Doping Agency           | 8             | 1        | -        | 4             | -        | -        | -             | -        | -        | -             | -        | -        | 12          | 1%   |
| NADO Flanders                                  | 6             | -        | -        | 5             | -        | -        | -             | -        | -        | -             | -        | -        | 11          | 1%   |
| United States Anti-Doping Agency               | 4             | -        | -        | 7             | -        | -        | -             | -        | -        | -             | -        | -        | 11          | 1%   |
| South East Asian Games Federation              | 10            | -        | -        | -             | -        | -        | -             | -        | -        | -             | -        | -        | 10          | 1%   |
| Indonesian Anti-Doping Agency                  | 8             | -        | -        | 1             | -        | -        | -             | -        | -        | -             | -        | -        | 9           | 1%   |
| Venezuela NADO                                 | 6             | -        | -        | 3             | -        | -        | -             | -        | -        | -             | -        | -        | 9           | 1%   |
| Deutscher Baseball und Softball Verband        | 8             | -        | -        | -             | -        | -        | -             | -        | -        | -             | -        | -        | 8           | 1%   |
| Poland Commission against Doping in Sports     | 8             | -        | -        | -             | -        | -        | -             | -        | -        | -             | -        | -        | 8           | 1%   |
| East Asian Games Association                   | 7             | -        | -        | -             | -        | -        | -             | -        | -        | -             | -        | -        | 7           | 1%   |
| Hong Kong Anti-Doping Committee                | -             | -        | -        | 7             | -        | -        | -             | -        | -        | -             | -        | -        | 7           | 1%   |
| Kazakhstan National Anti-Doping Centre         | -             | -        | -        | 7             | -        | -        | -             | -        | -        | -             | -        | -        | 7           | 1%   |
| Anti Doping Authority the Netherlands          | 6             | -        | -        | -             | -        | -        | -             | -        | -        | -             | -        | -        | 6           | 0.5% |
| Comitato Olimpico Nazionale Italiano           | 6             | -        | -        | -             | -        | -        | -             | -        | -        | -             | -        | -        | 6           | 0.5% |
| Autoridade Antidopagem de Portugal             | 4             | -        | -        | 1             | -        | -        | -             | -        | -        | -             | -        | -        | 5           | 0.4% |
| Czech Anti-Doping Committee                    | 5             | -        | -        | -             | -        | -        | -             | -        | -        | -             | -        | -        | 5           | 0.4% |
| Cuba National Anti-Doping Agency               | -             | -        | -        | 5             | -        | -        | -             | -        | -        | -             | -        | -        | 5           | 0.4% |
| National Anti-Doping Agency Austria GmbH       | -             | -        | -        | 5             | -        | -        | -             | -        | -        | -             | -        | -        | 5           | 0.4% |
| New Caledonia NADO                             | 5             | 1        | -        | -             | -        | -        | -             | -        | -        | -             | -        | -        | 5           | 0.4% |
| Drug Free Sport New Zealand                    | 4             | -        | -        | -             | -        | -        | -             | -        | -        | -             | -        | -        | 4           | 0.3% |
| Faroe Sports Confederation                     | -             | -        | -        | 4             | -        | -        | -             | -        | -        | -             | -        | -        | 4           | 0.3% |
| Irish Sports Council                           | 4             | -        | -        | -             | -        | -        | -             | -        | -        | -             | -        | -        | 4           | 0.3% |
| Olympic Council of Asia                        | 4             | -        | -        | -             | -        | -        | -             | -        | -        | -             | -        | -        | 4           | 0.3% |
| Russian National Anti-Doping Organization      | 4             | -        | -        | -             | -        | -        | -             | -        | -        | -             | -        | -        | 4           | 0.3% |
| Anti-Doping Centre Bulgaria                    | 3             | -        | -        | -             | -        | -        | -             | -        | -        | -             | -        | -        | 3           | 0.2% |
| Organisation Deportiva Bolivariana             | 3             | -        | -        | -             | -        | -        | -             | -        | -        | -             | -        | -        | 3           | 0.2% |
| Badminton Asia Confederation                   | 2             | -        | -        | -             | -        | -        | -             | -        | -        | -             | -        | -        | 2           | 0.2% |
| Canadian Centre for Ethics in Sport            | 2             | -        | -        | -             | -        | -        | -             | -        | -        | -             | -        | -        | 2           | 0.2% |
| International Committee of Mediterranean Games | 2             | -        | -        | -             | -        | -        | -             | -        | -        | -             | -        | -        | 2           | 0.2% |
| Jamaica Anti-Doping Commission                 | 1             | -        | -        | 1             | -        | -        | -             | -        | -        | -             | -        | -        | 2           | 0.2% |
| South American Sports Organization             | 2             | -        | -        | -             | -        | -        | -             | -        | -        | -             | -        | -        | 2           | 0.2% |
| University Sport Board of Thailand             | 2             | -        | -        | -             | -        | -        | -             | -        | -        | -             | -        | -        | 2           | 0.2% |
| Estonian Anti-Doping Agency                    | -             | -        | -        | 1             | 1        | -        | -             | -        | -        | -             | -        | -        | 1           | 0.1% |
| <b>Total</b>                                   | <b>760</b>    | <b>4</b> | <b>2</b> | <b>504</b>    | <b>2</b> | <b>-</b> | <b>-</b>      | <b>-</b> | <b>-</b> | <b>-</b>      | <b>-</b> | <b>-</b> | <b>1264</b> |      |



**Table 21: Olympic Sport - Basketball**

| Testing Authority (TA)                                   | Urine   |        |     |         |         |     | Blood   |        |     |         |         |     | Total Samples | %    |
|--|---------|--------|-----|---------|---------|-----|---------|--------|-----|---------|---------|-----|---------------|------|
|  | Samples | IC ATF | AAF | Samples | OOO ATF | AAF | Samples | IC ATF | AAF | Samples | OOO ATF | AAF |               |      |
| International Basketball Federation                      | 473     | 7      | 1   | 55      | -       | -   | -       | -      | -   | -       | -       | -   | 528           | 10%  |
| Hellenic National Council for Combatting Doping          | 238     | 3      | 1   | 149     | 1       | -   | 73      | -      | -   | -       | -       | -   | 460           | 8%   |
| Fédération française de basket-ball                      | 139     | -      | 8   | 217     | -       | -   | 7       | -      | -   | 17      | -       | -   | 380           | 7%   |
| Turkish Basketball Federation                            | 321     | 1      | 3   | -       | -       | -   | -       | -      | -   | -       | -       | -   | 321           | 6%   |
| Comitato Olimpico Nazionale Italiano                     | 189     | 1      | 1   | 61      | 5       | -   | -       | -      | -   | 12      | -       | -   | 262           | 5%   |
| Chinese Anti-Doping Agency                               | 110     | -      | 1   | 147     | -       | -   | -       | -      | -   | -       | -       | -   | 257           | 5%   |
| Spanish Basketball Federation                            | 165     | -      | 1   | 82      | -       | -   | -       | -      | -   | -       | -       | -   | 247           | 4%   |
| Romanian National Anti-Doping Agency                     | 99      | 1      | -   | 125     | 1       | -   | -       | -      | -   | -       | -       | -   | 224           | 4%   |
| Deutscher Basketball Bund                                | 208     | -      | 2   | -       | -       | -   | -       | -      | -   | -       | -       | -   | 208           | 4%   |
| Australian Sports Anti-Doping Authority                  | 59      | -      | -   | 96      | -       | -   | -       | -      | -   | -       | -       | -   | 155           | 3%   |
| Poland Commission against Doping in Sports               | 117     | 2      | 1   | 33      | 2       | -   | -       | -      | -   | -       | -       | -   | 150           | 3%   |
| French Community of Belgium NADO                         | 90      | -      | 1   | 51      | -       | -   | -       | -      | -   | -       | -       | -   | 141           | 3%   |
| Japan Anti-Doping Agency                                 | 76      | -      | -   | 62      | -       | -   | -       | -      | -   | -       | -       | -   | 138           | 2%   |
| Russian National Anti-Doping Organization                | 9       | -      | -   | 118     | 2       | -   | -       | -      | -   | -       | -       | -   | 127           | 2%   |
| Swedish Sports Confederation Anti-Doping Group           | 44      | 2      | 3   | 73      | 4       | -   | -       | -      | -   | -       | -       | -   | 117           | 2%   |
| Finnish Anti-Doping Agency                               | 56      | 1      | -   | 56      | -       | -   | -       | -      | -   | -       | -       | -   | 112           | 2%   |
| Korean Anti-Doping Agency                                | 65      | -      | -   | 24      | -       | -   | -       | -      | -   | -       | -       | -   | 89            | 2%   |
| Anti-Doping Norway                                       | 53      | 2      | 1   | 35      | 2       | -   | -       | -      | -   | -       | -       | -   | 88            | 2%   |
| Venezuela NADO   | 82      | -      | -   | 2       | -       | -   | -       | -      | -   | -       | -       | -   | 84            | 2%   |
| German National Anti-Doping Agency                       | 4       | -      | -   | 74      | -       | -   | -       | -      | -   | -       | -       | -   | 78            | 1%   |
| Spain National Anti-Doping Agency                        | 76      | 1      | -   | -       | -       | -   | -       | -      | -   | -       | -       | -   | 76            | 1%   |
| Autoridade Antidopagem de Portugal                       | 50      | -      | 1   | 24      | -       | -   | -       | -      | -   | -       | -       | -   | 74            | 1%   |
| NADO Flanders  | 48      | -      | -   | 24      | -       | -   | -       | -      | -   | -       | -       | -   | 72            | 1%   |
| Croatian Institute for Toxicology and Antidoping         | 51      | -      | -   | 19      | 2       | -   | -       | -      | -   | -       | -       | -   | 70            | 1%   |
| Sports Authority of Thailand                             | 38      | -      | -   | 32      | -       | -   | -       | -      | -   | -       | -       | -   | 70            | 1%   |
| Kazakhstan National Anti-Doping Centre                   | -       | -      | -   | 66      | -       | -   | -       | -      | -   | -       | -       | -   | 66            | 1%   |
| Colombian NADO   | 56      | -      | 2   | -       | -       | -   | -       | -      | -   | -       | -       | -   | 56            | 1%   |
| Anti Doping Denmark                                      | 28      | 2      | -   | 27      | 3       | -   | -       | -      | -   | -       | -       | -   | 55            | 1%   |
| Czech Anti-Doping Committee                              | 44      | -      | -   | 9       | -       | -   | -       | -      | -   | -       | -       | -   | 53            | 1%   |
| Cuba National Anti-Doping Agency                         | -       | -      | -   | 50      | 1       | -   | -       | -      | -   | -       | -       | -   | 50            | 1%   |
| Anti-Doping Uruguay                                      | 48      | -      | -   | 1       | -       | -   | -       | -      | -   | -       | -       | -   | 49            | 1%   |
| Anti-Doping Agency of Serbia                             | 40      | 1      | -   | -       | -       | -   | -       | -      | -   | -       | -       | -   | 40            | 1%   |
| Anti Doping Authority the Netherlands                    | 37      | -      | -   | -       | -       | -   | -       | -      | -   | -       | -       | -   | 37            | 1%   |
| Saudi Arabian Antidoping Committee                       | 32      | -      | 4   | 5       | -       | -   | -       | -      | -   | -       | -       | -   | 37            | 1%   |
| National Anti Doping Agency -India                       | 16      | -      | -   | 15      | -       | -   | -       | -      | -   | -       | -       | -   | 31            | 1%   |
| Italian Ministry of Health Department                    | 28      | -      | -   | -       | -       | -   | -       | -      | -   | -       | -       | -   | 28            | 1%   |
| National Anti-Doping Agency Austria GmbH                 | 4       | -      | -   | 24      | 1       | -   | -       | -      | -   | -       | -       | -   | 28            | 1%   |
| Drug Free Sport New Zealand                              | 12      | -      | -   | 15      | -       | -   | -       | -      | -   | -       | -       | -   | 27            | 0.5% |
| Chinese Taipei Anti-Doping Agency                        | -       | -      | -   | 26      | -       | -   | -       | -      | -   | -       | -       | -   | 26            | 0.5% |
| Qatar National Antidoping Committee                      | 12      | -      | -   | 13      | -       | -   | -       | -      | -   | -       | -       | -   | 25            | 0.5% |
| UK Anti-Doping   | 8       | -      | -   | 4       | -       | -   | -       | -      | -   | 12      | -       | -   | 24            | 0.4% |
| Cyprus Anti-Doping Authority                             | 21      | -      | -   | -       | -       | -   | -       | -      | -   | -       | -       | -   | 21            | 0.4% |
| Magyar Antidopping Csoport - HUNADO                      | 8       | -      | -   | 13      | -       | -   | -       | -      | -   | -       | -       | -   | 21            | 0.4% |
| Agency for Anti-Doping Control of Bosnia and Herzegovina | 20      | -      | -   | -       | -       | -   | -       | -      | -   | -       | -       | -   | 20            | 0.4% |
| Fédération internationale de Basketball Zone Afrique     | 20      | -      | -   | -       | -       | -   | -       | -      | -   | -       | -       | -   | 20            | 0.4% |
| Antidoping Switzerland                                   | 12      | -      | -   | 8       | -       | -   | -       | -      | -   | -       | -       | -   | 20            | 0.4% |
| Anti-Doping Centre Bulgaria                              | 16      | -      | -   | 2       | -       | -   | -       | -      | -   | -       | -       | -   | 18            | 0.3% |
| South East Asian Games Federation                        | 17      | -      | -   | -       | -       | -   | -       | -      | -   | -       | -       | -   | 17            | 0.3% |
| Comision Nacional de Cultura Fisica y Deporte Mexico     | -       | -      | -   | 16      | 2       | 1   | -       | -      | -   | -       | -       | -   | 16            | 0.3% |
| Luxembourg NADO  | 14      | -      | -   | -       | -       | -   | -       | -      | -   | -       | -       | -   | 14            | 0.3% |
| National Olympic and Sports Association of Iceland       | 8       | -      | 1   | 6       | -       | -   | -       | -      | -   | -       | -       | -   | 14            | 0.3% |
| Belarus National Anti-Doping Agency                      | -       | -      | -   | 12      | 1       | -   | -       | -      | -   | -       | -       | -   | 12            | 0.2% |
| Bahrain Anti-Doping Committee                            | 12      | -      | 1   | -       | -       | -   | -       | -      | -   | -       | -       | -   | 12            | 0.2% |
| Canadian Centre for Ethics in Sport                      | -       | -      | -   | 12      | -       | -   | -       | -      | -   | -       | -       | -   | 12            | 0.2% |
| Kuwait Anti-Doping Committee                             | 8       | -      | -   | 3       | -       | -   | -       | -      | -   | -       | -       | -   | 11            | 0.2% |
| Mexican federation of basketball                         | -       | -      | -   | 10      | -       | -   | -       | -      | -   | -       | -       | -   | 10            | 0.2% |
| Gulf States and Yemen RADO                               | 9       | -      | -   | -       | -       | -   | -       | -      | -   | -       | -       | -   | 9             | 0.2% |
| Union Sportive des Polices d'Europe                      | 9       | -      | -   | -       | -       | -   | -       | -      | -   | -       | -       | -   | 9             | 0.2% |
| Comité International des Jeux de la Francophonie         | 8       | -      | -   | -       | -       | -   | -       | -      | -   | -       | -       | -   | 8             | 0.1% |
| Georgian Anti-Doping Agency                              | 8       | -      | -   | -       | -       | -   | -       | -      | -   | -       | -       | -   | 8             | 0.1% |
| Lithuanian Anti-Doping Agency                            | 4       | -      | 1   | 4       | -       | -   | -       | -      | -   | -       | -       | -   | 8             | 0.1% |
| Slovak Anti-Doping Agency                                | 8       | -      | -   | -       | -       | -   | -       | -      | -   | -       | -       | -   | 8             | 0.1% |
| Caribbean Regional Anti-Doping Organization              | -       | -      | -   | 7       | -       | -   | -       | -      | -   | -       | -       | -   | 7             | 0.1% |
| East Asian Games Association                             | 7       | -      | -   | -       | -       | -   | -       | -      | -   | -       | -       | -   | 7             | 0.1% |
| International Committee of Mediterranean Games           | 6       | -      | -   | -       | -       | -   | -       | -      | -   | -       | -       | -   | 6             | 0.1% |
| Anti-Doping department of State Sports Medicine Centre   | 2       | -      | -   | 4       | -       | -   | -       | -      | -   | -       | -       | -   | 6             | 0.1% |
| Anti-Doping Commission of Malta                          | 6       | -      | -   | -       | -       | -   | -       | -      | -   | -       | -       | -   | 6             | 0.1% |
| Federation Française de la Police Française              | 5       | -      | -   | -       | -       | -   | -       | -      | -   | -       | -       | -   | 5             | 0.1% |
| Anti-Doping Agency of Malaysia                           | 4       | -      | -   | -       | -       | -   | -       | -      | -   | -       | -       | -   | 4             | 0.1% |
| Africa Zone II & III                                     | 4       | -      | -   | -       | -       | -   | -       | -      | -   | -       | -       | -   | 4             | 0.1% |
| Africa Zone VI   | -       | -      | -   | 4       | -       | -   | -       | -      | -   | -       | -       | -   | 4             | 0.1% |
| Irish Sports Council                                     | 4       | -      | -   | -       | -       | -   | -       | -      | -   | -       | -       | -   | 4             | 0.1% |
| Myanmar National Anti-Doping Organization                | -       | -      | -   | 4       | -       | -   | -       | -      | -   | -       | -       | -   | 4             | 0.1% |
| Organisation Deportiva Bolivariana                       | 4       | -      | -   | -       | -       | -   | -       | -      | -   | -       | -       | -   | 4             | 0.1% |
| Organización Deportiva Centroamericana y Caribeña        | 4       | -      | -   | -       | -       | -   | -       | -      | -   | -       | -       | -   | 4             | 0.1% |
| Turkish NOC Anti-Doping Commission                       | 4       | -      | -   | -       | -       | -   | -       | -      | -   | -       | -       | -   | 4             | 0.1% |
| Comité Monegasque Antidopage                             | -       | -      | -   | 3       | -       | -   | -       | -      | -   | -       | -       | -   | 3             | 0.1% |
| Jamaica Anti-Doping Commission                           | 2       | -      | -   | 1       | -       | -   | -       | -      | -   | -       | -       | -   | 3             | 0.1% |
| Jordan Anti-doping Organization                          | -       | -      | -   | 3       | 1       | -   | -       | -      | -   | -       | -       | -   | 3             | 0.1% |
| Olympic Council of Asia                                  | 3       | -      | -   | -       | -       | -   | -       | -      | -   | -       | -       | -   | 3             | 0.1% |

**2013 Anti-Doping Testing Figures**  
*Samples Analyzed and Reported by Accredited Laboratories in ADAMS*

**Table 21: Olympic Sport - Basketball - continued**

| Testing Authority (TA)                  | Urine       |           |           |     |             |           | Blood    |           |    |     |   |     | Total     |   |             |
|---|-------------|-----------|-----------|-----|-------------|-----------|----------|-----------|----|-----|---|-----|-----------|---|-------------|
|   | IC          | ATF       |           | AAF | IC          | ATF       |          | AAF       | IC | ATF |   | AAF | Samples   | % |             |
| Anti-Doping Singapore                   | -           | -         | -         | -   | 2           | -         | -        | -         | -  | -   | - | -   | -         | 2 | 0.04%       |
| Andorra National Anti-Doping Commission | -           | -         | -         | -   | 2           | -         | -        | -         | -  | -   | - | -   | -         | 2 | 0.04%       |
| Costa Rica NADO                         | 2           | -         | -         | -   | -           | -         | -        | -         | -  | -   | - | -   | -         | 2 | 0.04%       |
| Hong Kong Anti-Doping Committee         | -           | -         | -         | -   | 2           | -         | -        | -         | -  | -   | - | -   | -         | 2 | 0.04%       |
| Indonesian Anti-Doping Agency           | 2           | -         | -         | -   | -           | -         | -        | -         | -  | -   | - | -   | -         | 2 | 0.04%       |
| Iran National Anti-Doping Organization  | 2           | -         | -         | -   | -           | -         | -        | -         | -  | -   | - | -   | -         | 2 | 0.04%       |
| Turkish Cyprus Anti-Doping Agency       | 2           | -         | -         | -   | -           | -         | -        | -         | -  | -   | - | -   | -         | 2 | 0.04%       |
| Africa Zone IV                          | 1           | -         | -         | -   | -           | -         | -        | -         | -  | -   | - | -   | -         | 1 | 0.02%       |
| Comitato Permanente Antidoping          | -           | -         | -         | -   | 1           | -         | -        | -         | -  | -   | - | -   | -         | 1 | 0.02%       |
| University Sport Board of Thailand      | 1           | -         | -         | -   | -           | -         | -        | -         | -  | -   | - | -   | -         | 1 | 0.02%       |
|   | <b>3492</b> | <b>24</b> | <b>34</b> |     | <b>1933</b> | <b>28</b> | <b>1</b> | <b>80</b> |    |     |   |     | <b>41</b> |   | <b>5546</b> |

**2013 Anti-Doping Testing Figures**  
*Samples Analyzed and Reported by Accredited Laboratories in ADAMS*

**Table 22: Olympic Sport - Biathlon**

| Testing Authority (TA)                                 | Urine   |     |     |         |     |     | Blood   |     |     |         |     |     | Total   |       |
|--|---------|-----|-----|---------|-----|-----|---------|-----|-----|---------|-----|-----|---------|-------|
|  | IC      |     |     | OOC     |     |     | IC      |     |     | OOC     |     |     | Samples | %     |
|  | Samples | ATF | AAF | Samples | ATF | AAF | Samples | ATF | AAF | Samples | ATF | AAF |         |       |
| International Biathlon Union                           | 504     | 8   | 5   | 197     | 2   | 3   | -       | -   | -   | 20      | -   | -   | 721     | 31%   |
| Russian National Anti-Doping Organization              | 459     | 8   | 2   | 246     | 7   | -   | -       | -   | -   | 4       | -   | -   | 709     | 30%   |
| German National Anti-Doping Agency                     | 17      | -   | -   | 80      | -   | -   | -       | -   | -   | 9       | -   | -   | 106     | 5%    |
| World Anti-Doping Agency                               | -       | -   | -   | 57      | 2   | -   | -       | -   | -   | 39      | -   | -   | 96      | 4%    |
| Canadian Centre for Ethics in Sport                    | 28      | -   | -   | 42      | -   | -   | -       | -   | -   | 17      | -   | -   | 87      | 4%    |
| Kazakhstan National Anti-Doping Centre                 | 52      | -   | 1   | 18      | -   | -   | -       | -   | -   | -       | -   | -   | 70      | 3%    |
| Poland Commission against Doping in Sports             | 34      | -   | -   | 31      | -   | -   | -       | -   | -   | -       | -   | -   | 65      | 3%    |
| United States Anti-Doping Agency                       | 8       | -   | -   | 43      | -   | -   | -       | -   | -   | -       | -   | -   | 51      | 2%    |
| Anti-Doping Norway                                     | 16      | 1   | -   | 25      | -   | -   | -       | -   | -   | -       | -   | -   | 41      | 2%    |
| Swedish Sports Confederation Anti-Doping Group         | 9       | 1   | 1   | 31      | 1   | 1   | -       | -   | -   | 1       | -   | -   | 41      | 2%    |
| Korean Anti-Doping Agency                              | 10      | -   | 1   | 30      | -   | -   | -       | -   | -   | -       | -   | -   | 40      | 2%    |
| Chinese Anti-Doping Agency                             | 24      | -   | -   | 15      | -   | -   | -       | -   | -   | -       | -   | -   | 39      | 2%    |
| Finnish Anti-Doping Agency                             | 15      | 1   | -   | 19      | -   | -   | -       | -   | -   | -       | -   | -   | 34      | 1%    |
| National Anti-Doping Agency Austria GmbH               | -       | -   | -   | 31      | 1   | -   | -       | -   | -   | -       | -   | -   | 31      | 1%    |
| Japan Anti-Doping Agency                               | 8       | -   | -   | 20      | -   | -   | -       | -   | -   | -       | -   | -   | 28      | 1%    |
| Comitato Olimpico Nazionale Italiano                   | 6       | -   | -   | 19      | -   | -   | -       | -   | -   | -       | -   | -   | 25      | 1%    |
| Antidoping Switzerland                                 | -       | -   | -   | 21      | -   | -   | -       | -   | -   | 3       | -   | -   | 24      | 1%    |
| Fédération française de ski                            | 9       | -   | -   | 13      | -   | -   | -       | -   | -   | 1       | -   | -   | 23      | 1%    |
| Czech Anti-Doping Committee                            | 18      | -   | -   | -       | -   | -   | -       | -   | -   | -       | -   | -   | 18      | 1%    |
| UK Anti-Doping   | -       | -   | -   | 17      | -   | -   | -       | -   | -   | -       | -   | -   | 17      | 1%    |
| Anti-Doping Centre Bulgaria                            | 9       | -   | -   | 5       | -   | -   | -       | -   | -   | -       | -   | -   | 14      | 1%    |
| Estonian Anti-Doping Agency                            | -       | -   | -   | 14      | -   | -   | -       | -   | -   | -       | -   | -   | 14      | 1%    |
| Belarus National Anti-Doping Agency                    | 1       | -   | 1   | 9       | -   | -   | -       | -   | -   | -       | -   | -   | 10      | 0.4%  |
| Slovenian Antidoping Organization                      | -       | -   | -   | 10      | 2   | -   | -       | -   | -   | -       | -   | -   | 10      | 0.4%  |
| Romanian National Anti-Doping Agency                   | 9       | -   | -   | -       | -   | -   | -       | -   | -   | -       | -   | -   | 9       | 0.4%  |
| Australian Sports Anti-Doping Authority                | -       | -   | -   | 5       | -   | -   | -       | -   | -   | -       | -   | -   | 5       | 0.2%  |
| Conseil International des Sports Militaires            | 4       | -   | -   | -       | -   | -   | -       | -   | -   | -       | -   | -   | 4       | 0.2%  |
| Anti-Doping department of State Sports Medicine Centre | -       | -   | -   | 2       | -   | -   | -       | -   | -   | -       | -   | -   | 2       | 0.1%  |
| Andorra National Anti-Doping Commission                | -       | -   | -   | 1       | -   | -   | -       | -   | -   | -       | -   | -   | 1       | 0.0%  |
| Drug Free Sport New Zealand                            | -       | -   | -   | 1       | -   | -   | -       | -   | -   | -       | -   | -   | 1       | 0.04% |
| Magyar Antidopping Csoport - HUNADO                    | -       | -   | -   | 1       | -   | -   | -       | -   | -   | -       | -   | -   | 1       | 0.04% |
| Lithuanian Anti-Doping Agency                          | -       | -   | -   | 1       | -   | -   | -       | -   | -   | -       | -   | -   | 1       | 0.04% |
|  | 1240    | 19  | 11  | 1004    | 15  | 4   | -       | -   | -   | 94      | -   | -   | 2338    |       |

**2013 Anti-Doping Testing Figures**  
*Samples Analyzed and Reported by Accredited Laboratories in ADAMS*

**Table 23: Olympic Sport - Bobsleigh and Skeleton**

| Testing Authority (TA)                                 | Urine      |          |          |            |           |          | Blood      |          |          |            |          |          | Total Samples | %    |
|--|------------|----------|----------|------------|-----------|----------|------------|----------|----------|------------|----------|----------|---------------|------|
|  | IC Samples | ATF      | AAF      | IC Samples | ATF       | AAF      | IC Samples | ATF      | AAF      | IC Samples | ATF      | AAF      |               |      |
| United States Anti-Doping Agency                       | 82         | 3        | 1        | 180        | 6         | -        | -          | -        | -        | 25         | -        | -        | 287           | 21%  |
| German National Anti-Doping Agency                     | 13         | -        | -        | 230        | -         | -        | -          | -        | -        | -          | -        | -        | 243           | 18%  |
| Russian National Anti-Doping Organization              | 96         | -        | -        | 46         | 2         | -        | -          | -        | -        | -          | -        | -        | 142           | 10%  |
| Antidoping Switzerland                                 | 14         | -        | 1        | 111        | 1         | -        | -          | -        | -        | 16         | -        | -        | 141           | 10%  |
| Canadian Centre for Ethics in Sport                    | 39         | -        | -        | 78         | -         | -        | -          | -        | -        | -          | -        | -        | 117           | 9%   |
| International Bobsleigh and Skeleton Federation        | 47         | 1        | -        | 47         | -         | -        | -          | -        | -        | 2          | -        | -        | 96            | 7%   |
| World Anti-Doping Agency                               | -          | -        | -        | 40         | -         | -        | -          | -        | -        | 40         | -        | -        | 80            | 6%   |
| UK Anti-Doping   | -          | -        | -        | 42         | -         | -        | -          | -        | -        | 26         | -        | -        | 68            | 5%   |
| Romanian National Anti-Doping Agency                   | 21         | -        | -        | 30         | -         | -        | -          | -        | -        | -          | -        | -        | 51            | 4%   |
| Anti Doping Authority the Netherlands                  | -          | -        | -        | 31         | 1         | -        | -          | -        | -        | -          | -        | -        | 31            | 2%   |
| Australian Sports Anti-Doping Authority                | -          | -        | -        | 23         | -         | -        | -          | -        | -        | -          | -        | -        | 23            | 2%   |
| Japan Anti-Doping Agency                               | 4          | -        | -        | 17         | -         | -        | -          | -        | -        | -          | -        | -        | 21            | 2%   |
| Anti-Doping department of State Sports Medicine Centre | -          | -        | -        | 17         | -         | -        | -          | -        | -        | -          | -        | -        | 17            | 1%   |
| Comitato Olimpico Nazionale Italiano                   | -          | -        | -        | 13         | -         | -        | -          | -        | -        | -          | -        | -        | 13            | 1%   |
| Korean Anti-Doping Agency                              | -          | -        | -        | 13         | -         | -        | -          | -        | -        | -          | -        | -        | 13            | 1%   |
| National Anti-Doping Agency Austria GmbH               | -          | -        | -        | 10         | -         | -        | 2          | -        | -        | -          | -        | -        | 12            | 1%   |
| NADO Flanders  | -          | -        | -        | 5          | -         | -        | -          | -        | -        | -          | -        | -        | 5             | 0.4% |
| Czech Anti-Doping Committee                            | -          | -        | -        | 4          | -         | -        | -          | -        | -        | -          | -        | -        | 4             | 0.3% |
| Comité Monegasque Antidopage                           | -          | -        | -        | 4          | -         | -        | -          | -        | -        | -          | -        | -        | 4             | 0.3% |
| Croatian Institute for Toxicology and Antidoping       | -          | -        | -        | 1          | -         | -        | -          | -        | -        | -          | -        | -        | 1             | 0.1% |
| Drug Free Sport New Zealand                            | -          | -        | -        | 1          | -         | -        | -          | -        | -        | -          | -        | -        | 1             | 0.1% |
| Fédération française des sports de glace               | -          | -        | -        | 1          | -         | -        | -          | -        | -        | -          | -        | -        | 1             | 0.1% |
| Slovenian Antidoping Organization                      | -          | -        | -        | 1          | -         | -        | -          | -        | -        | -          | -        | -        | 1             | 0.1% |
|  | <b>316</b> | <b>4</b> | <b>2</b> | <b>945</b> | <b>10</b> | <b>-</b> | <b>2</b>   | <b>-</b> | <b>-</b> | <b>109</b> | <b>-</b> | <b>-</b> | <b>1372</b>   |      |

**Table 24: Olympic Sport - Boxing**

| Testing Authority (TA)                                  | Urine   |        |     |         |        |     | Blood   |        |     |         |        |     | Total   |      |
|---|---------|--------|-----|---------|--------|-----|---------|--------|-----|---------|--------|-----|---------|------|
|   | Samples | IC ATF | AAF | Samples | IC ATF | AAF | Samples | IC ATF | AAF | Samples | IC ATF | AAF | Samples | %    |
| National Anti Doping Agency -India                      | 85      | -      | 3   | 329     | -      | 1   | -       | -      | -   | 64      | -      | -   | 478     | 14%  |
| Russian National Anti-Doping Organization               | 54      | 1      | -   | 197     | 5      | 1   | -       | -      | -   | -       | -      | -   | 251     | 7%   |
| Chinese Anti-Doping Agency                              | 140     | -      | 1   | 89      | -      | -   | -       | -      | -   | 4       | -      | -   | 233     | 7%   |
| United States Anti-Doping Agency                        | 23      | 2      | -   | 119     | 6      | -   | 2       | -      | -   | 57      | -      | -   | 201     | 6%   |
| Kazakhstan National Anti-Doping Centre                  | -       | -      | -   | 176     | -      | -   | -       | -      | -   | -       | -      | -   | 176     | 5%   |
| International Boxing Association                        | 157     | 4      | 3   | 18      | -      | -   | -       | -      | -   | -       | -      | -   | 175     | 5%   |
| German National Anti-Doping Agency                      | 40      | -      | 1   | 107     | -      | -   | -       | -      | -   | -       | -      | -   | 147     | 4%   |
| Poland Commission against Doping in Sports              | 36      | 1      | 2   | 77      | -      | -   | -       | -      | -   | 4       | -      | -   | 117     | 3%   |
| Romanian National Anti-Doping Agency                    | 50      | -      | 1   | 35      | -      | -   | 5       | -      | -   | -       | -      | -   | 90      | 3%   |
| NADO Flanders   | 82      | 1      | 6   | 3       | -      | -   | -       | -      | -   | -       | -      | -   | 85      | 2%   |
| Korean Anti-Doping Agency                               | 43      | -      | -   | 41      | 2      | -   | -       | -      | -   | -       | -      | -   | 84      | 2%   |
| Comitato Olimpico Nazionale Italiano                    | 61      | -      | 2   | 17      | -      | -   | -       | -      | -   | 4       | -      | -   | 82      | 2%   |
| European Boxing Confederation                           | 74      | 2      | 1   | -       | -      | -   | -       | -      | -   | -       | -      | -   | 74      | 2%   |
| Antidoping Switzerland                                  | 42      | -      | 1   | 28      | -      | -   | -       | -      | -   | -       | -      | -   | 70      | 2%   |
| Sports Authority of Thailand                            | 48      | -      | 1   | 21      | -      | -   | -       | -      | -   | -       | -      | -   | 69      | 2%   |
| Irish Sports Council                                    | 4       | -      | -   | 47      | -      | -   | -       | -      | -   | 11      | -      | -   | 62      | 2%   |
| Fédération française de boxe                            | 52      | -      | 4   | 9       | -      | 1   | -       | -      | -   | -       | -      | -   | 61      | 2%   |
| Australian Sports Anti-Doping Authority                 | 15      | -      | -   | 26      | -      | -   | -       | -      | -   | 10      | -      | -   | 51      | 1%   |
| Swedish Sports Confederation Anti-Doping Group          | 17      | -      | -   | 33      | 3      | 1   | -       | -      | -   | -       | -      | -   | 50      | 1%   |
| French Community of Belgium NADO                        | 40      | -      | 1   | 7       | -      | -   | -       | -      | -   | -       | -      | -   | 47      | 1%   |
| South African Institute for Drug-Free Sport             | 44      | -      | -   | -       | -      | -   | -       | -      | -   | -       | -      | -   | 44      | 1%   |
| UK Anti-Doping  | 22      | -      | 1   | 19      | -      | -   | 2       | -      | -   | -       | -      | -   | 43      | 1%   |
| Canadian Centre for Ethics in Sport                     | 16      | -      | -   | 23      | -      | -   | -       | -      | -   | -       | -      | -   | 39      | 1%   |
| Anti-Doping Norway                                      | 7       | -      | -   | 31      | 6      | -   | -       | -      | -   | -       | -      | -   | 38      | 1%   |
| European Boxing Union                                   | 37      | 2      | 1   | -       | -      | -   | -       | -      | -   | -       | -      | -   | 37      | 1%   |
| Finnish Anti-Doping Agency                              | 17      | 1      | -   | 20      | 2      | -   | -       | -      | -   | -       | -      | -   | 37      | 1%   |
| Magyar Antidopping Csoport - HUNADO                     | 15      | -      | -   | 19      | -      | 1   | -       | -      | -   | 1       | -      | -   | 35      | 1%   |
| Cuba National Anti-Doping Agency                        | 26      | -      | -   | 7       | -      | -   | -       | -      | -   | -       | -      | -   | 33      | 1%   |
| World Series Boxing                                     | 33      | 1      | 1   | -       | -      | -   | -       | -      | -   | -       | -      | -   | 33      | 1%   |
| Anti Doping Denmark                                     | 11      | -      | -   | 14      | -      | -   | -       | -      | -   | -       | -      | -   | 25      | 1%   |
| Czech Anti-Doping Committee                             | 13      | -      | -   | 12      | -      | -   | -       | -      | -   | -       | -      | -   | 25      | 1%   |
| Jordan Anti-doping Organization                         | 15      | -      | -   | 10      | -      | -   | -       | -      | -   | -       | -      | -   | 25      | 1%   |
| Anti-Doping Centre Bulgaria                             | 14      | -      | -   | 8       | -      | -   | -       | -      | -   | -       | -      | -   | 22      | 1%   |
| Colombian NADO  | -       | -      | -   | 18      | -      | -   | -       | -      | -   | -       | -      | -   | 18      | 1%   |
| National Anti-Doping Agency Austria GmbH                | 15      | -      | -   | 3       | -      | -   | -       | -      | -   | -       | -      | -   | 18      | 1%   |
| Brazilian Bowling Federation                            | 17      | -      | -   | -       | -      | -   | -       | -      | -   | -       | -      | -   | 17      | 0.5% |
| Japan Anti-Doping Agency                                | 14      | -      | -   | 3       | -      | -   | -       | -      | -   | -       | -      | -   | 17      | 0.5% |
| Autoridade Antidopagem de Portugal                      | 16      | -      | 2   | -       | -      | -   | -       | -      | -   | -       | -      | -   | 16      | 0.5% |
| Saudi Arabian Antidoping Committee                      | 16      | -      | 7   | -       | -      | -   | -       | -      | -   | -       | -      | -   | 16      | 0.5% |
| Venezuela NADO  | 16      | -      | -   | -       | -      | -   | -       | -      | -   | -       | -      | -   | 16      | 0.5% |
| Bund Deutscher Berufsboxer e.V                          | 15      | -      | -   | -       | -      | -   | -       | -      | -   | -       | -      | -   | 15      | 0.4% |
| Croatian Institute for Toxicology and Antidoping        | 7       | -      | 1   | 7       | -      | -   | -       | -      | -   | -       | -      | -   | 14      | 0.4% |
| Organización Deportiva Centroamericana y Caribeña       | 14      | -      | -   | -       | -      | -   | -       | -      | -   | -       | -      | -   | 14      | 0.4% |
| SportAccord Event Organiser                             | 14      | -      | -   | -       | -      | -   | -       | -      | -   | -       | -      | -   | 14      | 0.4% |
| South East Asian Games Federation                       | 14      | -      | -   | -       | -      | -   | -       | -      | -   | -       | -      | -   | 14      | 0.4% |
| Anti Doping Authority the Netherlands                   | 10      | -      | -   | 3       | -      | -   | -       | -      | -   | -       | -      | -   | 13      | 0.4% |
| Comité Monegasque Antidopage                            | 12      | 1      | -   | -       | -      | -   | -       | -      | -   | -       | -      | -   | 12      | 0.3% |
| Italian Ministry of Health Department                   | 12      | -      | -   | -       | -      | -   | -       | -      | -   | -       | -      | -   | 12      | 0.3% |
| Myanmar National Anti-Doping Organization               | -       | -      | -   | 12      | -      | 1   | -       | -      | -   | -       | -      | -   | 12      | 0.3% |
| Namibia National Olympic Committee                      | 12      | -      | -   | -       | -      | -   | -       | -      | -   | -       | -      | -   | 12      | 0.3% |
| Turkish NOC Anti-Doping Commission                      | -       | -      | -   | 12      | -      | -   | -       | -      | -   | -       | -      | -   | 12      | 0.3% |
| Brazilian Boxing Confederation                          | 10      | 1      | -   | -       | -      | -   | -       | -      | -   | -       | -      | -   | 10      | 0.3% |
| Caribbean Regional Anti-Doping Organization             | -       | -      | -   | 10      | -      | -   | -       | -      | -   | -       | -      | -   | 10      | 0.3% |
| Chile National Anti-Doping Commission                   | 10      | -      | -   | -       | -      | -   | -       | -      | -   | -       | -      | -   | 10      | 0.3% |
| International Committee of Mediterranean Games          | 10      | -      | -   | -       | -      | -   | -       | -      | -   | -       | -      | -   | 10      | 0.3% |
| Central Asia RADO                                       | -       | -      | -   | 9       | -      | 1   | -       | -      | -   | -       | -      | -   | 9       | 0.3% |
| Confederação Brasileira de Boxe                         | 8       | -      | -   | -       | -      | -   | -       | -      | -   | -       | -      | -   | 8       | 0.2% |
| Georgian Anti-Doping Agency                             | 4       | -      | -   | 4       | -      | -   | -       | -      | -   | -       | -      | -   | 8       | 0.2% |
| Italian Boxing federation                               | 8       | -      | -   | -       | -      | -   | -       | -      | -   | -       | -      | -   | 8       | 0.2% |
| World Boxing Council                                    | 8       | -      | -   | -       | -      | -   | -       | -      | -   | -       | -      | -   | 8       | 0.2% |
| Spain National Anti-Doping Agency                       | -       | -      | -   | 7       | -      | -   | -       | -      | -   | -       | -      | -   | 7       | 0.2% |
| Anti-Doping Agency of Serbia                            | 6       | -      | -   | -       | -      | -   | -       | -      | -   | -       | -      | -   | 6       | 0.2% |
| Federacion Dominicana de Medicina del Deporte           | 6       | -      | -   | -       | -      | -   | -       | -      | -   | -       | -      | -   | 6       | 0.2% |
| Kuwait Anti-Doping Committee                            | 6       | -      | 3   | -       | -      | -   | -       | -      | -   | -       | -      | -   | 6       | 0.2% |
| Namibia Professional Boxing and Wrestling Control Board | 6       | -      | -   | -       | -      | -   | -       | -      | -   | -       | -      | -   | 6       | 0.2% |
| Organisation Deportiva Bolivariana                      | 6       | -      | -   | -       | -      | -   | -       | -      | -   | -       | -      | -   | 6       | 0.2% |
| University Sport Board of Thailand                      | 6       | -      | -   | -       | -      | -   | -       | -      | -   | -       | -      | -   | 6       | 0.2% |
| Spanish Boxing Federation (FEB)                         | -       | -      | -   | 5       | -      | -   | -       | -      | -   | -       | -      | -   | 5       | 0.1% |
| Jamaica Anti-Doping Commission                          | 3       | -      | -   | 2       | -      | -   | -       | -      | -   | -       | -      | -   | 5       | 0.1% |
| Africa Regional Anti-Doping Organization Zone V         | -       | -      | -   | 4       | -      | -   | -       | -      | -   | -       | -      | -   | 4       | 0.1% |
| Botswana Olympic Committee                              | 4       | -      | -   | -       | -      | -   | -       | -      | -   | -       | -      | -   | 4       | 0.1% |
| Comision Nacional de Cultura Fisica y Deporte Mexico    | 4       | -      | -   | -       | -      | -   | -       | -      | -   | -       | -      | -   | 4       | 0.1% |
| Suomen Ammattinyrkkeilyliitto r.y.                      | 4       | -      | -   | -       | -      | -   | -       | -      | -   | -       | -      | -   | 4       | 0.1% |
| Federation Sportive et Gymnique du Travail              | 4       | -      | -   | -       | -      | -   | -       | -      | -   | -       | -      | -   | 4       | 0.1% |
| Deutscher Amateur-Box-Verband                           | 4       | -      | -   | -       | -      | -   | -       | -      | -   | -       | -      | -   | 4       | 0.1% |
| International Boxing Federation                         | 4       | -      | -   | -       | -      | -   | -       | -      | -   | -       | -      | -   | 4       | 0.1% |
| World Boxing Association                                | 4       | -      | -   | -       | -      | -   | -       | -      | -   | -       | -      | -   | 4       | 0.1% |
| World Boxing Federation                                 | 4       | -      | -   | -       | -      | -   | -       | -      | -   | -       | -      | -   | 4       | 0.1% |
| Africa Zone VI  | -       | -      | -   | 3       | -      | -   | -       | -      | -   | -       | -      | -   | 3       | 0.1% |
| Koninklijke Belgische Boksbond                          | 3       | -      | -   | -       | -      | -   | -       | -      | -   | -       | -      | -   | 3       | 0.1% |

**2013 Anti-Doping Testing Figures**  
*Samples Analyzed and Reported by Accredited Laboratories in ADAMS*

**Table 24: Olympic Sport - Boxing**

| Testing Authority (TA)                                   | Urine         |           |           |               |           |          | Blood         |          |          |               |          |          | Total       |       |
|--|---------------|-----------|-----------|---------------|-----------|----------|---------------|----------|----------|---------------|----------|----------|-------------|-------|
|  | IC<br>Samples | ATF       | AAF       | IC<br>Samples | ATF       | AAF      | IC<br>Samples | ATF      | AAF      | IC<br>Samples | ATF      | AAF      | Samples     | %     |
| Drug Free Sport New Zealand                              | 3             | -         | -         | -             | -         | -        | -             | -        | -        | -             | -        | -        | 3           | 0.1%  |
| Guatemala NADO   | 3             | -         | -         | -             | -         | -        | -             | -        | -        | -             | -        | -        | 3           | 0.1%  |
| Hong Kong Anti-Doping Committee                          | -             | -         | -         | 3             | -         | -        | -             | -        | -        | -             | -        | -        | 3           | 0.1%  |
| South American Sports Organization                       | 3             | -         | -         | -             | -         | -        | -             | -        | -        | -             | -        | -        | 3           | 0.1%  |
| South American Sports Drug Agency                        | 3             | -         | -         | -             | -         | -        | -             | -        | -        | -             | -        | -        | 3           | 0.1%  |
| Africa Zone I  | -             | -         | -         | 2             | -         | -        | -             | -        | -        | -             | -        | -        | 2           | 0.1%  |
| NADO Algérienne  | 2             | -         | -         | -             | -         | -        | -             | -        | -        | -             | -        | -        | 2           | 0.1%  |
| l'Agence Nationale Antidopage Tunisie                    | 2             | -         | -         | -             | -         | -        | -             | -        | -        | -             | -        | -        | 2           | 0.1%  |
| Agency for Anti-Doping Control of Bosnia and Herzegovina | -             | -         | -         | 2             | -         | -        | -             | -        | -        | -             | -        | -        | 2           | 0.1%  |
| Belarus National Anti-Doping Agency                      | -             | -         | -         | 2             | 1         | -        | -             | -        | -        | -             | -        | -        | 2           | 0.1%  |
| Estonian Anti-Doping Agency                              | -             | -         | -         | 2             | -         | -        | -             | -        | -        | -             | -        | -        | 2           | 0.1%  |
| International University Sport Federation                | -             | -         | -         | -             | -         | -        | 2             | -        | -        | -             | -        | -        | 2           | 0.1%  |
| Indonesian Anti-Doping Agency                            | 2             | -         | -         | -             | -         | -        | -             | -        | -        | -             | -        | -        | 2           | 0.1%  |
| Anti-Doping Uruguay                                      | 1             | -         | -         | 1             | -         | -        | -             | -        | -        | -             | -        | -        | 2           | 0.1%  |
| World Anti-Doping Agency                                 | -             | -         | -         | 2             | -         | -        | -             | -        | -        | -             | -        | -        | 2           | 0.1%  |
| West Asia RADO   | -             | -         | -         | 2             | -         | -        | -             | -        | -        | -             | -        | -        | 2           | 0.1%  |
| Anti-Doping Singapore                                    | -             | -         | -         | 1             | -         | -        | -             | -        | -        | -             | -        | -        | 1           | 0.03% |
| Africa Zone II & III                                     | 1             | -         | -         | -             | -         | -        | -             | -        | -        | -             | -        | -        | 1           | 0.03% |
| Bermuda Sport Anti Doping Authority                      | 1             | -         | -         | -             | -         | -        | -             | -        | -        | -             | -        | -        | 1           | 0.03% |
| Cyprus Anti-Doping Authority                             | -             | -         | -         | 1             | -         | -        | -             | -        | -        | -             | -        | -        | 1           | 0.03% |
| Lithuanian Anti-Doping Agency                            | -             | -         | -         | 1             | -         | -        | -             | -        | -        | -             | -        | -        | 1           | 0.03% |
| Nigeria Boxing Federation                                | -             | -         | -         | 1             | -         | -        | -             | -        | -        | -             | -        | -        | 1           | 0.03% |
| Oceania Regional Anti-Doping Organization                | -             | -         | -         | 1             | -         | -        | -             | -        | -        | -             | -        | -        | 1           | 0.03% |
| South East Asia RADO                                     | -             | -         | -         | 1             | -         | -        | -             | -        | -        | -             | -        | -        | 1           | 0.03% |
|  | <b>1690</b>   | <b>17</b> | <b>43</b> | <b>1666</b>   | <b>25</b> | <b>7</b> | <b>11</b>     | <b>-</b> | <b>-</b> | <b>155</b>    | <b>-</b> | <b>-</b> | <b>3522</b> |       |

**Table 25: Olympic Sport - Canoe / Kayak**

| Testing Authority (TA)                                 | Urine         |     |     |               |     |     | Blood         |     |     |               |     |     | Total<br>Samples | %     |
|--|---------------|-----|-----|---------------|-----|-----|---------------|-----|-----|---------------|-----|-----|------------------|-------|
|  | IC<br>Samples | ATF | AAF | IC<br>Samples | ATF | AAF | IC<br>Samples | ATF | AAF | IC<br>Samples | ATF | AAF |                  |       |
| Chinese Anti-Doping Agency                             | 188           | -   | -   | 352           | 2   | 2   | -             | -   | -   | 5             | -   | -   | 545              | 14%   |
| Russian National Anti-Doping Organization              | 249           | 5   | 6   | 245           | 5   | -   | 15            | -   | -   | -             | -   | -   | 509              | 13%   |
| German National Anti-Doping Agency                     | -             | -   | -   | 431           | -   | -   | -             | -   | -   | 11            | -   | -   | 442              | 11%   |
| International Canoe Federation                         | 174           | 1   | 2   | 106           | 3   | -   | 12            | -   | -   | 7             | -   | -   | 299              | 7%    |
| Poland Commission against Doping in Sports             | 81            | -   | 1   | 174           | 2   | 2   | -             | -   | -   | -             | -   | -   | 255              | 6%    |
| Australian Sports Anti-Doping Authority                | 77            | -   | -   | 100           | 1   | -   | -             | -   | -   | 11            | -   | -   | 188              | 5%    |
| Deutscher Kanu-Verband                                 | 141           | 1   | 1   | -             | -   | -   | -             | -   | -   | -             | -   | -   | 141              | 4%    |
| Spanish Federation Canoe/Kayak                         | 53            | -   | -   | 81            | -   | 1   | -             | -   | -   | 1             | -   | -   | 135              | 3%    |
| Canadian Centre for Ethics in Sport                    | 51            | -   | 1   | 62            | -   | 1   | -             | -   | -   | 12            | -   | -   | 125              | 3%    |
| Kazakhstan National Anti-Doping Centre                 | 66            | -   | 1   | 55            | -   | -   | -             | -   | -   | -             | -   | -   | 121              | 3%    |
| Romanian National Anti-Doping Agency                   | 9             | -   | -   | 76            | 1   | -   | -             | -   | -   | 22            | -   | -   | 107              | 3%    |
| French Canoe Kayak Federation                          | 90            | -   | -   | 5             | -   | -   | -             | -   | -   | -             | -   | -   | 95               | 2%    |
| Magyar Antidopping Csoport - HUNADO                    | 12            | -   | -   | 67            | -   | 1   | -             | -   | -   | 15            | -   | -   | 94               | 2%    |
| Czech Anti-Doping Committee                            | 36            | -   | -   | 23            | -   | -   | -             | -   | -   | 4             | -   | -   | 63               | 2%    |
| Autoridade Antidopagem de Portugal                     | 13            | -   | -   | 29            | -   | -   | -             | -   | -   | 11            | -   | -   | 53               | 1%    |
| Comitato Olimpico Nazionale Italiano                   | 24            | -   | -   | 24            | 3   | -   | -             | -   | -   | -             | -   | -   | 48               | 1%    |
| Swedish Sports Confederation Anti-Doping Group         | 15            | -   | -   | 24            | -   | -   | -             | -   | -   | 8             | -   | -   | 47               | 1%    |
| Slovak Anti-Doping Agency                              | 20            | -   | -   | 24            | 2   | -   | -             | -   | -   | -             | -   | -   | 44               | 1%    |
| Japan Anti-Doping Agency                               | 27            | -   | -   | 16            | -   | -   | -             | -   | -   | -             | -   | -   | 43               | 1%    |
| UK Anti-Doping   | -             | -   | -   | 33            | -   | -   | 3             | -   | -   | 6             | -   | -   | 42               | 1%    |
| National Anti Doping Agency -India                     | 20            | -   | -   | 17            | -   | -   | -             | -   | -   | -             | -   | -   | 37               | 1%    |
| National Anti-Doping Agency Austria GmbH               | 6             | -   | -   | 30            | 2   | -   | -             | -   | -   | -             | -   | -   | 36               | 1%    |
| Anti Doping Denmark                                    | 6             | 1   | -   | 28            | -   | -   | -             | -   | -   | -             | -   | -   | 34               | 1%    |
| Brazilian Canoe Confederation                          | 34            | 1   | 3   | -             | -   | -   | -             | -   | -   | -             | -   | -   | 34               | 1%    |
| Cuba National Anti-Doping Agency                       | -             | -   | -   | 34            | 2   | -   | -             | -   | -   | -             | -   | -   | 34               | 1%    |
| Irish Sports Council                                   | -             | -   | -   | 16            | -   | -   | -             | -   | -   | 17            | -   | -   | 33               | 1%    |
| Finnish Anti-Doping Agency                             | 15            | -   | -   | 16            | 2   | -   | -             | -   | -   | 1             | -   | -   | 32               | 1%    |
| European Canoe Association (ECA)                       | 31            | -   | 1   | -             | -   | -   | -             | -   | -   | -             | -   | -   | 31               | 1%    |
| South African Institute for Drug-Free Sport            | 29            | -   | -   | 1             | -   | -   | -             | -   | -   | -             | -   | -   | 30               | 1%    |
| United States Anti-Doping Agency                       | 12            | -   | 1   | 13            | -   | -   | -             | -   | -   | -             | -   | -   | 25               | 1%    |
| Drug Free Sport New Zealand                            | 10            | -   | -   | 13            | -   | -   | -             | -   | -   | -             | -   | -   | 23               | 1%    |
| Anti-Doping Norway                                     | 17            | -   | -   | 5             | -   | -   | -             | -   | -   | -             | -   | -   | 22               | 1%    |
| International World Games Association                  | 20            | -   | -   | -             | -   | -   | 2             | -   | -   | -             | -   | -   | 22               | 1%    |
| Anti-Doping Centre Bulgaria                            | 12            | -   | -   | 9             | -   | -   | -             | -   | -   | -             | -   | -   | 21               | 1%    |
| Antidoping Switzerland                                 | 12            | -   | -   | 9             | -   | -   | -             | -   | -   | -             | -   | -   | 21               | 1%    |
| Italian Ministry of Health Department                  | 20            | -   | -   | -             | -   | -   | -             | -   | -   | -             | -   | -   | 20               | 0.5%  |
| Anti-Doping Agency of Serbia                           | 13            | -   | -   | 5             | -   | -   | -             | -   | -   | -             | -   | -   | 18               | 0.4%  |
| Korean Anti-Doping Agency                              | 3             | -   | -   | 14            | -   | -   | -             | -   | -   | -             | -   | -   | 17               | 0.4%  |
| Chile National Anti-Doping Commission                  | 15            | -   | -   | -             | -   | -   | -             | -   | -   | -             | -   | -   | 15               | 0.4%  |
| International Committee of Mediterranean Games         | 14            | -   | 1   | -             | -   | -   | -             | -   | -   | -             | -   | -   | 14               | 0.3%  |
| Anti-Doping Singapore                                  | -             | -   | -   | 13            | -   | -   | -             | -   | -   | -             | -   | -   | 13               | 0.3%  |
| Organisation Deportiva Bolivariana                     | 12            | -   | 1   | -             | -   | -   | -             | -   | -   | -             | -   | -   | 12               | 0.3%  |
| South East Asian Games Federation                      | 11            | -   | -   | -             | -   | -   | -             | -   | -   | -             | -   | -   | 11               | 0.3%  |
| Sports Authority of Thailand                           | -             | -   | -   | 10            | -   | -   | -             | -   | -   | -             | -   | -   | 10               | 0.2%  |
| Venezuela NADO   | 9             | -   | -   | -             | -   | -   | -             | -   | -   | -             | -   | -   | 9                | 0.2%  |
| Hellenic National Council for Combatting Doping        | 6             | -   | -   | -             | -   | -   | -             | -   | -   | -             | -   | -   | 6                | 0.1%  |
| Spain National Anti-Doping Agency                      | 6             | -   | 2   | -             | -   | -   | -             | -   | -   | -             | -   | -   | 6                | 0.1%  |
| Lithuanian Anti-Doping Agency                          | -             | -   | -   | 4             | -   | -   | -             | -   | -   | 2             | -   | -   | 6                | 0.1%  |
| Oceania Regional Anti-Doping Organization              | -             | -   | -   | 6             | -   | -   | -             | -   | -   | -             | -   | -   | 6                | 0.1%  |
| Belarus National Anti-Doping Agency                    | -             | -   | -   | 4             | -   | 2   | -             | -   | -   | -             | -   | -   | 4                | 0.1%  |
| Myanmar National Anti-Doping Organization              | -             | -   | -   | 4             | -   | -   | -             | -   | -   | -             | -   | -   | 4                | 0.1%  |
| NADO Flanders  | -             | -   | -   | 4             | -   | -   | -             | -   | -   | -             | -   | -   | 4                | 0.1%  |
| South American Sports Organization                     | 4             | -   | -   | -             | -   | -   | -             | -   | -   | -             | -   | -   | 4                | 0.1%  |
| French Community of Belgium NADO                       | -             | -   | -   | 3             | -   | -   | -             | -   | -   | -             | -   | -   | 3                | 0.1%  |
| Hong Kong Anti-Doping Committee                        | -             | -   | -   | 2             | -   | -   | -             | -   | -   | -             | -   | -   | 2                | 0.05% |
| Iran National Anti-Doping Organization                 | -             | -   | -   | 2             | -   | -   | -             | -   | -   | -             | -   | -   | 2                | 0.05% |
| Anti-Doping department of State Sports Medicine Centre | -             | -   | -   | 2             | -   | -   | -             | -   | -   | -             | -   | -   | 2                | 0.05% |
| National Sports Council of Education                   | -             | -   | -   | 2             | -   | -   | -             | -   | -   | -             | -   | -   | 2                | 0.05% |
| Guatemala NADO   | 1             | -   | -   | -             | -   | -   | -             | -   | -   | -             | -   | -   | 1                | 0.02% |
| Anti-Doping Commission of Malta                        | -             | -   | -   | 1             | -   | -   | -             | -   | -   | -             | -   | -   | 1                | 0.02% |
| Slovenian Antidoping Organization                      | -             | -   | -   | 1             | -   | -   | -             | -   | -   | -             | -   | -   | 1                | 0.02% |
|  | 1664          | 9   | 21  | 2195          | 25  | 9   | 32            | -   | -   | 133           | -   | -   | 4024             |       |

**2013 Anti-Doping Testing Figures**  
*Samples Analyzed and Reported by Accredited Laboratories in ADAMS*

**Table 26: Olympic Sport - Curling**

| Testing Authority (TA)                                 | Urine         |          |          |               |          |          | Blood         |          |          |               |          |          | Total      |      |
|--|---------------|----------|----------|---------------|----------|----------|---------------|----------|----------|---------------|----------|----------|------------|------|
|  | IC<br>Samples | ATF      | AAF      | IC<br>Samples | ATF      | AAF      | IC<br>Samples | ATF      | AAF      | IC<br>Samples | ATF      | AAF      | Samples    | %    |
| World Curling Federation                               | 42            | -        | 1        | 66            | -        | -        | -             | -        | -        | -             | -        | -        | 108        | 20%  |
| Russian National Anti-Doping Organization              | 8             | -        | -        | 78            | 2        | -        | -             | -        | -        | -             | -        | -        | 86         | 16%  |
| United States Anti-Doping Agency                       | 33            | -        | -        | 48            | -        | -        | -             | -        | -        | -             | -        | -        | 81         | 15%  |
| Chinese Anti-Doping Agency                             | -             | -        | -        | 41            | -        | -        | -             | -        | -        | -             | -        | -        | 41         | 8%   |
| Japan Anti-Doping Agency                               | 17            | -        | -        | 15            | -        | -        | -             | -        | -        | -             | -        | -        | 32         | 6%   |
| German National Anti-Doping Agency                     | 6             | -        | -        | 25            | -        | -        | -             | -        | -        | -             | -        | -        | 31         | 6%   |
| Korean Anti-Doping Agency                              | 10            | -        | -        | 15            | -        | -        | -             | -        | -        | -             | -        | -        | 25         | 5%   |
| Antidoping Switzerland                                 | 20            | -        | 1        | 5             | -        | -        | -             | -        | -        | -             | -        | -        | 25         | 5%   |
| Canadian Centre for Ethics in Sport                    | 16            | -        | -        | 1             | -        | -        | -             | -        | -        | -             | -        | -        | 17         | 3%   |
| Kazakhstan National Anti-Doping Centre                 | -             | -        | -        | 16            | -        | -        | -             | -        | -        | -             | -        | -        | 16         | 3%   |
| Swedish Sports Confederation Anti-Doping Group         | 12            | -        | -        | 4             | 1        | -        | -             | -        | -        | -             | -        | -        | 16         | 3%   |
| Czech Anti-Doping Committee                            | 5             | -        | -        | 6             | -        | -        | -             | -        | -        | -             | -        | -        | 11         | 2%   |
| Anti-Doping Norway                                     | 10            | -        | -        | -             | -        | -        | -             | -        | -        | -             | -        | -        | 10         | 2%   |
| Anti Doping Authority the Netherlands                  | -             | -        | -        | 9             | -        | -        | -             | -        | -        | -             | -        | -        | 9          | 2%   |
| Anti Doping Denmark                                    | -             | -        | -        | 8             | -        | -        | -             | -        | -        | -             | -        | -        | 8          | 1%   |
| Finnish Anti-Doping Agency                             | 8             | -        | -        | -             | -        | -        | -             | -        | -        | -             | -        | -        | 8          | 1%   |
| Spanish Ice Sports Federation                          | 6             | -        | -        | -             | -        | -        | -             | -        | -        | -             | -        | -        | 6          | 1%   |
| Anti-Doping department of State Sports Medicine Centre | -             | -        | -        | 5             | -        | -        | -             | -        | -        | -             | -        | -        | 5          | 1%   |
| UK Anti-Doping   | -             | -        | -        | 2             | -        | -        | -             | -        | -        | -             | -        | -        | 2          | 0.4% |
|  | <b>193</b>    | <b>-</b> | <b>2</b> | <b>344</b>    | <b>3</b> | <b>-</b> | <b>-</b>      | <b>-</b> | <b>-</b> | <b>-</b>      | <b>-</b> | <b>-</b> | <b>537</b> |      |



**Table 27: Olympic Sport - Cycling**

| Testing Authority (TA)                                    | Urine   |        |     |         |         |     | Blood   |        |     |         |         |     | Total   |       |
|---|---------|--------|-----|---------|---------|-----|---------|--------|-----|---------|---------|-----|---------|-------|
|   | Samples | IC ATF | AAF | Samples | OOO ATF | AAF | Samples | IC ATF | AAF | Samples | OOO ATF | AAF | Samples | %     |
| International Cycling Union                               | 6006    | 146    | 78  | 2966    | 59      | 8   | 298     | -      | -   | 69      | -       | -   | 9339    | 42%   |
| United States Anti-Doping Agency                          | 574     | 1      | 8   | 525     | 3       | 3   | 2       | -      | -   | 117     | -       | -   | 1218    | 5%    |
| Fédération française de cyclisme                          | 894     | 3      | 19  | 80      | -       | -   | 91      | -      | 1   | 41      | -       | -   | 1106    | 5%    |
| Chinese Anti-Doping Agency                                | 318     | -      | 1   | 497     | -       | -   | 8       | -      | -   | 15      | -       | -   | 838     | 4%    |
| Russian National Anti-Doping Organization                 | 571     | 12     | 13  | 175     | 8       | 2   | 48      | -      | -   | 15      | -       | -   | 809     | 4%    |
| NADO Flanders   | 437     | 16     | 8   | 316     | 4       | 1   | -       | -      | -   | -       | -       | -   | 753     | 3%    |
| Comitato Olimpico Nazionale Italiano                      | 481     | 13     | 7   | 126     | 17      | 1   | 14      | -      | -   | 91      | -       | -   | 712     | 3%    |
| Colombian NADO  | 320     | -      | 7   | 30      | -       | -   | 30      | -      | 1   | -       | -       | -   | 380     | 2%    |
| Autoridade Antidopagem de Portugal                        | 134     | 6      | -   | 126     | 1       | 2   | -       | -      | -   | 96      | -       | -   | 356     | 2%    |
| South African Institute for Drug-Free Sport               | 265     | 2      | 11  | 75      | 1       | 1   | -       | -      | -   | -       | -       | -   | 340     | 2%    |
| Australian Sports Anti-Doping Authority                   | 141     | -      | 3   | 181     | 2       | 1   | -       | -      | -   | 9       | -       | -   | 331     | 1%    |
| German National Anti-Doping Agency                        | 25      | -      | -   | 261     | -       | 2   | -       | -      | -   | 45      | -       | -   | 331     | 1%    |
| Italian Ministry of Health Department                     | 315     | 13     | 25  | 11      | -       | -   | -       | -      | -   | -       | -       | -   | 326     | 1%    |
| Anti Doping Authority the Netherlands                     | 152     | 8      | 2   | 148     | 3       | -   | -       | -      | -   | 1       | -       | -   | 301     | 1%    |
| UK Anti-Doping  | 127     | -      | -   | 148     | 1       | -   | 2       | -      | -   | 21      | -       | -   | 298     | 1%    |
| French Community of Belgium NADO                          | 150     | 5      | 3   | 147     | 3       | -   | -       | -      | -   | -       | -       | -   | 297     | 1%    |
| Canadian Centre for Ethics in Sport                       | 91      | 1      | -   | 98      | -       | -   | 31      | -      | -   | 33      | -       | -   | 253     | 1%    |
| Bund Deutscher Radfahrer                                  | 250     | 1      | -   | -       | -       | -   | -       | -      | -   | -       | -       | -   | 250     | 1%    |
| Korea Cycle Racing Association                            | 241     | -      | -   | -       | -       | -   | -       | -      | -   | -       | -       | -   | 241     | 1%    |
| Poland Commission against Doping in Sports                | 223     | 3      | 2   | 14      | -       | -   | 4       | -      | -   | -       | -       | -   | 241     | 1%    |
| National Anti-Doping Agency Austria GmbH                  | 52      | 2      | 4   | 161     | 1       | 1   | -       | -      | -   | -       | -       | -   | 213     | 1%    |
| Japan Anti-Doping Agency                                  | 171     | -      | 1   | 32      | -       | -   | -       | -      | -   | 4       | -       | -   | 207     | 1%    |
| Antidoping Switzerland                                    | 54      | -      | 4   | 119     | 9       | 1   | -       | -      | -   | 28      | -       | -   | 201     | 1%    |
| National Anti Doping Agency -India                        | 167     | -      | 2   | 16      | -       | -   | -       | -      | -   | -       | -       | -   | 183     | 1%    |
| Spanish Cycling Federation                                | 131     | -      | 1   | 50      | -       | -   | -       | -      | -   | -       | -       | -   | 181     | 1%    |
| Anti Doping Denmark                                       | 108     | 4      | -   | 69      | 2       | -   | -       | -      | -   | -       | -       | -   | 177     | 1%    |
| Cuba National Anti-Doping Agency                          | 32      | -      | -   | 89      | -       | -   | -       | -      | -   | 20      | -       | -   | 141     | 1%    |
| Koninklijke Belgische Wielrijdersbond                     | 134     | 3      | -   | -       | -       | -   | -       | -      | -   | -       | -       | -   | 134     | 1%    |
| Comision Nacional de Cultura Fisica y Deporte Mexico      | 86      | 2      | 12  | 29      | -       | -   | -       | -      | -   | 13      | -       | -   | 128     | 1%    |
| Chile National Anti-Doping Commission                     | 101     | 3      | 8   | 16      | 1       | -   | -       | -      | -   | -       | -       | -   | 117     | 1%    |
| Irish Sports Council                                      | 26      | 1      | -   | 52      | -       | -   | -       | -      | -   | 36      | -       | -   | 114     | 1%    |
| Swedish Sports Confederation Anti-Doping Group            | 42      | 2      | 3   | 56      | 1       | -   | -       | -      | -   | 5       | -       | -   | 103     | 0.5%  |
| Drug Free Sport New Zealand                               | 37      | -      | 1   | 64      | -       | -   | -       | -      | -   | -       | -       | -   | 101     | 0.5%  |
| Venezuela NADO  | 91      | 4      | 2   | 1       | -       | -   | -       | -      | -   | -       | -       | -   | 92      | 0.4%  |
| Anti-Doping Norway  | 40      | 1      | 2   | 42      | 1       | -   | -       | -      | -   | -       | -       | -   | 82      | 0.4%  |
| Finnish Anti-Doping Agency                                | 40      | 1      | 1   | 34      | 1       | -   | -       | -      | -   | -       | -       | -   | 74      | 0.3%  |
| Korean Anti-Doping Agency                                 | 28      | -      | -   | 46      | -       | -   | -       | -      | -   | -       | -       | -   | 74      | 0.3%  |
| Czech Anti-Doping Committee                               | 58      | -      | 1   | 12      | -       | -   | -       | -      | -   | -       | -       | -   | 70      | 0.3%  |
| Guatemala NADO  | 61      | -      | -   | -       | -       | -   | -       | -      | -   | -       | -       | -   | 61      | 0.3%  |
| Spain National Anti-Doping Agency                         | 56      | 1      | 2   | 1       | -       | -   | 3       | -      | -   | -       | -       | -   | 60      | 0.3%  |
| Kazakhstan National Anti-Doping Centre                    | -       | -      | -   | 57      | 3       | -   | -       | -      | -   | -       | -       | -   | 57      | 0.3%  |
| Sports Authority of Thailand                              | 29      | -      | -   | 26      | -       | -   | -       | -      | -   | -       | -       | -   | 55      | 0.2%  |
| Union Française des Œuvres Laïques d'Éducation Physique   | 50      | -      | 4   | -       | -       | -   | 4       | -      | -   | -       | -       | -   | 54      | 0.2%  |
| Ecuador NADO  | 44      | -      | 1   | -       | -       | -   | -       | -      | -   | -       | -       | -   | 44      | 0.2%  |
| Hellenic National Council for Combatting Doping           | 41      | -      | 1   | 2       | -       | -   | -       | -      | -   | -       | -       | -   | 43      | 0.2%  |
| GV Gobierno Vasco   | 39      | -      | 1   | -       | -       | -   | -       | -      | -   | -       | -       | -   | 39      | 0.2%  |
| Luxembourg NADO   | 21      | 1      | -   | 8       | -       | -   | -       | -      | -   | 7       | -       | -   | 36      | 0.2%  |
| Slovenian Antidoping Organization                         | 22      | -      | -   | 14      | 1       | -   | -       | -      | -   | -       | -       | -   | 36      | 0.2%  |
| Chinese Taipei Anti-Doping Agency                         | 15      | -      | -   | 20      | -       | -   | -       | -      | -   | -       | -       | -   | 35      | 0.2%  |
| Organisation Deportiva Bolivariana                        | 30      | -      | -   | -       | -       | -   | -       | -      | -   | -       | -       | -   | 30      | 0.1%  |
| Anti-Doping Uruguay                                       | 26      | 1      | -   | 3       | -       | -   | -       | -      | -   | -       | -       | -   | 29      | 0.1%  |
| Qatar National Antidoping Committee                       | -       | -      | -   | 27      | -       | -   | -       | -      | -   | -       | -       | -   | 27      | 0.1%  |
| Magyar Antidopping Csoport - HUNADO                       | 10      | -      | 1   | 10      | -       | -   | -       | -      | -   | 6       | -       | -   | 26      | 0.1%  |
| Hong Kong Anti-Doping Committee                           | 2       | -      | -   | 18      | -       | -   | -       | -      | -   | 5       | -       | -   | 25      | 0.1%  |
| New Caledonia NADO  | 25      | -      | 2   | -       | -       | -   | -       | -      | -   | -       | -       | -   | 25      | 0.1%  |
| Federation Sportive et Gymnique du Travail                | 23      | -      | 2   | -       | -       | -   | -       | -      | -   | -       | -       | -   | 23      | 0.1%  |
| Brazilian Cycling Confederation                           | 22      | -      | 2   | -       | -       | -   | -       | -      | -   | -       | -       | -   | 22      | 0.1%  |
| Arab Cycling Federation                                   | 21      | -      | -   | -       | -       | -   | -       | -      | -   | -       | -       | -   | 21      | 0.1%  |
| Organización Deportiva Centroamericana y Caribeña         | 21      | -      | -   | -       | -       | -   | -       | -      | -   | -       | -       | -   | 21      | 0.1%  |
| South East Asian Games Federation                         | 21      | -      | -   | -       | -       | -   | -       | -      | -   | -       | -       | -   | 21      | 0.1%  |
| Costa Rica NADO   | 14      | 1      | -   | 5       | -       | -   | -       | -      | -   | -       | -       | -   | 19      | 0.1%  |
| Anti-Doping Singapore                                     | 5       | -      | -   | 8       | -       | -   | 5       | -      | -   | -       | -       | -   | 18      | 0.1%  |
| Croatian Institute for Toxicology and Antidoping          | 9       | -      | -   | 9       | -       | -   | -       | -      | -   | -       | -       | -   | 18      | 0.1%  |
| Mexican federation of cycling                             | 17      | -      | -   | -       | -       | -   | -       | -      | -   | -       | -       | -   | 17      | 0.1%  |
| Turkish NOC Anti-Doping Commission                        | 16      | -      | 1   | -       | -       | -   | -       | -      | -   | -       | -       | -   | 16      | 0.1%  |
| Anti-Doping Centre Bulgaria                               | 9       | -      | -   | 5       | 1       | -   | -       | -      | -   | -       | -       | -   | 14      | 0.1%  |
| Comisión de Control y Seguimiento de la Salud y el Dopaje | 4       | -      | -   | 9       | -       | -   | -       | -      | -   | -       | -       | -   | 13      | 0.1%  |
| Conseil International des Sports Militaires               | 12      | -      | -   | -       | -       | -   | -       | -      | -   | -       | -       | -   | 12      | 0.1%  |
| East Asian Games Association                              | 12      | -      | -   | -       | -       | -   | -       | -      | -   | -       | -       | -   | 12      | 0.1%  |
| Federation Française de la Police Française               | 12      | -      | -   | -       | -       | -   | -       | -      | -   | -       | -       | -   | 12      | 0.1%  |
| Anti-Doping Agency of Serbia                              | 6       | -      | -   | 5       | -       | -   | -       | -      | -   | -       | -       | -   | 11      | 0.05% |
| Africa Regional Anti-Doping Organization Zone V           | -       | -      | -   | 11      | -       | -   | -       | -      | -   | -       | -       | -   | 11      | 0.05% |
| Anti-Doping Commission of Malta                           | 10      | 1      | 1   | 1       | -       | -   | -       | -      | -   | -       | -       | -   | 11      | 0.05% |
| Africa Zone II & III                                      | 10      | -      | 1   | -       | -       | -   | -       | -      | -   | -       | -       | -   | 10      | 0.04% |
| Federacion Dominicana de Medicina del Deporte             | 10      | -      | -   | -       | -       | -   | -       | -      | -   | -       | -       | -   | 10      | 0.04% |
| JKA (Keirin) Foundation                                   | 9       | -      | -   | -       | -       | -   | -       | -      | -   | -       | -       | -   | 9       | 0.04% |
| Comité International des Jeux de la Francophonie          | 4       | -      | -   | -       | -       | -   | 4       | -      | -   | -       | -       | -   | 8       | 0.04% |
| Anti-Doping department of State Sports Medicine Centre    | 5       | -      | -   | 3       | -       | -   | -       | -      | -   | -       | -       | -   | 8       | 0.04% |
| Bermuda Sport Anti Doping Authority                       | 7       | -      | -   | -       | -       | -   | -       | -      | -   | -       | -       | -   | 7       | 0.03% |

**2013 Anti-Doping Testing Figures**  
*Samples Analyzed and Reported by Accredited Laboratories in ADAMS*

**Table 27: Olympic Sport - Cycling - continued**

| Testing Authority (TA)                                   | Urine         |     |     |         |     |     | Blood         |     |     |         |     |     | Total   |        |
|--|---------------|-----|-----|---------|-----|-----|---------------|-----|-----|---------|-----|-----|---------|--------|
|  | IC<br>Samples | ATF | AAF | Samples | ATF | AAF | IC<br>Samples | ATF | AAF | Samples | ATF | AAF | Samples | %      |
| Iran National Anti-Doping Organization                   | 7             | -   | 1   | -       | -   | -   | -             | -   | -   | -       | -   | -   | 7       | 0.03%  |
| Africa Zone VI   | -             | -   | -   | 6       | -   | -   | -             | -   | -   | -       | -   | -   | 6       | 0.03%  |
| Australian Cycling Federation                            | 6             | 2   | -   | -       | -   | -   | -             | -   | -   | -       | -   | -   | 6       | 0.03%  |
| Agency for Anti-Doping Control of Bosnia and Herzegovina | 6             | -   | -   | -       | -   | -   | -             | -   | -   | -       | -   | -   | 6       | 0.03%  |
| Cyprus Anti-Doping Authority                             | 6             | -   | -   | -       | -   | -   | -             | -   | -   | -       | -   | -   | 6       | 0.03%  |
| Mauritius Cycling Federation                             | 6             | -   | -   | -       | -   | -   | -             | -   | -   | -       | -   | -   | 6       | 0.03%  |
| South American Sports Organization                       | 6             | -   | -   | -       | -   | -   | -             | -   | -   | -       | -   | -   | 6       | 0.03%  |
| Puerto Rico Anti-Doping Organization                     | 6             | -   | 1   | -       | -   | -   | -             | -   | -   | -       | -   | -   | 6       | 0.03%  |
| Argentina National Anti-Doping Agency                    | 5             | -   | -   | -       | -   | -   | -             | -   | -   | -       | -   | -   | 5       | 0.02%  |
| Brunei Darussalam Anti-Doping Committee                  | 5             | -   | -   | -       | -   | -   | -             | -   | -   | -       | -   | -   | 5       | 0.02%  |
| National Anti Doping Agency Belize                       | 5             | 1   | -   | -       | -   | -   | -             | -   | -   | -       | -   | -   | 5       | 0.02%  |
| Slovak Anti-Doping Agency                                | -             | -   | -   | 5       | -   | -   | -             | -   | -   | -       | -   | -   | 5       | 0.02%  |
| Agence Française de Lutte contre le Dopage               | -             | -   | -   | 2       | -   | -   | -             | -   | -   | 2       | -   | -   | 4       | 0.02%  |
| International Committee of Mediterranean Games           | 4             | -   | -   | -       | -   | -   | -             | -   | -   | -       | -   | -   | 4       | 0.02%  |
| Myanmar National Anti-Doping Organization                | -             | -   | -   | 4       | -   | -   | -             | -   | -   | -       | -   | -   | 4       | 0.02%  |
| Suriname National Olympic Committee                      | 4             | -   | -   | -       | -   | -   | -             | -   | -   | -       | -   | -   | 4       | 0.02%  |
| Africa Zone IV   | 3             | -   | -   | -       | -   | -   | -             | -   | -   | -       | -   | -   | 3       | 0.01%  |
| Andorra National Anti-Doping Commission                  | 3             | -   | -   | -       | -   | -   | -             | -   | -   | -       | -   | -   | 3       | 0.01%  |
| Georgian Anti-Doping Agency                              | 3             | -   | -   | -       | -   | -   | -             | -   | -   | -       | -   | -   | 3       | 0.01%  |
| Jamaica Anti-Doping Commission                           | 2             | -   | -   | 1       | -   | -   | -             | -   | -   | -       | -   | -   | 3       | 0.01%  |
| Olympic Committee – Puerto Rico                          | 3             | -   | -   | -       | -   | -   | -             | -   | -   | -       | -   | -   | 3       | 0.01%  |
| South East Asia RADO                                     | -             | -   | -   | 3       | -   | 1   | -             | -   | -   | -       | -   | -   | 3       | 0.01%  |
| Bhutan Olympic Committee                                 | 2             | -   | -   | -       | -   | -   | -             | -   | -   | -       | -   | -   | 2       | 0.01%  |
| Bahrain Anti-Doping Committee                            | -             | -   | -   | 2       | -   | -   | -             | -   | -   | -       | -   | -   | 2       | 0.01%  |
| Lithuanian Anti-Doping Agency                            | -             | -   | -   | 1       | -   | -   | -             | -   | -   | 1       | -   | -   | 2       | 0.01%  |
| 2013 WMG Organizing Committee                            | 2             | -   | -   | -       | -   | -   | -             | -   | -   | -       | -   | -   | 2       | 0.01%  |
| Estonian Anti-Doping Agency                              | -             | -   | -   | 1       | -   | -   | -             | -   | -   | -       | -   | -   | 1       | 0.004% |
| Eastern Europe RADO                                      | -             | -   | -   | 1       | -   | -   | -             | -   | -   | -       | -   | -   | 1       | 0.004% |
| Comitato Permanente Antidoping                           | -             | -   | -   | 1       | -   | -   | -             | -   | -   | -       | -   | -   | 1       | 0.004% |
|  | 13947         | 261 | 250 | 7081    | 123 | 24  | 544           | -   | 2   | 680     | -   | -   | 22252   |        |

**Table 28: Olympic Sport - Equestrian Sports**

| Testing Authority (TA)                            | Urine      |          |           |           |          |          | Blood    |          |          |          |          |          | Total    |          |            |
|---|------------|----------|-----------|-----------|----------|----------|----------|----------|----------|----------|----------|----------|----------|----------|------------|
|   | IC         | ATF      |           | AAF       |          | OOA      | IC       | ATF      |          | AAF      |          | OOA      | Samples  | %        |            |
| Irish Turf Club                                   | 165        | -        | 4         | -         | -        | -        | -        | -        | -        | -        | -        | -        | 165      | 29%      |            |
| Fédération Equestre Internationale                | 28         | -        | 1         | 20        | -        | -        | -        | -        | -        | -        | -        | -        | 48       | 8%       |            |
| German National Anti-Doping Agency                | 18         | -        | 1         | 24        | -        | -        | -        | -        | -        | -        | -        | -        | 42       | 7%       |            |
| Autoridade Antidopagem de Portugal                | 31         | -        | -         | 1         | -        | -        | -        | -        | -        | -        | -        | -        | 32       | 6%       |            |
| Chinese Anti-Doping Agency                        | 26         | -        | -         | -         | -        | -        | -        | -        | -        | -        | -        | -        | 26       | 5%       |            |
| France Equestrian Federation                      | 25         | -        | -         | -         | -        | -        | -        | -        | -        | -        | -        | -        | 25       | 4%       |            |
| Japan Anti-Doping Agency                          | 25         | -        | -         | -         | -        | -        | -        | -        | -        | -        | -        | -        | 25       | 4%       |            |
| Russian National Anti-Doping Organization         | 20         | -        | 1         | -         | -        | -        | -        | -        | -        | -        | -        | -        | 20       | 4%       |            |
| Comitato Olimpico Nazionale Italiano              | 14         | -        | -         | -         | -        | -        | -        | -        | -        | -        | -        | -        | 14       | 2%       |            |
| Anti Doping Authority the Netherlands             | 12         | -        | -         | 1         | -        | -        | -        | -        | -        | -        | -        | -        | 13       | 2%       |            |
| Czech Anti-Doping Committee                       | 13         | -        | -         | -         | -        | -        | -        | -        | -        | -        | -        | -        | 13       | 2%       |            |
| Korean Anti-Doping Agency                         | 7          | -        | 1         | 6         | -        | -        | -        | -        | -        | -        | -        | -        | 13       | 2%       |            |
| Antidoping Switzerland                            | 10         | -        | -         | 3         | -        | -        | -        | -        | -        | -        | -        | -        | 13       | 2%       |            |
| Swedish Sports Confederation Anti-Doping Group    | 12         | -        | -         | -         | -        | -        | -        | -        | -        | -        | -        | -        | 12       | 2%       |            |
| Sports Authority of Thailand                      | -          | -        | -         | 11        | -        | -        | -        | -        | -        | -        | -        | -        | 11       | 2%       |            |
| Equestrian Federation Spain                       | 7          | -        | 2         | 3         | -        | -        | -        | -        | -        | -        | -        | -        | 10       | 2%       |            |
| Irish Sports Council                              | 9          | -        | -         | -         | -        | -        | -        | -        | -        | -        | -        | -        | 9        | 2%       |            |
| United States Anti-Doping Agency                  | 9          | -        | -         | -         | -        | -        | -        | -        | -        | -        | -        | -        | 9        | 2%       |            |
| Anti-Doping Norway                                | 8          | -        | -         | -         | -        | -        | -        | -        | -        | -        | -        | -        | 8        | 1%       |            |
| Italian Ministry of Health Department             | 8          | -        | -         | -         | -        | -        | -        | -        | -        | -        | -        | -        | 8        | 1%       |            |
| NADO Flanders                                     | 7          | -        | 2         | -         | -        | -        | -        | -        | -        | -        | -        | -        | 7        | 1%       |            |
| Finnish Anti-Doping Agency                        | 6          | -        | -         | -         | -        | -        | -        | -        | -        | -        | -        | -        | 6        | 1%       |            |
| Slovak Anti-Doping Agency                         | 6          | -        | -         | -         | -        | -        | -        | -        | -        | -        | -        | -        | 6        | 1%       |            |
| Hong Kong Anti-Doping Committee                   | -          | -        | -         | 4         | -        | -        | -        | -        | -        | 1        | -        | -        | 5        | 1%       |            |
| Canadian Centre for Ethics in Sport               | 4          | -        | -         | -         | -        | -        | -        | -        | -        | -        | -        | -        | 4        | 1%       |            |
| GV Gobierno Vasco                                 | 4          | -        | 1         | -         | -        | -        | -        | -        | -        | -        | -        | -        | 4        | 1%       |            |
| National Anti-Doping Agency Austria GmbH          | -          | -        | -         | 4         | -        | -        | -        | -        | -        | -        | -        | -        | 4        | 1%       |            |
| Qatar National Antidoping Committee               | -          | -        | -         | 4         | -        | -        | -        | -        | -        | -        | -        | -        | 4        | 1%       |            |
| Romanian National Anti-Doping Agency              | 1          | -        | -         | 1         | -        | -        | -        | -        | -        | -        | -        | -        | 2        | 0.4%     |            |
| Spain National Anti-Doping Agency                 | 2          | -        | -         | -         | -        | -        | -        | -        | -        | -        | -        | -        | 2        | 0.4%     |            |
| Myanmar National Anti-Doping Organization         | -          | -        | -         | 2         | -        | -        | -        | -        | -        | -        | -        | -        | 2        | 0.4%     |            |
| Organización Deportiva Centroamericana y Caribeña | 2          | -        | -         | -         | -        | -        | -        | -        | -        | -        | -        | -        | 2        | 0.4%     |            |
| Bermuda Sport Anti Doping Authority               | -          | -        | -         | 1         | -        | -        | -        | -        | -        | -        | -        | -        | 1        | 0.2%     |            |
| Guatemala NADO                                    | 1          | -        | -         | -         | -        | -        | -        | -        | -        | -        | -        | -        | 1        | 0.2%     |            |
|   | <b>480</b> | <b>-</b> | <b>13</b> | <b>85</b> | <b>-</b> | <b>-</b> | <b>-</b> | <b>-</b> | <b>-</b> | <b>-</b> | <b>-</b> | <b>1</b> | <b>-</b> | <b>-</b> | <b>566</b> |

**Table 29: Olympic Sport - Fencing**

| Testing Authority (TA)                               | Urine       |           |          |            |           |          | Blood    |          |          |          |          |          | Total       |      |
|--|-------------|-----------|----------|------------|-----------|----------|----------|----------|----------|----------|----------|----------|-------------|------|
|  | IC          | ATF       | AAF      | IC         | ATF       | AAF      | IC       | ATF      | AAF      | IC       | ATF      | AAF      | Samples     | %    |
| Fédération Internationale d'Escrime                  | 357         | 8         | -        | 41         | 3         | -        | -        | -        | -        | -        | -        | -        | 398         | 20%  |
| Russian National Anti-Doping Organization            | 72          | 1         | 2        | 127        | -         | -        | -        | -        | -        | -        | -        | -        | 199         | 10%  |
| Chinese Anti-Doping Agency                           | 102         | -         | -        | 95         | -         | -        | -        | -        | -        | -        | -        | -        | 197         | 10%  |
| Romanian National Anti-Doping Agency                 | 55          | -         | -        | 37         | -         | -        | -        | -        | -        | -        | -        | -        | 92          | 5%   |
| Kazakhstan National Anti-Doping Centre               | -           | -         | -        | 85         | -         | 2        | -        | -        | -        | -        | -        | -        | 85          | 4%   |
| Japan Anti-Doping Agency                             | 29          | -         | -        | 55         | -         | -        | -        | -        | -        | -        | -        | -        | 84          | 4%   |
| Korean Anti-Doping Agency                            | 7           | -         | -        | 61         | -         | -        | -        | -        | -        | -        | -        | -        | 68          | 3%   |
| German National Anti-Doping Agency                   | -           | -         | -        | 66         | -         | -        | -        | -        | -        | -        | -        | -        | 66          | 3%   |
| French Fencing Federation                            | 57          | -         | 1        | -          | -         | -        | -        | -        | -        | -        | -        | -        | 57          | 3%   |
| Italian Ministry of Health Department                | 56          | -         | -        | -          | -         | -        | -        | -        | -        | -        | -        | -        | 56          | 3%   |
| Comitato Olimpico Nazionale Italiano                 | 26          | 1         | -        | 28         | 2         | -        | -        | -        | -        | -        | -        | -        | 54          | 3%   |
| Spain Federation of Fencing                          | 14          | -         | -        | 38         | -         | -        | -        | -        | -        | -        | -        | -        | 52          | 3%   |
| Magyar Antidopping Csoport - HUNADO                  | 7           | -         | -        | 35         | 7         | -        | -        | -        | -        | -        | -        | -        | 42          | 2%   |
| Cuba National Anti-Doping Agency                     | 12          | -         | -        | 23         | -         | -        | -        | -        | -        | -        | -        | -        | 35          | 2%   |
| Deutscher Fechter-Bund                               | 33          | -         | -        | -          | -         | -        | -        | -        | -        | -        | -        | -        | 33          | 2%   |
| National Anti Doping Agency -India                   | 32          | -         | -        | -          | -         | -        | -        | -        | -        | -        | -        | -        | 32          | 2%   |
| Poland Commission against Doping in Sports           | 15          | -         | -        | 16         | -         | -        | -        | -        | -        | -        | -        | -        | 31          | 2%   |
| Colombian NADO                                       | 25          | -         | -        | -          | -         | -        | -        | -        | -        | -        | -        | -        | 25          | 1%   |
| Comision Nacional de Cultura Fisica y Deporte Mexico | 24          | -         | -        | -          | -         | -        | -        | -        | -        | -        | -        | -        | 24          | 1%   |
| Hellenic National Council for Combatting Doping      | 17          | 3         | -        | 1          | -         | -        | -        | -        | -        | -        | -        | -        | 18          | 1%   |
| Hong Kong Anti-Doping Committee                      | -           | -         | -        | 16         | -         | -        | -        | -        | -        | -        | -        | -        | 16          | 1%   |
| United States Anti-Doping Agency                     | 5           | -         | -        | 11         | 1         | -        | -        | -        | -        | -        | -        | -        | 16          | 1%   |
| SportAccord Event Organiser                          | 15          | 2         | -        | -          | -         | -        | -        | -        | -        | -        | -        | -        | 15          | 1%   |
| Brazilian Fencing Confederation                      | 13          | -         | -        | -          | -         | -        | -        | -        | -        | -        | -        | -        | 13          | 1%   |
| Chinese Taipei Anti-Doping Agency                    | -           | -         | -        | 13         | -         | -        | -        | -        | -        | -        | -        | -        | 13          | 1%   |
| French Community of Belgium NADO                     | 6           | -         | -        | 6          | 1         | -        | -        | -        | -        | -        | -        | -        | 12          | 1%   |
| East Asian Games Association                         | 12          | -         | -        | -          | -         | -        | -        | -        | -        | -        | -        | -        | 12          | 1%   |
| Saudi Arabian Antidoping Committee                   | 12          | -         | -        | -          | -         | -        | -        | -        | -        | -        | -        | -        | 12          | 1%   |
| National Anti-Doping Agency Austria GmbH             | 6           | -         | -        | 6          | -         | -        | -        | -        | -        | -        | -        | -        | 12          | 1%   |
| Organización Deportiva Centroamericana y Caribeña    | 12          | -         | -        | -          | -         | -        | -        | -        | -        | -        | -        | -        | 12          | 1%   |
| Qatar National Antidoping Committee                  | -           | -         | -        | 11         | -         | -        | -        | -        | -        | -        | -        | -        | 11          | 1%   |
| Anti Doping Authority the Netherlands                | 10          | -         | -        | -          | -         | -        | -        | -        | -        | -        | -        | -        | 10          | 1%   |
| Czech Anti-Doping Committee                          | 10          | -         | -        | -          | -         | -        | -        | -        | -        | -        | -        | -        | 10          | 1%   |
| Finnish Anti-Doping Agency                           | 10          | -         | -        | -          | -         | -        | -        | -        | -        | -        | -        | -        | 10          | 1%   |
| Antidoping Switzerland                               | 9           | -         | -        | 1          | -         | -        | -        | -        | -        | -        | -        | -        | 10          | 1%   |
| NADO Flanders  | 6           | -         | -        | 3          | 1         | -        | -        | -        | -        | -        | -        | -        | 9           | 0.5% |
| Swedish Sports Confederation Anti-Doping Group       | 9           | -         | -        | -          | -         | -        | -        | -        | -        | -        | -        | -        | 9           | 0.5% |
| Slovak Anti-Doping Agency                            | 8           | -         | -        | 1          | -         | -        | -        | -        | -        | -        | -        | -        | 9           | 0.5% |
| Autoridade Antidopagem de Portugal                   | 5           | -         | -        | 3          | -         | -        | -        | -        | -        | -        | -        | -        | 8           | 0.4% |
| Estonian Anti-Doping Agency                          | 2           | 1         | -        | 6          | 1         | -        | -        | -        | -        | -        | -        | -        | 8           | 0.4% |
| Anti-Doping Norway                                   | 6           | -         | 2        | -          | -         | -        | -        | -        | -        | -        | -        | -        | 6           | 0.3% |
| Anti-Doping Singapore                                | -           | -         | -        | 6          | -         | -        | -        | -        | -        | -        | -        | -        | 6           | 0.3% |
| Olympic Council of Asia                              | 6           | -         | -        | -          | -         | -        | -        | -        | -        | -        | -        | -        | 6           | 0.3% |
| Sports Authority of Thailand                         | -           | -         | -        | 6          | -         | -        | -        | -        | -        | -        | -        | -        | 6           | 0.3% |
| Venezuela NADO                                       | 6           | -         | -        | -          | -         | -        | -        | -        | -        | -        | -        | -        | 6           | 0.3% |
| Luxembourg NADO                                      | 4           | -         | -        | 1          | -         | -        | -        | -        | -        | -        | -        | -        | 5           | 0.3% |
| Brazilian Paralympic Committee                       | 5           | -         | -        | -          | -         | -        | -        | -        | -        | -        | -        | -        | 5           | 0.3% |
| New Caledonia NADO                                   | 5           | -         | -        | -          | -         | -        | -        | -        | -        | -        | -        | -        | 5           | 0.3% |
| Argentinian Fencing Federation                       | 4           | -         | -        | -          | -         | -        | -        | -        | -        | -        | -        | -        | 4           | 0.2% |
| Canadian Centre for Ethics in Sport                  | 4           | -         | -        | -          | -         | -        | -        | -        | -        | -        | -        | -        | 4           | 0.2% |
| Croatian Institute for Toxicology and Antidoping     | 4           | -         | -        | -          | -         | -        | -        | -        | -        | -        | -        | -        | 4           | 0.2% |
| Iran National Anti-Doping Organization               | 4           | -         | -        | -          | -         | -        | -        | -        | -        | -        | -        | -        | 4           | 0.2% |
| National Olympic and Sports Association of Iceland   | 4           | -         | -        | -          | -         | -        | -        | -        | -        | -        | -        | -        | 4           | 0.2% |
| Israeli NADO   | 3           | -         | -        | 1          | -         | -        | -        | -        | -        | -        | -        | -        | 4           | 0.2% |
| University Sport Board of Thailand                   | 4           | -         | -        | -          | -         | -        | -        | -        | -        | -        | -        | -        | 4           | 0.2% |
| UK Anti-Doping                                       | 4           | -         | -        | -          | -         | -        | -        | -        | -        | -        | -        | -        | 4           | 0.2% |
| International Committee of Mediterranean Games       | 3           | -         | -        | -          | -         | -        | -        | -        | -        | -        | -        | -        | 3           | 0.2% |
| Organisation Deportiva Bolivariana                   | 3           | -         | -        | -          | -         | -        | -        | -        | -        | -        | -        | -        | 3           | 0.2% |
| South American Sports Organization                   | 3           | -         | -        | -          | -         | -        | -        | -        | -        | -        | -        | -        | 3           | 0.2% |
| Central Asia RADO                                    | -           | -         | -        | 3          | -         | -        | -        | -        | -        | -        | -        | -        | 3           | 0.2% |
| Anti-Doping Agency of Malaysia                       | -           | -         | -        | 2          | -         | -        | -        | -        | -        | -        | -        | -        | 2           | 0.1% |
| Anti-Doping Agency of Serbia                         | 2           | -         | -        | -          | -         | -        | -        | -        | -        | -        | -        | -        | 2           | 0.1% |
| Vlaamse Schermbond                                   | 2           | -         | -        | -          | -         | -        | -        | -        | -        | -        | -        | -        | 2           | 0.1% |
| Guatemala NADO                                       | 2           | 1         | -        | -          | -         | -        | -        | -        | -        | -        | -        | -        | 2           | 0.1% |
| Jordan Anti-doping Organization                      | -           | -         | -        | 2          | -         | -        | -        | -        | -        | -        | -        | -        | 2           | 0.1% |
| Kuwait Anti-Doping Committee                         | 2           | -         | -        | -          | -         | -        | -        | -        | -        | -        | -        | -        | 2           | 0.1% |
| Anti Doping Denmark                                  | 1           | -         | -        | -          | -         | -        | -        | -        | -        | -        | -        | -        | 1           | 0.1% |
| Belarus National Anti-Doping Agency                  | -           | -         | -        | 1          | -         | -        | -        | -        | -        | -        | -        | -        | 1           | 0.1% |
| Irish Sports Council                                 | 1           | -         | -        | -          | -         | -        | -        | -        | -        | -        | -        | -        | 1           | 0.1% |
| West Asia RADO                                       | -           | -         | -        | 1          | -         | -        | -        | -        | -        | -        | -        | -        | 1           | 0.1% |
| <b>Total</b>   | <b>1172</b> | <b>17</b> | <b>5</b> | <b>808</b> | <b>16</b> | <b>2</b> | <b>-</b> | <b>-</b> | <b>-</b> | <b>-</b> | <b>-</b> | <b>-</b> | <b>1980</b> |      |

**Table 30: Olympic Sport - Field Hockey**

| Testing Authority (TA)                                   | Urine      |           |          |            |            |          | Blood    |           |          |          |            |          | Total       |      |
|--|------------|-----------|----------|------------|------------|----------|----------|-----------|----------|----------|------------|----------|-------------|------|
|  | Samples    | IC<br>ATF | AAF      | Samples    | OOB<br>ATF | AAF      | Samples  | IC<br>ATF | AAF      | Samples  | OOB<br>ATF | AAF      | Samples     | %    |
| Japan Anti-Doping Agency                                 | 64         | -         | -        | 98         | -          | -        | -        | -         | -        | -        | -          | -        | 162         | 11%  |
| National Anti Doping Agency -India                       | 47         | -         | -        | 88         | -          | -        | -        | -         | -        | -        | -          | -        | 135         | 9%   |
| International Hockey Federation                          | 91         | -         | -        | 32         | -          | -        | -        | -         | -        | -        | -          | -        | 123         | 8%   |
| German National Anti-Doping Agency                       | 24         | -         | -        | 90         | -          | -        | -        | -         | -        | -        | -          | -        | 114         | 8%   |
| Chinese Anti-Doping Agency                               | 40         | -         | -        | 69         | -          | -        | -        | -         | -        | -        | -          | -        | 109         | 8%   |
| Real Federación Española de Hockey                       | 26         | -         | -        | 82         | -          | -        | -        | -         | -        | -        | -          | -        | 108         | 7%   |
| Australian Sports Anti-Doping Authority                  | 50         | -         | -        | 24         | -          | -        | -        | -         | -        | -        | -          | -        | 74          | 5%   |
| Korean Anti-Doping Agency                                | 7          | -         | -        | 59         | 1          | -        | -        | -         | -        | -        | -          | -        | 66          | 5%   |
| UK Anti-Doping   | 27         | -         | -        | 19         | -          | -        | -        | -         | -        | -        | -          | -        | 46          | 3%   |
| Sports Authority of Thailand                             | -          | -         | -        | 43         | -          | -        | -        | -         | -        | -        | -          | -        | 43          | 3%   |
| French Community of Belgium NADO                         | 36         | 1         | 1        | -          | -          | -        | -        | -         | -        | -        | -          | -        | 36          | 2%   |
| Anti Doping Authority the Netherlands                    | 35         | -         | 1        | -          | -          | -        | -        | -         | -        | -        | -          | -        | 35          | 2%   |
| Comitato Olimpico Nazionale Italiano                     | 22         | -         | -        | 5          | -          | -        | -        | -         | -        | 4        | -          | -        | 31          | 2%   |
| Fédération française de hockey                           | 30         | -         | -        | -          | -          | -        | -        | -         | -        | -        | -          | -        | 30          | 2%   |
| Malaysian Hockey Confederation                           | 27         | -         | -        | -          | -          | -        | -        | -         | -        | -        | -          | -        | 27          | 2%   |
| Poland Commission against Doping in Sports               | 12         | -         | -        | 14         | -          | -        | -        | -         | -        | -        | -          | -        | 26          | 2%   |
| Autoridade Antidopagem de Portugal                       | 21         | -         | -        | -          | -          | -        | -        | -         | -        | -        | -          | -        | 21          | 1%   |
| Canadian Centre for Ethics in Sport                      | 10         | -         | -        | 9          | -          | -        | -        | -         | -        | -        | -          | -        | 19          | 1%   |
| Mexican federation of Hockey                             | -          | -         | -        | 19         | -          | -        | -        | -         | -        | -        | -          | -        | 19          | 1%   |
| NADO Flanders  | 18         | 1         | -        | 1          | 1          | -        | -        | -         | -        | -        | -          | -        | 19          | 1%   |
| Confederação Brasileira de Hóquei Sobre a Grama e Indoor | 16         | -         | -        | -          | -          | -        | -        | -         | -        | -        | -          | -        | 16          | 1%   |
| Cuba National Anti-Doping Agency                         | -          | -         | -        | 16         | -          | -        | -        | -         | -        | -        | -          | -        | 16          | 1%   |
| Kazakhstan National Anti-Doping Centre                   | -          | -         | -        | 15         | -          | -        | -        | -         | -        | -        | -          | -        | 15          | 1%   |
| Russian National Anti-Doping Organization                | 14         | -         | -        | -          | -          | -        | -        | -         | -        | -        | -          | -        | 14          | 1%   |
| Romanian National Anti-Doping Agency                     | 8          | -         | -        | 2          | -          | -        | -        | -         | -        | -        | -          | -        | 10          | 1%   |
| United States Anti-Doping Agency                         | -          | -         | -        | 10         | 1          | -        | -        | -         | -        | -        | -          | -        | 10          | 1%   |
| Anti-Doping Agency of Malaysia                           | 9          | -         | -        | -          | -          | -        | -        | -         | -        | -        | -          | -        | 9           | 1%   |
| Spain National Anti-Doping Agency                        | 8          | -         | -        | 1          | -          | -        | -        | -         | -        | -        | -          | -        | 9           | 1%   |
| Asian Hockey Federation                                  | 8          | -         | -        | -          | -          | -        | -        | -         | -        | -        | -          | -        | 8           | 1%   |
| Czech Anti-Doping Committee                              | 8          | -         | -        | -          | -          | -        | -        | -         | -        | -        | -          | -        | 8           | 1%   |
| Chile National Anti-Doping Commission                    | 8          | -         | -        | -          | -          | -        | -        | -         | -        | -        | -          | -        | 8           | 1%   |
| Comision Nacional de Cultura Fisica y Deporte Mexico     | -          | -         | -        | 8          | -          | -        | -        | -         | -        | -        | -          | -        | 8           | 1%   |
| Deutscher Hockey-Bund                                    | 8          | -         | -        | -          | -          | -        | -        | -         | -        | -        | -          | -        | 8           | 1%   |
| Qatar National Antidoping Committee                      | -          | -         | -        | 8          | -          | -        | -        | -         | -        | -        | -          | -        | 8           | 1%   |
| Chinese Taipei Anti-Doping Agency                        | -          | -         | -        | 7          | -          | -        | -        | -         | -        | -        | -          | -        | 7           | 0.5% |
| Venezuela NADO   | 6          | -         | -        | 1          | -          | -        | -        | -         | -        | -        | -          | -        | 7           | 0.5% |
| Irish Sports Council                                     | -          | -         | -        | 6          | -          | -        | -        | -         | -        | -        | -          | -        | 6           | 0.4% |
| Drug Free Sport New Zealand                              | 1          | -         | -        | 4          | -          | -        | -        | -         | -        | -        | -          | -        | 5           | 0.3% |
| Anti-Doping Singapore                                    | -          | -         | -        | 4          | -          | -        | -        | -         | -        | -        | -          | -        | 4           | 0.3% |
| Italian Ministry of Health Department                    | 4          | -         | -        | -          | -          | -        | -        | -         | -        | -        | -          | -        | 4           | 0.3% |
| East Asian Games Association                             | 4          | -         | -        | -          | -          | -        | -        | -         | -        | -        | -          | -        | 4           | 0.3% |
| Finnish Anti-Doping Agency                               | 4          | -         | -        | -          | -          | -        | -        | -         | -        | -        | -          | -        | 4           | 0.3% |
| Hong Kong Anti-Doping Committee                          | -          | -         | -        | 4          | -          | -        | -        | -         | -        | -        | -          | -        | 4           | 0.3% |
| Anti-Doping Commission of Malta                          | 4          | -         | -        | -          | -          | -        | -        | -         | -        | -        | -          | -        | 4           | 0.3% |
| Anti-Doping Uruguay                                      | 4          | -         | -        | -          | -          | -        | -        | -         | -        | -        | -          | -        | 4           | 0.3% |
| Anti Doping Denmark                                      | -          | -         | -        | 3          | -          | -        | -        | -         | -        | -        | -          | -        | 3           | 0.2% |
| Africa Zone VI   | -          | -         | -        | 3          | -          | -        | -        | -         | -        | -        | -          | -        | 3           | 0.2% |
| University Sport Board of Thailand                       | 2          | -         | -        | -          | -          | -        | -        | -         | -        | -        | -          | -        | 2           | 0.1% |
| 2013 WMG Organizing Committee                            | 1          | -         | -        | -          | -          | -        | -        | -         | -        | -        | -          | -        | 1           | 0.1% |
| <b>Total</b>   | <b>704</b> | <b>2</b>  | <b>2</b> | <b>744</b> | <b>3</b>   | <b>-</b> | <b>-</b> | <b>-</b>  | <b>-</b> | <b>4</b> | <b>-</b>   | <b>-</b> | <b>1452</b> |      |

**Table 31: Olympic Sport - Football**

| Testing Authority (TA)                               | Urine   |        |     |         |         |     | Blood   |        |     |         |         |     | Total   |       |
|--|---------|--------|-----|---------|---------|-----|---------|--------|-----|---------|---------|-----|---------|-------|
|  | Samples | IC ATF | AAF | Samples | OOO ATF | AAF | Samples | IC ATF | AAF | Samples | OOO ATF | AAF | Samples | %     |
| Comitato Olimpico Nazionale Italiano                 | 2896    | 44     | 4   | 344     | 18      | -   | 232     | -      | -   | -       | -       | -   | 3472    | 12%   |
| Brazilian Football Confederation                     | 2578    | 5      | 10  | -       | -       | -   | -       | -      | -   | -       | -       | -   | 2578    | 9.2%  |
| Union of European Football Associations              | 1369    | 15     | 3   | 473     | 8       | -   | 36      | -      | -   | 50      | -       | -   | 1928    | 6.9%  |
| Deutscher Fussball Bund                              | 1705    | -      | 2   | -       | -       | -   | -       | -      | -   | -       | -       | -   | 1705    | 6.1%  |
| Turkish Football Federation                          | 1235    | 10     | 4   | 144     | -       | -   | -       | -      | -   | -       | -       | -   | 1379    | 4.9%  |
| UK Anti-Doping                                       | 1203    | 1      | 2   | 22      | -       | 4   | 118     | -      | -   | -       | -       | -   | 1343    | 4.8%  |
| Fédération Internationale de Football Association    | 920     | 1      | 5   | 372     | 4       | -   | 16      | -      | -   | 12      | -       | -   | 1320    | 4.7%  |
| Autoridade Antidopagem de Portugal                   | 728     | 11     | 5   | 312     | 12      | -   | -       | -      | -   | 25      | -       | -   | 1065    | 3.8%  |
| Fédération française de football                     | 403     | 1      | 7   | 294     | -       | -   | 91      | -      | -   | 28      | -       | -   | 816     | 2.9%  |
| Japan Anti-Doping Agency                             | 480     | -      | -   | 175     | -       | -   | -       | -      | -   | -       | -       | -   | 655     | 2.3%  |
| Russian National Anti-Doping Organization            | 100     | 2      | -   | 496     | 28      | -   | -       | -      | -   | -       | -       | -   | 596     | 2.1%  |
| Hellenic National Council for Combatting Doping      | 443     | 6      | 7   | 114     | 2       | -   | -       | -      | -   | -       | -       | -   | 557     | 2.0%  |
| German National Anti-Doping Agency                   | -       | -      | -   | 535     | -       | -   | -       | -      | -   | 14      | -       | -   | 549     | 2.0%  |
| Spanish Football Federation                          | 486     | -      | 4   | 15      | -       | -   | -       | -      | -   | -       | -       | -   | 501     | 1.8%  |
| Chinese Anti-Doping Agency                           | 114     | -      | -   | 336     | -       | 2   | -       | -      | -   | -       | -       | -   | 450     | 1.6%  |
| Colombian NADO                                       | 430     | -      | 1   | -       | -       | -   | 1       | -      | -   | -       | -       | -   | 431     | 1.5%  |
| Spain National Anti-Doping Agency                    | 419     | 5      | 3   | 12      | -       | -   | -       | -      | -   | -       | -       | -   | 431     | 1.5%  |
| South American Football Confederation                | 382     | 1      | 1   | -       | -       | -   | -       | -      | -   | -       | -       | -   | 382     | 1.4%  |
| Swedish Sports Confederation Anti-Doping Group       | 112     | 2      | 2   | 267     | 2       | 1   | -       | -      | -   | -       | -       | -   | 379     | 1.4%  |
| Australian Sports Anti-Doping Authority              | 92      | -      | -   | 272     | -       | -   | -       | -      | -   | 1       | -       | -   | 365     | 1.3%  |
| Anti-Doping Norway                                   | 158     | 7      | 3   | 161     | 12      | 2   | -       | -      | -   | -       | -       | -   | 319     | 1.1%  |
| Football Federation of Iran                          | 297     | -      | 6   | 3       | -       | -   | -       | -      | -   | -       | -       | -   | 300     | 1.1%  |
| Federacion Mexicana de Futbol Asociacion             | 271     | 4      | 13  | 9       | 3       | -   | -       | -      | -   | -       | -       | -   | 280     | 1.0%  |
| NADO Flanders  | 195     | 10     | 4   | 76      | 2       | -   | -       | -      | -   | -       | -       | -   | 271     | 1.0%  |
| Confederation Africaine de Football                  | 265     | -      | 1   | -       | -       | -   | -       | -      | -   | -       | -       | -   | 265     | 0.9%  |
| Asian Football Confederation                         | 201     | 1      | 1   | 44      | -       | -   | -       | -      | -   | -       | -       | -   | 245     | 0.9%  |
| Federation Algerienne de Football                    | 151     | -      | 2   | 89      | -       | -   | -       | -      | -   | -       | -       | -   | 240     | 0.9%  |
| Rio de Janeiro Football Federation                   | 236     | 2      | 3   | -       | -       | -   | -       | -      | -   | -       | -       | -   | 236     | 0.8%  |
| Sports Authority of Thailand                         | 102     | -      | -   | 114     | -       | -   | -       | -      | -   | -       | -       | -   | 216     | 0.8%  |
| United Arab Emirates National Anti-doping Committee  | 212     | -      | 3   | 2       | -       | -   | -       | -      | -   | -       | -       | -   | 214     | 0.8%  |
| South African Institute for Drug-Free Sport          | 210     | -      | 1   | -       | -       | -   | -       | -      | -   | -       | -       | -   | 210     | 0.7%  |
| Anti Doping Authority the Netherlands                | 100     | -      | -   | 108     | -       | -   | -       | -      | -   | -       | -       | -   | 208     | 0.7%  |
| Comision Nacional de Cultura Fisica y Deporte Mexico | 179     | 2      | 2   | 26      | 1       | -   | -       | -      | -   | -       | -       | -   | 205     | 0.7%  |
| Ukrainian Football Federation                        | 184     | 3      | 1   | 20      | 1       | -   | -       | -      | -   | -       | -       | -   | 204     | 0.7%  |
| Saudi Arabian Antidoping Committee                   | 133     | 1      | 1   | 62      | 2       | 1   | -       | -      | -   | -       | -       | -   | 195     | 0.7%  |
| Korean Anti-Doping Agency                            | 120     | -      | -   | 71      | -       | -   | -       | -      | -   | -       | -       | -   | 191     | 0.7%  |
| Italian Ministry of Health Department                | 180     | 1      | 1   | -       | -       | -   | -       | -      | -   | -       | -       | -   | 180     | 0.6%  |
| Poland Commission against Doping in Sports           | 129     | 3      | -   | 49      | -       | -   | -       | -      | -   | -       | -       | -   | 178     | 0.6%  |
| Finnish Anti-Doping Agency                           | 73      | -      | -   | 95      | 5       | 1   | -       | -      | -   | -       | -       | -   | 168     | 0.6%  |
| Romanian National Anti-Doping Agency                 | 72      | -      | -   | 58      | 1       | -   | -       | -      | -   | 30      | -       | -   | 160     | 0.6%  |
| Antidoping Switzerland                               | 54      | -      | -   | 101     | 3       | -   | -       | -      | -   | 4       | -       | -   | 159     | 0.6%  |
| Anti Doping Denmark                                  | 62      | 5      | -   | 91      | 3       | -   | -       | -      | -   | -       | -       | -   | 153     | 0.5%  |
| Federacao Gaucha de Futebol                          | 124     | -      | 1   | -       | -       | -   | -       | -      | -   | -       | -       | -   | 124     | 0.4%  |
| Venezuela NADO                                       | 96      | 1      | 1   | 16      | -       | -   | -       | -      | -   | -       | -       | -   | 112     | 0.4%  |
| Qatar National Antidoping Committee                  | 105     | -      | -   | 2       | -       | -   | -       | -      | -   | -       | -       | -   | 107     | 0.4%  |
| Cyprus Anti-Doping Authority                         | 98      | -      | -   | 6       | -       | -   | -       | -      | -   | -       | -       | -   | 104     | 0.4%  |
| French Community of Belgium NADO                     | 77      | -      | 2   | 25      | -       | -   | -       | -      | -   | -       | -       | -   | 102     | 0.4%  |
| Pernambuco Football Federation                       | 99      | -      | -   | -       | -       | -   | -       | -      | -   | -       | -       | -   | 99      | 0.4%  |
| Malta Football Association                           | 96      | -      | -   | -       | -       | -   | -       | -      | -   | -       | -       | -   | 96      | 0.3%  |
| Slovenian Antidoping Organization                    | 88      | 2      | -   | 4       | -       | -   | -       | -      | -   | -       | -       | -   | 92      | 0.3%  |
| Croatian Institute for Toxicology and Antidoping     | 90      | 3      | 1   | 1       | -       | -   | -       | -      | -   | -       | -       | -   | 91      | 0.3%  |
| Korea Professional Football League                   | 90      | -      | -   | -       | -       | -   | -       | -      | -   | -       | -       | -   | 90      | 0.3%  |
| Anti-Doping Centre Bulgaria                          | 81      | 2      | 2   | 2       | -       | -   | -       | -      | -   | -       | -       | -   | 83      | 0.3%  |
| Czech Anti-Doping Committee                          | 64      | -      | -   | 10      | -       | -   | -       | -      | -   | -       | -       | -   | 74      | 0.3%  |
| National Anti-Doping Agency Austria GmbH             | 20      | -      | -   | 54      | -       | -   | -       | -      | -   | -       | -       | -   | 74      | 0.3%  |
| Mineira Football Federation                          | 72      | -      | -   | -       | -       | -   | -       | -      | -   | -       | -       | -   | 72      | 0.3%  |
| Cuba National Anti-Doping Agency                     | -       | -      | -   | 55      | 1       | -   | -       | -      | -   | -       | -       | -   | 55      | 0.2%  |
| Israel Football Association                          | 55      | 1      | -   | -       | -       | -   | -       | -      | -   | -       | -       | -   | 55      | 0.2%  |
| Irish Sports Council                                 | 32      | -      | -   | 21      | -       | -   | -       | -      | -   | -       | -       | -   | 53      | 0.2%  |
| Magyar Antidopping Csoport - HUNADO                  | 25      | -      | -   | 16      | 1       | -   | -       | -      | -   | 9       | -       | -   | 50      | 0.2%  |
| Federacion Nacional de Futbol de Guatemala           | 48      | -      | 2   | -       | -       | -   | -       | -      | -   | -       | -       | -   | 48      | 0.2%  |
| Anti-Doping Uruguay                                  | 48      | -      | 3   | -       | -       | -   | -       | -      | -   | -       | -       | -   | 48      | 0.2%  |
| Federación Mexicana de Fútbol Americano              | 42      | -      | 4   | 2       | 2       | -   | -       | -      | -   | -       | -       | -   | 44      | 0.2%  |
| Federacion Costaricense de Futbol                    | 42      | -      | -   | -       | -       | -   | -       | -      | -   | -       | -       | -   | 42      | 0.1%  |
| National Anti Doping Agency - India                  | 36      | -      | 1   | -       | -       | -   | -       | -      | -   | -       | -       | -   | 36      | 0.1%  |
| Olympic Council of Asia                              | 35      | -      | -   | -       | -       | -   | -       | -      | -   | -       | -       | -   | 35      | 0.1%  |
| Central American and Caribbean Association Football  | 31      | -      | -   | -       | -       | -   | -       | -      | -   | -       | -       | -   | 31      | 0.1%  |
| Jamaica Anti-Doping Commission                       | 19      | -      | -   | 4       | -       | -   | -       | -      | -   | -       | -       | -   | 23      | 0.1%  |
| Kazakhstan National Anti-Doping Centre               | -       | -      | -   | 22      | -       | -   | -       | -      | -   | -       | -       | -   | 22      | 0.1%  |
| Kuwait Anti-Doping Committee                         | 21      | -      | 2   | -       | -       | -   | -       | -      | -   | -       | -       | -   | 21      | 0.1%  |
| South East Asian Games Federation                    | 21      | -      | -   | -       | -       | -   | -       | -      | -   | -       | -       | -   | 21      | 0.1%  |
| United States Anti-Doping Agency                     | -       | -      | -   | 21      | -       | 1   | -       | -      | -   | -       | -       | -   | 21      | 0.1%  |
| Anti-Doping Commission of Malta                      | 17      | 1      | 1   | 2       | -       | -   | -       | -      | -   | -       | -       | -   | 19      | 0.1%  |
| Drug Free Sport New Zealand                          | 16      | -      | -   | 1       | -       | -   | -       | -      | -   | -       | -       | -   | 17      | 0.1%  |
| Anti-Doping Agency of Serbia                         | 16      | 1      | -   | -       | -       | -   | -       | -      | -   | -       | -       | -   | 16      | 0.1%  |
| Bahrain Anti-Doping Committee                        | 16      | -      | 2   | -       | -       | -   | -       | -      | -   | -       | -       | -   | 16      | 0.1%  |
| Canadian Centre for Ethics in Sport                  | 15      | -      | -   | -       | -       | -   | -       | -      | -   | -       | -       | -   | 15      | 0.1%  |
| New Caledonia NADO                                   | 15      | -      | -   | -       | -       | -   | -       | -      | -   | -       | -       | -   | 15      | 0.1%  |
| Württembergischer Fußballverband e.V                 | 14      | -      | -   | -       | -       | -   | -       | -      | -   | -       | -       | -   | 14      | 0.05% |
| Espirito Santo Football Federation                   | 13      | -      | -   | -       | -       | -   | -       | -      | -   | -       | -       | -   | 13      | 0.05% |

**Table 31: Olympic Sport - Football**

| Testing Authority (TA)                                   | Urine |     |     |      |     |     | Blood |     |     |     |     |     | Total   |        |
|--|-------|-----|-----|------|-----|-----|-------|-----|-----|-----|-----|-----|---------|--------|
|  | IC    | ATF | AAF | IC   | ATF | AAF | IC    | ATF | AAF | IC  | ATF | AAF | Samples | %      |
| National Olympic and Sports Association of Iceland       | 8     | -   | 2   | 5    | -   | -   | -     | -   | -   | -   | -   | -   | 13      | 0.05%  |
| Agency for Anti-Doping Control of Bosnia and Herzegovina | 12    | -   | -   | -    | -   | -   | -     | -   | -   | -   | -   | -   | 12      | 0.04%  |
| Costa Rica NADO  | 6     | -   | -   | 6    | -   | -   | -     | -   | -   | -   | -   | -   | 12      | 0.04%  |
| Organización Deportiva Centroamericana y Caribeña        | 11    | -   | -   | -    | -   | -   | -     | -   | -   | -   | -   | -   | 11      | 0.04%  |
| Africa Zone VI   | -     | -   | -   | 10   | -   | -   | -     | -   | -   | -   | -   | -   | 10      | 0.04%  |
| Andorra National Anti-Doping Commission                  | 6     | -   | -   | 4    | -   | -   | -     | -   | -   | -   | -   | -   | 10      | 0.04%  |
| East Asian Games Association                             | 9     | -   | -   | -    | -   | -   | -     | -   | -   | -   | -   | -   | 9       | 0.03%  |
| Slovak Anti-Doping Agency                                | 4     | 1   | -   | 5    | -   | -   | -     | -   | -   | -   | -   | -   | 9       | 0.03%  |
| Africa Regional Anti-Doping Organization Zone V          | -     | -   | -   | 8    | -   | -   | -     | -   | -   | -   | -   | -   | 8       | 0.03%  |
| Luxembourg NADO  | 8     | -   | -   | -    | -   | -   | -     | -   | -   | -   | -   | -   | 8       | 0.03%  |
| Ceará Football Federation                                | 8     | -   | -   | -    | -   | -   | -     | -   | -   | -   | -   | -   | 8       | 0.03%  |
| Caribbean Regional Anti-Doping Organization              | -     | -   | -   | 8    | -   | -   | -     | -   | -   | -   | -   | -   | 8       | 0.03%  |
| Comité International des Jeux de la Francophonie         | 8     | -   | -   | -    | -   | -   | -     | -   | -   | -   | -   | -   | 8       | 0.03%  |
| Estonian Anti-Doping Agency                              | 8     | -   | -   | -    | -   | -   | -     | -   | -   | -   | -   | -   | 8       | 0.03%  |
| International Committee of Mediterranean Games           | 8     | -   | -   | -    | -   | -   | -     | -   | -   | -   | -   | -   | 8       | 0.03%  |
| Organisation Deportiva Bolivariana                       | 8     | -   | -   | -    | -   | -   | -     | -   | -   | -   | -   | -   | 8       | 0.03%  |
| Anti-Doping Singapore                                    | -     | -   | -   | 7    | -   | -   | -     | -   | -   | -   | -   | -   | 7       | 0.02%  |
| Laos Anti Doping Commission                              | 7     | -   | -   | -    | -   | -   | -     | -   | -   | -   | -   | -   | 7       | 0.02%  |
| Africa Zone IV   | 6     | -   | -   | -    | -   | -   | -     | -   | -   | -   | -   | -   | 6       | 0.02%  |
| Ministerium der Deutschsprachige Gemeinschaft Belgien    | 6     | -   | -   | -    | -   | -   | -     | -   | -   | -   | -   | -   | 6       | 0.02%  |
| Hong Kong Anti-Doping Committee                          | -     | -   | -   | 6    | -   | -   | -     | -   | -   | -   | -   | -   | 6       | 0.02%  |
| Botswana Olympic Committee                               | 5     | -   | -   | -    | -   | -   | -     | -   | -   | -   | -   | -   | 5       | 0.02%  |
| Chinese Taipei Anti-Doping Agency                        | -     | -   | -   | 5    | -   | -   | -     | -   | -   | -   | -   | -   | 5       | 0.02%  |
| University Sport Board of Thailand                       | 5     | -   | -   | -    | -   | -   | -     | -   | -   | -   | -   | -   | 5       | 0.02%  |
| Rio Gande do Norte Football Federation                   | 4     | -   | -   | -    | -   | -   | -     | -   | -   | -   | -   | -   | 4       | 0.01%  |
| Para Football Federation                                 | 4     | -   | -   | -    | -   | -   | -     | -   | -   | -   | -   | -   | 4       | 0.01%  |
| Eesti Jalgpalli Liit                                     | 4     | 4   | -   | -    | -   | -   | -     | -   | -   | -   | -   | -   | 4       | 0.01%  |
| Georgian Anti-Doping Agency                              | 4     | -   | -   | -    | -   | -   | -     | -   | -   | -   | -   | -   | 4       | 0.01%  |
| Guatemala NADO   | 4     | -   | -   | -    | -   | -   | -     | -   | -   | -   | -   | -   | 4       | 0.01%  |
| Football Federation of Macedonia                         | 4     | -   | 1   | -    | -   | -   | -     | -   | -   | -   | -   | -   | 4       | 0.01%  |
| National Anti-doping Center of Ukraine                   | 4     | -   | -   | -    | -   | -   | -     | -   | -   | -   | -   | -   | 4       | 0.01%  |
| South East Asia RADO                                     | -     | -   | -   | 4    | -   | -   | -     | -   | -   | -   | -   | -   | 4       | 0.01%  |
| Turkish Cyprus Anti-Doping Agency                        | 4     | -   | -   | -    | -   | -   | -     | -   | -   | -   | -   | -   | 4       | 0.01%  |
| Anti-Doping Agency of Malaysia                           | 3     | -   | -   | -    | -   | -   | -     | -   | -   | -   | -   | -   | 3       | 0.01%  |
| Bahia Football Federation                                | 3     | -   | -   | -    | -   | -   | -     | -   | -   | -   | -   | -   | 3       | 0.01%  |
| Fédération Française de Sport Universitaire              | 2     | -   | -   | -    | -   | -   | -     | -   | -   | -   | -   | -   | 2       | 0.01%  |
| Indonesian Anti-Doping Agency                            | 2     | -   | -   | -    | -   | -   | -     | -   | -   | -   | -   | -   | 2       | 0.01%  |
| Anti-Doping department of State Sports Medicine Centre   | 2     | -   | -   | -    | -   | -   | -     | -   | -   | -   | -   | -   | 2       | 0.01%  |
| Central Asia RADO  | -     | -   | -   | 2    | -   | -   | -     | -   | -   | -   | -   | -   | 2       | 0.01%  |
| 2013 WMG Organizing Committee                            | 2     | -   | -   | -    | -   | -   | -     | -   | -   | -   | -   | -   | 2       | 0.01%  |
| Africa Zone II & III                                     | 1     | -   | -   | -    | -   | -   | -     | -   | -   | -   | -   | -   | 1       | 0.004% |
| Chile National Anti-Doping Commission                    | 1     | -   | -   | -    | -   | -   | -     | -   | -   | -   | -   | -   | 1       | 0.004% |
| Football Association Of Malaysia                         | 1     | -   | 1   | -    | -   | -   | -     | -   | -   | -   | -   | -   | 1       | 0.004% |
| National Anti Doping Agency Belize                       | -     | -   | -   | 1    | -   | -   | -     | -   | -   | -   | -   | -   | 1       | 0.004% |
|  | 21638 | 159 | 128 | 5697 | 111 | 12  | 494   | -   | -   | 173 | -   | -   | 28002   |        |

**2013 Anti-Doping Testing Figures**  
*Samples Analyzed and Reported by Accredited Laboratories in ADAMS*

**Table 32: Olympic Sport - Golf**

| Testing Authority (TA)                            | Urine      |          |          |           |          |          | Blood    |          |          |          |            |      | Total |  |
|---|------------|----------|----------|-----------|----------|----------|----------|----------|----------|----------|------------|------|-------|--|
|   | IC         |          | OOC      |           | IC       |          | OOC      |          | OOC      |          | Samples    | %    |       |  |
|   | Samples    | ATF      | AAF      | Samples   | ATF      | AAF      | Samples  | ATF      | AAF      |          |            |      |       |  |
| Spain Golf Federation                             | 37         | -        | -        | 22        | -        | -        | -        | -        | -        | -        | 59         | 12%  |       |  |
| Chinese Anti-Doping Agency                        | 13         | -        | -        | 26        | -        | -        | -        | -        | -        | -        | 39         | 8%   |       |  |
| Japan Anti-Doping Agency                          | 36         | -        | -        | -         | -        | -        | -        | -        | -        | -        | 36         | 7%   |       |  |
| Korean Anti-Doping Agency                         | 34         | -        | -        | 1         | -        | -        | -        | -        | -        | -        | 35         | 7%   |       |  |
| Autoridade Antidopagem de Portugal                | 34         | -        | -        | -         | -        | -        | -        | -        | -        | -        | 34         | 7%   |       |  |
| Fédération française de Golf                      | 28         | -        | -        | 2         | -        | -        | -        | -        | -        | -        | 30         | 6%   |       |  |
| German National Anti-Doping Agency                | 20         | -        | -        | 10        | -        | -        | -        | -        | -        | -        | 30         | 6%   |       |  |
| Ladies Professional Golfers' Association of Japan | 20         | -        | -        | -         | -        | -        | -        | -        | -        | -        | 20         | 4%   |       |  |
| Swedish Sports Confederation Anti-Doping Group    | 16         | -        | -        | 4         | -        | -        | -        | -        | -        | -        | 20         | 4%   |       |  |
| South African Institute for Drug-Free Sport       | 16         | -        | -        | 2         | -        | -        | -        | -        | -        | -        | 18         | 4%   |       |  |
| National Anti Doping Agency -India                | -          | -        | -        | 17        | -        | -        | -        | -        | -        | -        | 17         | 4%   |       |  |
| Anti Doping Authority the Netherlands             | 13         | 2        | -        | 2         | 2        | -        | -        | -        | -        | -        | 15         | 3%   |       |  |
| Comitato Olimpico Nazionale Italiano              | 14         | -        | -        | -         | -        | -        | -        | -        | -        | -        | 14         | 3%   |       |  |
| Spain National Anti-Doping Agency                 | 14         | -        | -        | -         | -        | -        | -        | -        | -        | -        | 14         | 3%   |       |  |
| Anti-Doping Norway                                | 12         | -        | -        | -         | -        | -        | -        | -        | -        | -        | 12         | 2%   |       |  |
| Finnish Anti-Doping Agency                        | 10         | -        | -        | -         | -        | -        | -        | -        | -        | -        | 10         | 2%   |       |  |
| Antidoping Switzerland                            | 8          | 1        | -        | 1         | -        | -        | -        | -        | -        | -        | 9          | 2%   |       |  |
| Italian Ministry of Health Department             | 8          | -        | -        | -         | -        | -        | -        | -        | -        | -        | 8          | 2%   |       |  |
| Colombian NADO                                    | 6          | -        | 1        | -         | -        | -        | -        | -        | -        | -        | 6          | 1%   |       |  |
| International Golf Federation                     | 6          | -        | -        | -         | -        | -        | -        | -        | -        | -        | 6          | 1%   |       |  |
| Japan Golf Association                            | 6          | -        | -        | -         | -        | -        | -        | -        | -        | -        | 6          | 1%   |       |  |
| NADO Flanders                                     | 6          | -        | -        | -         | -        | -        | -        | -        | -        | -        | 6          | 1%   |       |  |
| South East Asian Games Federation                 | 5          | -        | -        | -         | -        | -        | -        | -        | -        | -        | 5          | 1%   |       |  |
| Czech Anti-Doping Committee                       | 4          | -        | -        | -         | -        | -        | -        | -        | -        | -        | 4          | 1%   |       |  |
| Canadian Centre for Ethics in Sport               | 4          | -        | -        | -         | -        | -        | -        | -        | -        | -        | 4          | 1%   |       |  |
| Sports Authority of Thailand                      | 2          | -        | -        | 2         | -        | -        | -        | -        | -        | -        | 4          | 1%   |       |  |
| Anti-Doping Agency of Malaysia                    | 3          | -        | -        | -         | -        | -        | -        | -        | -        | -        | 3          | 1%   |       |  |
| Hellenic National Council for Combatting Doping   | 3          | -        | -        | -         | -        | -        | -        | -        | -        | -        | 3          | 1%   |       |  |
| Guatemala NADO                                    | 3          | -        | -        | -         | -        | -        | -        | -        | -        | -        | 3          | 1%   |       |  |
| Federação Paulista de Golfe                       | 2          | -        | -        | -         | -        | -        | -        | -        | -        | -        | 2          | 0.4% |       |  |
| Caribbean Regional Anti-Doping Organization       | 2          | -        | 1        | -         | -        | -        | -        | -        | -        | -        | 2          | 0.4% |       |  |
| Kazakhstan National Anti-Doping Centre            | -          | -        | -        | 2         | -        | -        | -        | -        | -        | -        | 2          | 0.4% |       |  |
| Myanmar National Anti-Doping Organization         | -          | -        | -        | 2         | -        | -        | -        | -        | -        | -        | 2          | 0.4% |       |  |
| Olympic Council of Asia                           | 2          | -        | -        | -         | -        | -        | -        | -        | -        | -        | 2          | 0.4% |       |  |
| University Sport Board of Thailand                | 2          | -        | -        | -         | -        | -        | -        | -        | -        | -        | 2          | 0.4% |       |  |
| Hong Kong Anti-Doping Committee                   | -          | -        | -        | 1         | -        | -        | -        | -        | -        | -        | 1          | 0.2% |       |  |
| <b>Total</b>                                      | <b>389</b> | <b>3</b> | <b>2</b> | <b>94</b> | <b>2</b> | <b>-</b> | <b>-</b> | <b>-</b> | <b>-</b> | <b>-</b> | <b>483</b> |      |       |  |



**2013 Anti-Doping Testing Figures**  
*Samples Analyzed and Reported by Accredited Laboratories in ADAMS*

**Table 33: Olympic Sport - Gymnastics**

| Testing Authority (TA)                                 | Urine      |          |          |             |           |          | Blood      |          |          |            |          |          | Total Samples | %     |
|--|------------|----------|----------|-------------|-----------|----------|------------|----------|----------|------------|----------|----------|---------------|-------|
|  | IC Samples | ATF      | AAF      | IC Samples  | ATF       | AAF      | IC Samples | ATF      | AAF      | IC Samples | ATF      | AAF      |               |       |
| International Gymnastics Federation                    | 237        | -        | 3        | 70          | -         | -        | -          | -        | -        | -          | -        | -        | 307           | 14%   |
| Chinese Anti-Doping Agency                             | 106        | -        | -        | 155         | -         | -        | -          | -        | -        | -          | -        | -        | 261           | 12%   |
| Russian National Anti-Doping Organization              | 49         | -        | 2        | 154         | 2         | -        | -          | -        | -        | -          | -        | -        | 203           | 9%    |
| Japan Anti-Doping Agency                               | 12         | -        | -        | 129         | -         | -        | -          | -        | -        | -          | -        | -        | 141           | 7%    |
| German National Anti-Doping Agency                     | 18         | -        | -        | 107         | -         | -        | -          | -        | -        | -          | -        | -        | 125           | 6%    |
| United States Anti-Doping Agency                       | 34         | 1        | 2        | 62          | 3         | -        | -          | -        | -        | -          | -        | -        | 96            | 4%    |
| Spanish Federation of Gymnastics                       | 31         | -        | -        | 32          | -         | -        | -          | -        | -        | -          | -        | -        | 63            | 3%    |
| Comitato Olimpico Nazionale Italiano                   | 38         | -        | 2        | 17          | 1         | -        | -          | -        | -        | -          | -        | -        | 55            | 3%    |
| Anti Doping Authority the Netherlands                  | 19         | -        | -        | 34          | -         | -        | -          | -        | -        | -          | -        | -        | 53            | 2%    |
| Australian Sports Anti-Doping Authority                | 17         | -        | -        | 33          | -         | -        | -          | -        | -        | -          | -        | -        | 50            | 2%    |
| Korean Anti-Doping Agency                              | 7          | -        | -        | 42          | -         | -        | -          | -        | -        | -          | -        | -        | 49            | 2%    |
| UK Anti-Doping   | -          | -        | -        | 26          | -         | -        | 13         | -        | -        | 10         | -        | -        | 49            | 2%    |
| Finnish Anti-Doping Agency                             | 23         | -        | -        | 25          | -         | -        | -          | -        | -        | -          | -        | -        | 48            | 2%    |
| Fédération française de gymnastique                    | 28         | -        | -        | 17          | -         | -        | -          | -        | -        | -          | -        | -        | 45            | 2%    |
| Romanian National Anti-Doping Agency                   | 16         | -        | -        | 25          | -         | -        | -          | -        | -        | -          | -        | -        | 41            | 2%    |
| Autoridade Antidopagem de Portugal                     | 28         | 1        | -        | 9           | 1         | -        | -          | -        | -        | -          | -        | -        | 37            | 2%    |
| International World Games Association                  | 34         | -        | -        | -           | -         | -        | 3          | -        | -        | -          | -        | -        | 37            | 2%    |
| Poland Commission against Doping in Sports             | 31         | -        | -        | -           | -         | -        | -          | -        | -        | -          | -        | -        | 31            | 1.4%  |
| Czech Anti-Doping Committee                            | 26         | -        | -        | 4           | -         | -        | -          | -        | -        | -          | -        | -        | 30            | 1.4%  |
| Magyar Antidopping Csoport - HUNADO                    | -          | -        | -        | 30          | -         | -        | -          | -        | -        | -          | -        | -        | 30            | 1.4%  |
| Antidoping Switzerland                                 | 8          | -        | -        | 22          | -         | -        | -          | -        | -        | -          | -        | -        | 30            | 1.4%  |
| Anti-Doping Centre Bulgaria                            | 25         | -        | -        | 4           | -         | -        | -          | -        | -        | -          | -        | -        | 29            | 1.4%  |
| Cuba National Anti-Doping Agency                       | -          | -        | -        | 25          | 4         | -        | -          | -        | -        | -          | -        | -        | 25            | 1.2%  |
| Kazakhstan National Anti-Doping Centre                 | -          | -        | -        | 25          | -         | -        | -          | -        | -        | -          | -        | -        | 25            | 1.2%  |
| Swedish Sports Confederation Anti-Doping Group         | 9          | -        | -        | 13          | -         | -        | -          | -        | -        | -          | -        | -        | 22            | 1.0%  |
| Canadian Centre for Ethics in Sport                    | 13         | -        | -        | 6           | -         | -        | -          | -        | -        | -          | -        | -        | 19            | 0.9%  |
| Chinese Taipei Anti-Doping Agency                      | -          | -        | -        | 16          | -         | -        | -          | -        | -        | -          | -        | -        | 16            | 0.7%  |
| Deutscher Turner-Bund                                  | 15         | -        | -        | -           | -         | -        | -          | -        | -        | -          | -        | -        | 15            | 0.7%  |
| Anti-Doping Norway                                     | 12         | -        | -        | 2           | -         | -        | -          | -        | -        | -          | -        | -        | 14            | 0.7%  |
| East Asian Games Association                           | 14         | -        | -        | -           | -         | -        | -          | -        | -        | -          | -        | -        | 14            | 0.7%  |
| Union européenne de gymnastique                        | 14         | -        | -        | -           | -         | -        | -          | -        | -        | -          | -        | -        | 14            | 0.7%  |
| NADO Flanders  | -          | -        | -        | 12          | -         | -        | -          | -        | -        | -          | -        | -        | 12            | 0.6%  |
| Belarus National Anti-Doping Agency                    | -          | -        | -        | 11          | -         | 1        | -          | -        | -        | -          | -        | -        | 11            | 0.5%  |
| Spain National Anti-Doping Agency                      | 6          | -        | 1        | 4           | -         | -        | -          | -        | -        | -          | -        | -        | 10            | 0.5%  |
| National Anti-Doping Agency Austria GmbH               | 1          | -        | 1        | 9           | 1         | -        | -          | -        | -        | -          | -        | -        | 10            | 0.5%  |
| Venezuela NADO   | 10         | -        | -        | -           | -         | -        | -          | -        | -        | -          | -        | -        | 10            | 0.5%  |
| Croatian Institute for Toxicology and Antidoping       | -          | -        | -        | 9           | -         | -        | -          | -        | -        | -          | -        | -        | 9             | 0.4%  |
| Italian Ministry of Health Department                  | 8          | -        | -        | -           | -         | -        | -          | -        | -        | -          | -        | -        | 8             | 0.4%  |
| National Anti Doping Agency -India                     | -          | -        | -        | 8           | -         | -        | -          | -        | -        | -          | -        | -        | 8             | 0.4%  |
| Luxembourg NADO  | 5          | -        | -        | 1           | -         | -        | -          | -        | -        | 1          | -        | -        | 7             | 0.3%  |
| Saudi Arabian Antidoping Committee                     | 7          | -        | -        | -           | -         | -        | -          | -        | -        | -          | -        | -        | 7             | 0.3%  |
| French Community of Belgium NADO                       | 6          | -        | -        | -           | -         | -        | -          | -        | -        | -          | -        | -        | 6             | 0.3%  |
| Organización Deportiva Centroamericana y Caribeña      | 6          | -        | -        | -           | -         | -        | -          | -        | -        | -          | -        | -        | 6             | 0.3%  |
| Colombian NADO   | -          | -        | -        | 5           | -         | -        | -          | -        | -        | -          | -        | -        | 5             | 0.2%  |
| Costa Rica NADO  | -          | -        | -        | 5           | -         | -        | -          | -        | -        | -          | -        | -        | 5             | 0.2%  |
| Georgian Anti-Doping Agency                            | 1          | -        | -        | 3           | -         | -        | -          | -        | -        | -          | -        | -        | 4             | 0.2%  |
| International Committee of Mediterranean Games         | 4          | -        | -        | -           | -         | -        | -          | -        | -        | -          | -        | -        | 4             | 0.2%  |
| Irish Sports Council                                   | 2          | -        | -        | 2           | -         | -        | -          | -        | -        | -          | -        | -        | 4             | 0.2%  |
| Organisation Deportiva Bolivariana                     | 4          | -        | -        | -           | -         | -        | -          | -        | -        | -          | -        | -        | 4             | 0.2%  |
| Puerto Rico Anti-Doping Organization                   | 4          | -        | -        | -           | -         | -        | -          | -        | -        | -          | -        | -        | 4             | 0.2%  |
| Qatar National Antidoping Committee                    | -          | -        | -        | 4           | -         | -        | -          | -        | -        | -          | -        | -        | 4             | 0.2%  |
| Sports Authority of Thailand                           | 4          | -        | -        | -           | -         | -        | -          | -        | -        | -          | -        | -        | 4             | 0.2%  |
| Anti Doping Denmark                                    | -          | -        | -        | 3           | -         | -        | -          | -        | -        | -          | -        | -        | 3             | 0.1%  |
| Bermuda Sport Anti Doping Authority                    | 3          | -        | -        | -           | -         | -        | -          | -        | -        | -          | -        | -        | 3             | 0.1%  |
| Israeli NADO   | -          | -        | -        | 3           | -         | -        | -          | -        | -        | -          | -        | -        | 3             | 0.1%  |
| Caribbean Regional Anti-Doping Organization            | -          | -        | -        | 2           | -         | -        | -          | -        | -        | -          | -        | -        | 2             | 0.1%  |
| Chile National Anti-Doping Commission                  | -          | -        | -        | 2           | -         | -        | -          | -        | -        | -          | -        | -        | 2             | 0.1%  |
| Hong Kong Anti-Doping Committee                        | -          | -        | -        | 1           | -         | -        | -          | -        | -        | 1          | -        | -        | 2             | 0.1%  |
| Kuwait Anti-Doping Committee                           | 2          | -        | -        | -           | -         | -        | -          | -        | -        | -          | -        | -        | 2             | 0.1%  |
| Anti-Doping department of State Sports Medicine Centre | -          | -        | -        | 2           | -         | -        | -          | -        | -        | -          | -        | -        | 2             | 0.1%  |
| South American Sports Organization                     | 2          | -        | -        | -           | -         | -        | -          | -        | -        | -          | -        | -        | 2             | 0.1%  |
| Anti-Doping Singapore                                  | -          | -        | -        | 1           | -         | -        | -          | -        | -        | -          | -        | -        | 1             | 0.05% |
| Hellenic National Council for Combatting Doping        | -          | -        | -        | 1           | -         | -        | -          | -        | -        | -          | -        | -        | 1             | 0.05% |
| Mongolian National Olympic Committee                   | -          | -        | -        | 1           | -         | -        | -          | -        | -        | -          | -        | -        | 1             | 0.05% |
| Central Asia RADO                                      | -          | -        | -        | 1           | -         | -        | -          | -        | -        | -          | -        | -        | 1             | 0.05% |
| Turkish NOC Anti-Doping Commission                     | -          | -        | -        | 1           | -         | -        | -          | -        | -        | -          | -        | -        | 1             | 0.05% |
| <b>Total</b>   | <b>939</b> | <b>2</b> | <b>9</b> | <b>1175</b> | <b>12</b> | <b>1</b> | <b>16</b>  | <b>-</b> | <b>-</b> | <b>12</b>  | <b>-</b> | <b>-</b> | <b>2142</b>   |       |

**Table 34: Olympic Sport - Handball**

| Testing Authority (TA)                                    | Urine       |           |           |             |           |          | Blood    |          |          |           |          |          | Total<br>Samples | %     |
|---|-------------|-----------|-----------|-------------|-----------|----------|----------|----------|----------|-----------|----------|----------|------------------|-------|
|   | IC          | ATF       | AAF       | IC          | ATF       | AAF      | IC       | ATF      | AAF      | IC        | ATF      | AAF      |                  |       |
| International Handball Federation                         | 246         | 2         | 1         | 53          | -         | -        | -        | -        | -        | -         | -        | -        | 299              | 9%    |
| Swedish Sports Confederation Anti-Doping Group            | 96          | 1         | 2         | 143         | 5         | 1        | -        | -        | -        | -         | -        | -        | 239              | 7%    |
| German National Anti-Doping Agency                        | 108         | -         | -         | 129         | -         | -        | -        | -        | -        | -         | -        | -        | 237              | 7%    |
| Fédération française de handball                          | 60          | -         | -         | 141         | -         | -        | -        | -        | -        | 4         | -        | -        | 205              | 6%    |
| Russian National Anti-Doping Organization                 | -           | -         | -         | 167         | 3         | -        | -        | -        | -        | -         | -        | -        | 167              | 5%    |
| Anti Doping Denmark                                       | 64          | 3         | -         | 95          | 4         | -        | -        | -        | -        | -         | -        | -        | 159              | 5%    |
| Romanian National Anti-Doping Agency                      | 82          | -         | 1         | 53          | -         | -        | -        | -        | -        | -         | -        | -        | 135              | 4%    |
| Poland Commission against Doping in Sports                | 99          | -         | -         | 28          | 2         | -        | -        | -        | -        | -         | -        | -        | 127              | 4%    |
| Anti-Doping Norway  | 66          | 2         | -         | 54          | 4         | -        | -        | -        | -        | -         | -        | -        | 120              | 4%    |
| Japan Anti-Doping Agency                                  | 96          | -         | -         | 20          | -         | -        | -        | -        | -        | -         | -        | -        | 116              | 4%    |
| Chinese Anti-Doping Agency                                | 37          | -         | -         | 69          | -         | -        | -        | -        | -        | -         | -        | -        | 106              | 3%    |
| Italian Ministry of Health Department                     | 106         | -         | 4         | -           | -         | -        | -        | -        | -        | -         | -        | -        | 106              | 3%    |
| European Handball Federation                              | 89          | 1         | -         | -           | -         | -        | -        | -        | -        | -         | -        | -        | 89               | 3%    |
| Korean Anti-Doping Agency                                 | 35          | -         | -         | 44          | 1         | -        | -        | -        | -        | -         | -        | -        | 79               | 2%    |
| Croatian Institute for Toxicology and Antidoping          | 49          | 1         | -         | 27          | -         | -        | -        | -        | -        | -         | -        | -        | 76               | 2%    |
| Finnish Anti-Doping Agency                                | 32          | 2         | -         | 37          | 1         | -        | -        | -        | -        | -         | -        | -        | 69               | 2%    |
| Magyar Antidopping Csoport - HUNADO                       | 14          | -         | -         | 46          | -         | -        | -        | -        | -        | -         | -        | -        | 60               | 2%    |
| Czech Anti-Doping Committee                               | 44          | -         | -         | 12          | -         | -        | -        | -        | -        | -         | -        | -        | 56               | 2%    |
| Spain National Anti-Doping Agency                         | 56          | -         | -         | -           | -         | -        | -        | -        | -        | -         | -        | -        | 56               | 2%    |
| Spanish Handball Federation (RFEBM)                       | 36          | -         | -         | 15          | -         | -        | -        | -        | -        | -         | -        | -        | 51               | 2%    |
| Autoridade Antidopagem de Portugal                        | 18          | -         | -         | 29          | -         | -        | -        | -        | -        | -         | -        | -        | 47               | 1%    |
| Comitato Olimpico Nazionale Italiano                      | 36          | -         | 1         | 4           | -         | -        | -        | -        | -        | -         | -        | -        | 40               | 1%    |
| Cuba National Anti-Doping Agency                          | -           | -         | -         | 25          | -         | -        | -        | -        | -        | 13        | -        | -        | 38               | 1%    |
| United States Anti-Doping Agency                          | 10          | -         | -         | 27          | -         | -        | -        | -        | -        | -         | -        | -        | 37               | 1%    |
| Sports Authority of Thailand                              | 8           | -         | -         | 28          | -         | -        | -        | -        | -        | -         | -        | -        | 36               | 1%    |
| Antidoping Switzerland                                    | 20          | 1         | -         | 15          | 1         | -        | -        | -        | -        | -         | -        | -        | 35               | 1%    |
| Agency for Anti-Doping Control of Bosnia and Herzegovina  | 12          | -         | -         | 21          | -         | -        | -        | -        | -        | -         | -        | -        | 33               | 1%    |
| Anti Doping Authority the Netherlands                     | 32          | -         | -         | -           | -         | -        | -        | -        | -        | -         | -        | -        | 32               | 1%    |
| Qatar National Antidoping Committee                       | 22          | -         | -         | 3           | -         | -        | -        | -        | -        | -         | -        | -        | 25               | 1%    |
| Turkish NOC Anti-Doping Commission                        | 25          | -         | -         | -           | -         | -        | -        | -        | -        | -         | -        | -        | 25               | 1%    |
| French Community of Belgium NADO                          | 24          | 1         | 3         | -           | -         | -        | -        | -        | -        | -         | -        | -        | 24               | 1%    |
| Kazakhstan National Anti-Doping Centre                    | -           | -         | -         | 24          | -         | -        | -        | -        | -        | -         | -        | -        | 24               | 1%    |
| Anti-Doping Agency of Serbia                              | 20          | -         | -         | -           | -         | -        | -        | -        | -        | -         | -        | -        | 20               | 1%    |
| Belarus National Anti-Doping Agency                       | -           | -         | -         | 20          | -         | -        | -        | -        | -        | -         | -        | -        | 20               | 1%    |
| National Anti-Doping Agency Austria GmbH                  | 4           | -         | -         | 16          | 1         | -        | -        | -        | -        | -         | -        | -        | 20               | 1%    |
| Slovak Anti-Doping Agency                                 | 18          | -         | -         | -           | -         | -        | -        | -        | -        | -         | -        | -        | 18               | 1%    |
| Comisión de Control y Seguimiento de la Salud y el Dopaje | -           | -         | -         | 17          | -         | -        | -        | -        | -        | -         | -        | -        | 17               | 1%    |
| National Anti Doping Agency -India                        | 17          | -         | -         | -           | -         | -        | -        | -        | -        | -         | -        | -        | 17               | 1%    |
| Kuwait Anti-Doping Committee                              | 16          | -         | 1         | 1           | -         | -        | -        | -        | -        | -         | -        | -        | 17               | 1%    |
| Eastern Europe RADO                                       | -           | -         | -         | 15          | -         | -        | -        | -        | -        | -         | -        | -        | 15               | 0.5%  |
| Bahrain Anti-Doping Committee                             | 12          | -         | -         | -           | -         | -        | -        | -        | -        | -         | -        | -        | 12               | 0.4%  |
| Costa Rica NADO   | -           | -         | -         | 12          | -         | -        | -        | -        | -        | -         | -        | -        | 12               | 0.4%  |
| NADO Flanders   | 12          | 1         | -         | -           | -         | -        | -        | -        | -        | -         | -        | -        | 12               | 0.4%  |
| National Olympic and Sports Association of Iceland        | 8           | -         | -         | 3           | -         | -        | -        | -        | -        | -         | -        | -        | 11               | 0.3%  |
| Hellenic National Council for Combatting Doping           | 8           | -         | -         | -           | -         | -        | -        | -        | -        | -         | -        | -        | 8                | 0.2%  |
| International Committee of Mediterranean Games            | 8           | -         | -         | -           | -         | -        | -        | -        | -        | -         | -        | -        | 8                | 0.2%  |
| Venezuela NADO  | 8           | -         | -         | -           | -         | -        | -        | -        | -        | -         | -        | -        | 8                | 0.2%  |
| International World Games Association                     | 7           | -         | -         | -           | -         | -        | -        | -        | -        | -         | -        | -        | 7                | 0.2%  |
| Handball Association of Hong Kong                         | 6           | -         | -         | -           | -         | -        | -        | -        | -        | -         | -        | -        | 6                | 0.2%  |
| África Zone II & III                                      | 5           | 5         | -         | -           | -         | -        | -        | -        | -        | -         | -        | -        | 5                | 0.2%  |
| Guatemala NADO  | 5           | -         | -         | -           | -         | -        | -        | -        | -        | -         | -        | -        | 5                | 0.2%  |
| Anti-Doping Agency of Malaysia                            | 4           | -         | -         | -           | -         | -        | -        | -        | -        | -         | -        | -        | 4                | 0.1%  |
| Cyprus Anti-Doping Authority                              | 4           | -         | -         | -           | -         | -        | -        | -        | -        | -         | -        | -        | 4                | 0.1%  |
| Israeli NADO  | 4           | -         | 1         | -           | -         | -        | -        | -        | -        | -         | -        | -        | 4                | 0.1%  |
| Anti-Doping department of State Sports Medicine Centre    | 4           | -         | -         | -           | -         | -        | -        | -        | -        | -         | -        | -        | 4                | 0.1%  |
| Organisation Sportive Bolivariense                        | 4           | -         | -         | -           | -         | -        | -        | -        | -        | -         | -        | -        | 4                | 0.1%  |
| Organización Deportiva Centroamericana y Caribeña         | 4           | -         | -         | -           | -         | -        | -        | -        | -        | -         | -        | -        | 4                | 0.1%  |
| África Zone VI  | -           | -         | -         | 3           | -         | -        | -        | -        | -        | -         | -        | -        | 3                | 0.1%  |
| Comité Monegasque Antidopage                              | -           | -         | -         | 3           | -         | -        | -        | -        | -        | -         | -        | -        | 3                | 0.1%  |
| Chinese Taipei Anti-Doping Agency                         | -           | -         | -         | 3           | -         | -        | -        | -        | -        | -         | -        | -        | 3                | 0.1%  |
| Comite Nacional Antidopaje Mexico                         | -           | -         | -         | 3           | -         | -        | -        | -        | -        | -         | -        | -        | 3                | 0.1%  |
| Luxembourg NADO   | -           | -         | -         | 2           | -         | -        | -        | -        | -        | -         | -        | -        | 2                | 0.1%  |
| Anti-Doping Commission of Malta                           | 2           | -         | -         | -           | -         | -        | -        | -        | -        | -         | -        | -        | 2                | 0.1%  |
| Olympic Council of Asia                                   | 2           | -         | -         | -           | -         | -        | -        | -        | -        | -         | -        | -        | 2                | 0.1%  |
| África Zone IV  | 1           | -         | -         | -           | -         | -        | -        | -        | -        | -         | -        | -        | 1                | 0.03% |
| Hong Kong Anti-Doping Committee                           | -           | -         | -         | 1           | -         | -        | -        | -        | -        | -         | -        | -        | 1                | 0.03% |
| University Sport Board of Thailand                        | 1           | -         | -         | -           | -         | -        | -        | -        | -        | -         | -        | -        | 1                | 0.03% |
| <b>TOTAL</b>  | <b>1806</b> | <b>20</b> | <b>14</b> | <b>1408</b> | <b>22</b> | <b>1</b> | <b>-</b> | <b>-</b> | <b>-</b> | <b>17</b> | <b>-</b> | <b>-</b> | <b>3231</b>      |       |

**2013 Anti-Doping Testing Figures**  
*Samples Analyzed and Reported by Accredited Laboratories in ADAMS*

**Table 35: Olympic Sport - Ice Hockey**

| Testing Authority (TA)                                 | Urine       |           |           |             |           |          | Blood    |          |          |          |           |          | Total    |             |         |      |
|--|-------------|-----------|-----------|-------------|-----------|----------|----------|----------|----------|----------|-----------|----------|----------|-------------|---------|------|
|  | IC          | ATF       |           | AAF         | Samples   | ATF      | AAF      | IC       | ATF      |          | AAF       | Samples  | ATF      | AAF         | Samples | %    |
| Russian National Anti-Doping Organization              | 285         | 11        | 5         | 245         | 5         | -        | -        | -        | -        | -        | -         | -        | -        | -           | 530     | 15%  |
| German National Anti-Doping Agency                     | 77          | -         | -         | 399         | -         | -        | -        | -        | -        | -        | 15        | -        | -        | -           | 491     | 14%  |
| International Ice Hockey Federation                    | 346         | 4         | 4         | 13          | -         | -        | -        | -        | -        | -        | 2         | -        | -        | -           | 361     | 10%  |
| Swedish Sports Confederation Anti-Doping Group         | 94          | 3         | 2         | 191         | 12        | 2        | -        | -        | -        | -        | -         | -        | -        | -           | 285     | 8%   |
| Canadian Centre for Ethics in Sport                    | 151         | -         | 3         | 109         | -         | 2        | -        | -        | -        | -        | -         | -        | -        | -           | 260     | 7%   |
| Finnish Anti-Doping Agency                             | 90          | 4         | -         | 143         | 4         | -        | -        | -        | -        | -        | -         | -        | -        | -           | 233     | 7%   |
| United States Anti-Doping Agency                       | 10          | -         | -         | 158         | -         | -        | -        | -        | -        | -        | 8         | -        | -        | -           | 176     | 5%   |
| Anti-Doping Norway                                     | 79          | 3         | 1         | 62          | 3         | -        | -        | -        | -        | -        | -         | -        | -        | -           | 141     | 4%   |
| Fédération française de hockey sur glace               | 76          | -         | 1         | 38          | -         | -        | -        | -        | -        | -        | 5         | -        | -        | -           | 119     | 3%   |
| Antidoping Switzerland                                 | 46          | 1         | 1         | 51          | 1         | -        | 6        | -        | -        | -        | 4         | -        | -        | -           | 107     | 3%   |
| Anti Doping Denmark                                    | 41          | 1         | -         | 44          | 2         | -        | -        | -        | -        | -        | -         | -        | -        | -           | 85      | 2%   |
| Japan Anti-Doping Agency                               | 9           | -         | -         | 71          | -         | -        | -        | -        | -        | -        | -         | -        | -        | -           | 80      | 2%   |
| Romanian National Anti-Doping Agency                   | 53          | 1         | -         | 19          | -         | -        | -        | -        | -        | -        | -         | -        | -        | -           | 72      | 2%   |
| Poland Commission against Doping in Sports             | 50          | -         | 1         | 22          | -         | -        | -        | -        | -        | -        | -         | -        | -        | -           | 72      | 2%   |
| Korean Anti-Doping Agency                              | 35          | -         | -         | 31          | -         | -        | -        | -        | -        | -        | -         | -        | -        | -           | 66      | 2%   |
| Czech Anti-Doping Committee                            | 53          | -         | -         | 12          | -         | -        | -        | -        | -        | -        | -         | -        | -        | -           | 65      | 2%   |
| Kazakhstan National Anti-Doping Centre                 | -           | -         | -         | 58          | -         | -        | -        | -        | -        | -        | -         | -        | -        | -           | 58      | 2%   |
| National Anti-Doping Agency Austria GmbH               | 4           | -         | -         | 39          | 2         | -        | -        | -        | -        | -        | -         | -        | -        | -           | 43      | 1%   |
| Comitato Olimpico Nazionale Italiano                   | 41          | 2         | -         | 1           | -         | -        | -        | -        | -        | -        | -         | -        | -        | -           | 42      | 1%   |
| Italian Ministry of Health Department                  | 33          | 2         | 5         | -           | -         | -        | -        | -        | -        | -        | -         | -        | -        | -           | 33      | 1%   |
| Anti-Doping department of State Sports Medicine Centre | -           | -         | -         | 24          | -         | -        | -        | -        | -        | -        | -         | -        | -        | -           | 24      | 1%   |
| NADO Flanders  | 24          | 2         | 2         | -           | -         | -        | -        | -        | -        | -        | -         | -        | -        | -           | 24      | 1%   |
| Magyar Antidopping Csoport - HUNADO                    | 13          | -         | -         | 4           | -         | -        | -        | -        | -        | -        | 6         | -        | -        | -           | 23      | 1%   |
| UK Anti-Doping   | 16          | -         | 1         | 6           | -         | -        | -        | -        | -        | -        | -         | -        | -        | -           | 22      | 1%   |
| Anti Doping Authority the Netherlands                  | 18          | -         | 2         | -           | -         | -        | -        | -        | -        | -        | -         | -        | -        | -           | 18      | 1%   |
| Slovak Anti-Doping Agency                              | 18          | -         | -         | -           | -         | -        | -        | -        | -        | -        | -         | -        | -        | -           | 18      | 1%   |
| World Anti-Doping Agency                               | -           | -         | -         | 9           | -         | -        | -        | -        | -        | -        | 7         | -        | -        | -           | 16      | 0.5% |
| French Community of Belgium NADO                       | 12          | -         | -         | -           | -         | -        | -        | -        | -        | -        | -         | -        | -        | -           | 12      | 0.3% |
| Slovenian Antidoping Organization                      | -           | -         | -         | 5           | -         | -        | -        | -        | -        | -        | -         | -        | -        | -           | 5       | 0.1% |
| Jamaica Anti-Doping Commission                         | 4           | -         | -         | -           | -         | -        | -        | -        | -        | -        | -         | -        | -        | -           | 4       | 0.1% |
| National Olympic and Sports Association of Iceland     | -           | -         | -         | 2           | -         | -        | -        | -        | -        | -        | -         | -        | -        | -           | 2       | 0.1% |
| Kuwait Anti-Doping Committee                           | -           | -         | -         | 1           | -         | -        | -        | -        | -        | -        | -         | -        | -        | -           | 1       | 0.0% |
|  | <b>1678</b> | <b>34</b> | <b>28</b> | <b>1757</b> | <b>29</b> | <b>4</b> | <b>6</b> | <b>-</b> | <b>-</b> | <b>-</b> | <b>47</b> | <b>-</b> | <b>-</b> | <b>3488</b> |         |      |

**Table 36: Olympic Sport - Judo**

| Testing Authority (TA)  | Urine   |        |     |         |         |     | Blood   |        |     |         |         |     | Total   |      |
|---|---------|--------|-----|---------|---------|-----|---------|--------|-----|---------|---------|-----|---------|------|
|   | Samples | IC ATF | AAF | Samples | OOB ATF | AAF | Samples | IC ATF | AAF | Samples | OOB ATF | AAF | Samples | %    |
| Russian National Anti-Doping Organization                           | 243     | -      | 7   | 359     | 4       | -   | -       | -      | -   | -       | -       | -   | 602     | 13%  |
| Chinese Anti-Doping Agency  | 213     | 3      | 2   | 325     | -       | 1   | -       | -      | -   | 1       | -       | -   | 539     | 12%  |
| International Judo Federation                                       | 497     | 2      | 10  | 3       | -       | -   | -       | -      | -   | -       | -       | -   | 500     | 11%  |
| European Judo Union   | 323     | 1      | 4   | -       | -       | -   | -       | -      | -   | -       | -       | -   | 323     | 7%   |
| Japan Anti-Doping Agency  | 147     | -      | -   | 161     | -       | -   | -       | -      | -   | -       | -       | -   | 308     | 7%   |
| Kazakhstan National Anti-Doping Centre                              | 10      | -      | 1   | 220     | -       | 2   | -       | -      | -   | -       | -       | -   | 230     | 5%   |
| National Anti Doping Agency -India                                  | 91      | -      | 7   | 14      | -       | -   | -       | -      | -   | 3       | -       | -   | 108     | 2%   |
| Turkish NOC Anti-Doping Commission                                  | 69      | -      | 3   | 17      | -       | -   | -       | -      | -   | -       | -       | -   | 86      | 2%   |
| Anti Doping Authority the Netherlands                               | 37      | -      | -   | 42      | -       | 1   | -       | -      | -   | 4       | -       | -   | 83      | 2%   |
| Fédération française de judo jujitsu kendo et disciplines associées | 43      | -      | -   | 30      | -       | -   | -       | -      | -   | -       | -       | -   | 73      | 2%   |
| Romanian National Anti-Doping Agency                                | 23      | -      | -   | 48      | -       | 1   | -       | -      | -   | -       | -       | -   | 71      | 2%   |
| Poland Commission against Doping in Sports                          | 22      | -      | -   | 45      | -       | -   | -       | -      | -   | -       | -       | -   | 67      | 1.5% |
| Korean Anti-Doping Agency   | 7       | -      | -   | 56      | -       | -   | -       | -      | -   | -       | -       | -   | 63      | 1.4% |
| Sports Authority of Thailand  | 36      | -      | -   | 22      | -       | -   | -       | -      | -   | -       | -       | -   | 58      | 1.3% |
| Antidoping Switzerland  | 20      | -      | -   | 37      | -       | -   | -       | -      | -   | -       | -       | -   | 57      | 1.3% |
| French Community of Belgium NADO                                    | 48      | 1      | 2   | 8       | -       | -   | -       | -      | -   | -       | -       | -   | 56      | 1.3% |
| Deutscher Judobund  | 56      | -      | 1   | -       | -       | -   | -       | -      | -   | -       | -       | -   | 56      | 1.3% |
| Canadian Centre for Ethics in Sport                                 | 20      | -      | 1   | 29      | -       | -   | -       | -      | -   | -       | -       | -   | 49      | 1.1% |
| German National Anti-Doping Agency                                  | -       | -      | -   | 49      | -       | -   | -       | -      | -   | -       | -       | -   | 49      | 1.1% |
| United States Anti-Doping Agency                                    | -       | -      | -   | 48      | -       | 2   | -       | -      | -   | -       | -       | -   | 48      | 1.1% |
| Cuba National Anti-Doping Agency                                    | 5       | -      | -   | 41      | 2       | -   | -       | -      | -   | -       | -       | -   | 46      | 1.0% |
| Chinese Taipei Anti-Doping Agency                                   | 28      | -      | -   | 17      | -       | -   | -       | -      | -   | -       | -       | -   | 45      | 1.0% |
| Comitato Olimpico Nazionale Italiano                                | 24      | -      | -   | 14      | -       | -   | -       | -      | -   | 4       | -       | -   | 42      | 0.9% |
| South East Asian Games Federation                                   | 39      | -      | -   | -       | -       | -   | -       | -      | -   | -       | -       | -   | 39      | 0.9% |
| National Anti-Doping Agency Austria GmbH                            | 10      | -      | 1   | 25      | -       | -   | -       | -      | -   | -       | -       | -   | 35      | 0.8% |
| UK Anti-Doping  | 14      | -      | -   | 13      | -       | -   | 2       | -      | -   | 5       | -       | -   | 34      | 0.8% |
| Autoridade Antidopagem de Portugal                                  | 18      | -      | 1   | 15      | 2       | -   | -       | -      | -   | -       | -       | -   | 33      | 0.7% |
| Australian Sports Anti-Doping Authority                             | 20      | 1      | -   | 11      | -       | -   | -       | -      | -   | -       | -       | -   | 31      | 0.7% |
| Finnish Anti-Doping Agency  | 14      | -      | -   | 16      | 2       | -   | -       | -      | -   | -       | -       | -   | 30      | 0.7% |
| Georgian Anti-Doping Agency   | 14      | -      | -   | 16      | -       | -   | -       | -      | -   | -       | -       | -   | 30      | 0.7% |
| Magyar Antidopping Csoport - HUNADO                                 | -       | -      | -   | 20      | -       | -   | -       | -      | -   | 10      | -       | -   | 30      | 0.7% |
| Brazilian Judo Confederation  | 29      | -      | 2   | -       | -       | -   | -       | -      | -   | -       | -       | -   | 29      | 0.6% |
| Conseil International des Sports Militaires                         | 29      | -      | -   | -       | -       | -   | -       | -      | -   | -       | -       | -   | 29      | 0.6% |
| Mongolia National Anti-Doping Organization                          | 28      | -      | -   | -       | -       | -   | -       | -      | -   | -       | -       | -   | 28      | 0.6% |
| NADO Flanders   | 18      | 1      | -   | 10      | 1       | -   | -       | -      | -   | -       | -       | -   | 28      | 0.6% |
| Czech Anti-Doping Committee   | 18      | -      | -   | 8       | -       | -   | -       | -      | -   | -       | -       | -   | 26      | 0.6% |
| Spanish Federation of Judo and associated sports                    | 13      | -      | -   | 12      | -       | -   | -       | -      | -   | -       | -       | -   | 25      | 0.6% |
| Anti-Doping Norway  | 15      | -      | -   | 9       | -       | -   | -       | -      | -   | -       | -       | -   | 24      | 0.5% |
| Swedish Sports Confederation Anti-Doping Group                      | 4       | -      | -   | 20      | -       | 1   | -       | -      | -   | -       | -       | -   | 24      | 0.5% |
| Agency for Anti-Doping Control of Bosnia and Herzegovina            | 14      | -      | -   | 7       | -       | -   | -       | -      | -   | -       | -       | -   | 21      | 0.5% |
| Saudi Arabian Antidoping Committee                                  | 21      | -      | 1   | -       | -       | -   | -       | -      | -   | -       | -       | -   | 21      | 0.5% |
| Costa Rica NADO   | 14      | -      | -   | 5       | -       | -   | -       | -      | -   | -       | -       | -   | 19      | 0.4% |
| Organización Deportiva Centroamericana y Caribeña                   | 19      | -      | -   | -       | -       | -   | -       | -      | -   | -       | -       | -   | 19      | 0.4% |
| Colombian NADO  | 16      | -      | 1   | -       | -       | -   | -       | -      | -   | -       | -       | -   | 16      | 0.4% |
| International Committee of Mediterranean Games                      | 16      | -      | -   | -       | -       | -   | -       | -      | -   | -       | -       | -   | 16      | 0.4% |
| Venezuela NADO  | 10      | -      | -   | 6       | -       | -   | -       | -      | -   | -       | -       | -   | 16      | 0.4% |
| Anti Doping Denmark   | 9       | -      | -   | 6       | -       | -   | -       | -      | -   | -       | -       | -   | 15      | 0.3% |
| Chile National Anti-Doping Commission                               | 11      | -      | 2   | 4       | -       | -   | -       | -      | -   | -       | -       | -   | 15      | 0.3% |
| Comité International des Jeux de la Francophonie                    | 15      | -      | -   | -       | -       | -   | -       | -      | -   | -       | -       | -   | 15      | 0.3% |
| SportAccord Event Organiser   | 15      | -      | -   | -       | -       | -   | -       | -      | -   | -       | -       | -   | 15      | 0.3% |
| East Asian Games Association  | 14      | -      | -   | -       | -       | -   | -       | -      | -   | -       | -       | -   | 14      | 0.3% |
| Israeli NADO  | 2       | -      | -   | 11      | -       | -   | -       | -      | -   | -       | -       | -   | 13      | 0.3% |
| Anti-Doping Centre Bulgaria   | 6       | -      | -   | 6       | -       | -   | -       | -      | -   | -       | -       | -   | 12      | 0.3% |
| Oceania Regional Anti-Doping Organization                           | 10      | -      | -   | 2       | -       | -   | -       | -      | -   | -       | -       | -   | 12      | 0.3% |
| South African Institute for Drug-Free Sport                         | 12      | -      | 2   | -       | -       | -   | -       | -      | -   | -       | -       | -   | 12      | 0.3% |
| Anti-Doping Uruguay   | 12      | 1      | 1   | -       | -       | -   | -       | -      | -   | -       | -       | -   | 12      | 0.3% |
| Croatian Institute for Toxicology and Antidoping                    | 5       | -      | 1   | 6       | -       | -   | -       | -      | -   | -       | -       | -   | 11      | 0.2% |
| Organisation Deportiva Bolivariana                                  | 11      | -      | 1   | -       | -       | -   | -       | -      | -   | -       | -       | -   | 11      | 0.2% |
| Anti-Doping Agency of Serbia  | 10      | -      | -   | -       | -       | -   | -       | -      | -   | -       | -       | -   | 10      | 0.2% |
| Olympic Council of Asia   | 10      | -      | 1   | -       | -       | -   | -       | -      | -   | -       | -       | -   | 10      | 0.2% |
| University Sport Board of Thailand                                  | 9       | -      | -   | -       | -       | -   | -       | -      | -   | -       | -       | -   | 9       | 0.2% |
| Anti-Doping Singapore   | -       | -      | -   | 7       | -       | -   | -       | -      | -   | -       | -       | -   | 7       | 0.2% |
| Luxembourg NADO   | 7       | -      | -   | -       | -       | -   | -       | -      | -   | -       | -       | -   | 7       | 0.2% |
| Kuwait Anti-Doping Committee  | 4       | -      | -   | 3       | -       | 2   | -       | -      | -   | -       | -       | -   | 7       | 0.2% |
| Laos Anti Doping Commission   | 7       | -      | -   | -       | -       | -   | -       | -      | -   | -       | -       | -   | 7       | 0.2% |
| Cyprus Anti-Doping Authority  | 6       | -      | 1   | -       | -       | -   | -       | -      | -   | -       | -       | -   | 6       | 0.1% |
| Myanmar National Anti-Doping Organization                           | -       | -      | -   | 6       | -       | -   | -       | -      | -   | -       | -       | -   | 6       | 0.1% |
| Central Asia RADO   | -       | -      | -   | 6       | -       | -   | -       | -      | -   | -       | -       | -   | 6       | 0.1% |
| Estonian Anti-Doping Agency   | -       | -      | -   | 5       | -       | -   | -       | -      | -   | -       | -       | -   | 5       | 0.1% |
| National Olympic and Sports Association of Iceland                  | 3       | -      | -   | 2       | -       | 1   | -       | -      | -   | -       | -       | -   | 5       | 0.1% |
| Anti-Doping Agency of Malaysia                                      | 4       | -      | -   | -       | -       | -   | -       | -      | -   | -       | -       | -   | 4       | 0.1% |
| Africa Zone II & III  | 4       | -      | -   | -       | -       | -   | -       | -      | -   | -       | -       | -   | 4       | 0.1% |
| Comité Monegasque Antidopage  | 4       | -      | -   | -       | -       | -   | -       | -      | -   | -       | -       | -   | 4       | 0.1% |
| Drug Free Sport New Zealand   | 4       | -      | -   | -       | -       | -   | -       | -      | -   | -       | -       | -   | 4       | 0.1% |
| Hellenic National Council for Combatting Doping                     | 4       | -      | -   | -       | -       | -   | -       | -      | -   | -       | -       | -   | 4       | 0.1% |
| Guatemala NADO  | 4       | -      | -   | -       | -       | -   | -       | -      | -   | -       | -       | -   | 4       | 0.1% |
| Hong Kong Anti-Doping Committee                                     | -       | -      | -   | 4       | -       | -   | -       | -      | -   | -       | -       | -   | 4       | 0.1% |
| Irish Sports Council  | 2       | -      | -   | 2       | -       | -   | -       | -      | -   | -       | -       | -   | 4       | 0.1% |
| Anti-Doping department of State Sports Medicine Centre              | 2       | -      | -   | 2       | -       | -   | -       | -      | -   | -       | -       | -   | 4       | 0.1% |
| Mauritius Judo Federation   | 4       | -      | -   | -       | -       | -   | -       | -      | -   | -       | -       | -   | 4       | 0.1% |

**2013 Anti-Doping Testing Figures**  
*Samples Analyzed and Reported by Accredited Laboratories in ADAMS*

**Table 36: Olympic Sport - Judo - continued**

| Testing Authority (TA)                                       | Urine   |     |     |         |     |     | Blood   |     |     |    |         |       | Total |  |
|--|---------|-----|-----|---------|-----|-----|---------|-----|-----|----|---------|-------|-------|--|
|  | IC      |     | OOC |         | IC  |     | OOC     |     | OOC |    | Samples | %     |       |  |
|  | Samples | ATF | AAF | Samples | ATF | AAF | Samples | ATF | AAF |    |         |       |       |  |
| South American Sports Organization                           | 4       | -   | -   | -       | -   | -   | -       | -   | -   | -  | 4       | 0.1%  |       |  |
| Africa Zone I  | -       | -   | -   | 3       | -   | -   | -       | -   | -   | -  | 3       | 0.1%  |       |  |
| Africa Zone IV   | 3       | -   | 1   | -       | -   | -   | -       | -   | -   | -  | 3       | 0.1%  |       |  |
| Belarus National Anti-Doping Agency                          | -       | -   | -   | 3       | -   | -   | -       | -   | -   | -  | 3       | 0.1%  |       |  |
| Slovenian Antidoping Organization                            | -       | -   | -   | 3       | -   | -   | -       | -   | -   | -  | 3       | 0.1%  |       |  |
| Africa Zone VI   | -       | -   | -   | 2       | -   | -   | -       | -   | -   | -  | 2       | 0.04% |       |  |
| Libyan Olympic Committee                                     | -       | -   | -   | 2       | -   | -   | -       | -   | -   | -  | 2       | 0.04% |       |  |
| Confédération Sportive Internationale Travailiste et Amateur | 2       | -   | -   | -       | -   | -   | -       | -   | -   | -  | 2       | 0.04% |       |  |
| Eastern Europe RADO  | -       | -   | -   | 2       | -   | -   | -       | -   | -   | -  | 2       | 0.04% |       |  |
| Anti-Doping Commission of Malta                              | 1       | -   | -   | 1       | -   | -   | -       | -   | -   | -  | 2       | 0.04% |       |  |
| South East Asia RADO   | -       | -   | -   | 2       | -   | -   | -       | -   | -   | -  | 2       | 0.04% |       |  |
| Comitato Permanente Antidoping                               | -       | -   | -   | 2       | -   | -   | -       | -   | -   | -  | 2       | 0.04% |       |  |
| Jordan Anti-doping Organization                              | -       | -   | -   | 1       | -   | -   | -       | -   | -   | -  | 1       | 0.02% |       |  |
| West Asia RADO   | -       | -   | -   | 1       | -   | -   | -       | -   | -   | -  | 1       | 0.02% |       |  |
|  | 2575    | 10  | 54  | 1872    | 11  | 11  | 2       | -   | -   | 27 | -       | 4476  |       |  |

**2013 Anti-Doping Testing Figures**  
*Samples Analyzed and Reported by Accredited Laboratories in ADAMS*

**Table 37: Olympic Sport - Luge**

| Testing Authority (TA)                                 | Urine      |          |          |            |          |          | Blood    |          |          |          |          |          | Total      |      |
|--|------------|----------|----------|------------|----------|----------|----------|----------|----------|----------|----------|----------|------------|------|
|  | IC         |          |          | OOC        |          |          | IC       |          |          | OOC      |          |          | Samples    | %    |
|  | Samples    | ATF      | AAF      | Samples    | ATF      | AAF      | Samples  | ATF      | AAF      | Samples  | ATF      | AAF      |            |      |
| Russian National Anti-Doping Organization              | 62         | -        | 1        | 128        | 8        | -        | -        | -        | -        | -        | -        | -        | 190        | 40%  |
| International Luge Federation                          | 48         | -        | -        | 39         | -        | -        | -        | -        | -        | -        | -        | -        | 87         | 18%  |
| United States Anti-Doping Agency                       | 30         | -        | -        | 49         | -        | -        | -        | -        | -        | -        | -        | -        | 79         | 17%  |
| German National Anti-Doping Agency                     | 3          | -        | -        | 53         | -        | -        | -        | -        | -        | -        | -        | -        | 56         | 12%  |
| Canadian Centre for Ethics in Sport                    | 6          | -        | -        | 16         | -        | -        | -        | -        | -        | -        | -        | -        | 22         | 5%   |
| Anti-Doping Norway                                     | -          | -        | -        | 9          | -        | -        | -        | -        | -        | -        | -        | -        | 9          | 2%   |
| Anti-Doping department of State Sports Medicine Centre | -          | -        | -        | 8          | -        | -        | -        | -        | -        | -        | -        | -        | 8          | 2%   |
| Korean Anti-Doping Agency                              | -          | -        | -        | 6          | -        | -        | -        | -        | -        | -        | -        | -        | 6          | 1.3% |
| Czech Anti-Doping Committee                            | 5          | -        | -        | -          | -        | -        | -        | -        | -        | -        | -        | -        | 5          | 1.0% |
| National Anti-Doping Agency Austria GmbH               | -          | -        | -        | 5          | -        | -        | -        | -        | -        | -        | -        | -        | 5          | 1.0% |
| Antidoping Switzerland                                 | -          | -        | -        | 4          | -        | -        | -        | -        | -        | -        | -        | -        | 4          | 0.8% |
| Japan Anti-Doping Agency                               | 2          | -        | -        | 1          | -        | -        | -        | -        | -        | -        | -        | -        | 3          | 0.6% |
| Australian Sports Anti-Doping Authority                | -          | -        | -        | 1          | -        | -        | -        | -        | -        | -        | -        | -        | 1          | 0.2% |
| Kazakhstan National Anti-Doping Centre                 | -          | -        | -        | 1          | -        | -        | -        | -        | -        | -        | -        | -        | 1          | 0.2% |
| UK Anti-Doping   | -          | -        | -        | 1          | -        | -        | -        | -        | -        | -        | -        | -        | 1          | 0.2% |
|  | <b>156</b> | <b>-</b> | <b>1</b> | <b>321</b> | <b>8</b> | <b>-</b> | <b>-</b> | <b>-</b> | <b>-</b> | <b>-</b> | <b>-</b> | <b>-</b> | <b>477</b> |      |

**2013 Anti-Doping Testing Figures**  
*Samples Analyzed and Reported by Accredited Laboratories in ADAMS*

**Table 38: Olympic Sport - Modern Pentathlon**

| Testing Authority (TA)                                 | Urine         |     |     |               |     |     | Blood         |     |     |               |     |     | Total   |       |
|--|---------------|-----|-----|---------------|-----|-----|---------------|-----|-----|---------------|-----|-----|---------|-------|
|  | IC<br>Samples | ATF | AAF | IC<br>Samples | ATF | AAF | IC<br>Samples | ATF | AAF | IC<br>Samples | ATF | AAF | Samples | %     |
| Union Internationale de Pentathlon Moderne             | 139           | -   | -   | 41            | -   | -   | -             | -   | -   | -             | -   | -   | 180     | 32.4% |
| Chinese Anti-Doping Agency                             | 45            | -   | -   | 16            | -   | -   | 2             | -   | -   | -             | -   | -   | 63      | 11.4% |
| Russian National Anti-Doping Organization              | 15            | -   | -   | 41            | 1   | -   | -             | -   | -   | -             | -   | -   | 56      | 10.1% |
| Poland Commission against Doping in Sports             | 25            | 1   | -   | 17            | -   | -   | -             | -   | -   | -             | -   | -   | 42      | 7.6%  |
| Venezuela NADO   | -             | -   | -   | 17            | -   | -   | -             | -   | -   | 22            | -   | -   | 39      | 7.0%  |
| Korean Anti-Doping Agency                              | 20            | -   | -   | 13            | 1   | -   | -             | -   | -   | -             | -   | -   | 33      | 5.9%  |
| Magyar Antidopping Csoport - HUNADO                    | 8             | -   | -   | 17            | 1   | -   | -             | -   | -   | -             | -   | -   | 25      | 4.5%  |
| German National Anti-Doping Agency                     | 6             | -   | -   | 12            | -   | -   | -             | -   | -   | -             | -   | -   | 18      | 3.2%  |
| Comitato Olimpico Nazionale Italiano                   | 9             | -   | -   | 6             | -   | -   | -             | -   | 1   | -             | -   | -   | 16      | 2.9%  |
| Czech Anti-Doping Committee                            | 5             | -   | -   | 4             | -   | -   | -             | -   | -   | -             | -   | -   | 9       | 1.6%  |
| United States Anti-Doping Agency                       | -             | -   | -   | 8             | -   | -   | -             | -   | -   | -             | -   | -   | 8       | 1.4%  |
| Japan Anti-Doping Agency                               | 5             | -   | -   | 2             | -   | -   | -             | -   | -   | -             | -   | -   | 7       | 1.3%  |
| Kazakhstan National Anti-Doping Centre                 | -             | -   | -   | 7             | -   | 1   | -             | -   | -   | -             | -   | -   | 7       | 1.3%  |
| Conseil International des Sports Militaires            | 6             | -   | 1   | -             | -   | -   | -             | -   | -   | -             | -   | -   | 6       | 1.1%  |
| Cuba National Anti-Doping Agency                       | -             | -   | -   | 6             | -   | -   | -             | -   | -   | -             | -   | -   | 6       | 1.1%  |
| Irish Sports Council                                   | -             | -   | -   | 6             | -   | -   | -             | -   | -   | -             | -   | -   | 6       | 1.1%  |
| Turkish NOC Anti-Doping Commission                     | -             | -   | -   | 6             | -   | -   | -             | -   | -   | -             | -   | -   | 6       | 1.1%  |
| Spain National Anti-Doping Agency                      | 4             | -   | -   | -             | -   | -   | -             | -   | -   | -             | -   | -   | 4       | 0.7%  |
| Federacion Dominicana de Medicina del Deporte          | 4             | -   | -   | -             | -   | -   | -             | -   | -   | -             | -   | -   | 4       | 0.7%  |
| Finnish Anti-Doping Agency                             | 4             | -   | -   | -             | -   | -   | -             | -   | -   | -             | -   | -   | 4       | 0.7%  |
| Fédération Française de Pentathlon Moderne             | -             | -   | -   | 3             | -   | -   | -             | -   | 1   | -             | -   | -   | 4       | 0.7%  |
| UK Anti-Doping   | -             | -   | -   | 4             | -   | -   | -             | -   | -   | -             | -   | -   | 4       | 0.7%  |
| Chinese Taipei Anti-Doping Agency                      | -             | -   | -   | 3             | -   | -   | -             | -   | -   | -             | -   | -   | 3       | 0.5%  |
| Anti-Doping department of State Sports Medicine Centre | -             | -   | -   | 2             | -   | -   | -             | -   | -   | -             | -   | -   | 2       | 0.4%  |
| National Anti-Doping Agency Austria GmbH               | -             | -   | -   | 2             | -   | -   | -             | -   | -   | -             | -   | -   | 2       | 0.4%  |
| Lithuanian Anti-Doping Agency                          | -             | -   | -   | 1             | -   | -   | -             | -   | -   | -             | -   | -   | 1       | 0.2%  |
|  | 295           | 1   | 1   | 234           | 3   | 1   | 2             | -   | -   | 24            | -   | -   | 555     |       |

**Table 39: Olympic Sport - Rowing**

| Testing Authority (TA)                                 | Urine       |           |           |             |           |          | Blood     |          |          |            |          |          | Total       |       |
|--|-------------|-----------|-----------|-------------|-----------|----------|-----------|----------|----------|------------|----------|----------|-------------|-------|
|  | IC          | ATF       | AAF       | IC          | ATF       | AAF      | IC        | ATF      | AAF      | IC         | ATF      | AAF      | Samples     | %     |
| Chinese Anti-Doping Agency                             | 224         | 1         | -         | 410         | 3         | -        | 17        | -        | -        | 13         | -        | -        | 664         | 15%   |
| German National Anti-Doping Agency                     | -           | -         | -         | 467         | -         | -        | -         | -        | -        | 9          | -        | -        | 476         | 11%   |
| Russian National Anti-Doping Organization              | 197         | 4         | 2         | 242         | 4         | -        | -         | -        | -        | -          | -        | -        | 439         | 10%   |
| International Rowing Federation                        | 147         | 1         | 1         | 75          | -         | -        | -         | -        | -        | -          | -        | -        | 222         | 5%    |
| Australian Sports Anti-Doping Authority                | 62          | -         | -         | 133         | -         | -        | -         | -        | -        | -          | -        | -        | 195         | 4%    |
| Poland Commission against Doping in Sports             | 28          | -         | 1         | 134         | 5         | -        | -         | -        | -        | -          | -        | -        | 162         | 4%    |
| Drug Free Sport New Zealand                            | 14          | -         | -         | 127         | -         | -        | -         | -        | -        | -          | -        | -        | 141         | 3%    |
| Romanian National Anti-Doping Agency                   | 31          | -         | -         | 74          | -         | -        | -         | -        | -        | 28         | -        | -        | 133         | 3%    |
| Cuba National Anti-Doping Agency                       | 11          | -         | -         | 103         | 4         | -        | -         | -        | -        | 19         | -        | -        | 133         | 3%    |
| Anti Doping Authority the Netherlands                  | 42          | -         | -         | 78          | -         | -        | -         | -        | -        | -          | -        | -        | 120         | 3%    |
| National Anti Doping Agency -India                     | 60          | -         | -         | 54          | -         | -        | -         | -        | -        | -          | -        | -        | 114         | 3%    |
| Asociación de Clubes de Traineras                      | 31          | -         | -         | 62          | -         | -        | 8         | -        | -        | -          | -        | -        | 101         | 2%    |
| French Rowing Federation                               | 35          | -         | 2         | 55          | -         | -        | -         | -        | -        | 6          | -        | -        | 96          | 2%    |
| Comitato Olimpico Nazionale Italiano                   | 48          | -         | -         | 26          | -         | -        | -         | -        | -        | 10         | -        | -        | 84          | 2%    |
| UK Anti-Doping   | 21          | -         | -         | 53          | -         | -        | -         | -        | -        | 8          | -        | -        | 82          | 2%    |
| GV Gobierno Vasco                                      | 68          | -         | -         | 9           | -         | -        | -         | -        | -        | -          | -        | -        | 77          | 2%    |
| Sports Authority of Thailand                           | 4           | -         | -         | 62          | 1         | -        | -         | -        | -        | -          | -        | -        | 66          | 2%    |
| Japan Anti-Doping Agency                               | 46          | -         | -         | 18          | -         | -        | -         | -        | -        | -          | -        | -        | 64          | 1%    |
| United States Anti-Doping Agency                       | 26          | -         | 3         | 37          | -         | -        | -         | -        | -        | -          | -        | -        | 63          | 1%    |
| Czech Anti-Doping Committee                            | 44          | -         | -         | 9           | -         | -        | -         | -        | -        | 4          | -        | -        | 57          | 1%    |
| Canadian Centre for Ethics in Sport                    | 20          | -         | -         | 33          | -         | -        | -         | -        | -        | 3          | -        | -        | 56          | 1%    |
| Korean Anti-Doping Agency                              | 20          | -         | -         | 35          | 1         | -        | -         | -        | -        | -          | -        | -        | 55          | 1%    |
| Anti Doping Denmark                                    | 18          | 1         | -         | 32          | -         | -        | -         | -        | -        | -          | -        | -        | 50          | 1%    |
| Deutscher Ruderverband                                 | 46          | -         | -         | -           | -         | -        | -         | -        | -        | -          | -        | -        | 46          | 1%    |
| South African Institute for Drug-Free Sport            | 32          | -         | 2         | 12          | -         | -        | -         | -        | -        | -          | -        | -        | 44          | 1%    |
| National Anti-Doping Agency Austria GmbH               | -           | -         | -         | 42          | -         | 1        | -         | -        | -        | -          | -        | -        | 42          | 1%    |
| Antidoping Switzerland                                 | 11          | -         | -         | 22          | -         | -        | -         | -        | -        | 3          | -        | -        | 36          | 1%    |
| Swedish Sports Confederation Anti-Doping Group         | 18          | 1         | -         | 13          | -         | -        | 4         | -        | -        | -          | -        | -        | 35          | 1%    |
| Finnish Anti-Doping Agency                             | 12          | -         | -         | 17          | -         | -        | -         | -        | -        | 1          | -        | -        | 30          | 1%    |
| Venezuela NADO   | 10          | 2         | -         | 19          | 2         | -        | -         | -        | -        | -          | -        | -        | 29          | 1%    |
| Rowing Federation of Spain                             | -           | -         | -         | 28          | -         | -        | -         | -        | -        | -          | -        | -        | 28          | 1%    |
| Anti-Doping Centre Bulgaria                            | 12          | -         | -         | 13          | -         | -        | -         | -        | -        | -          | -        | -        | 25          | 1%    |
| NADO Flanders  | 18          | 1         | -         | 5           | -         | -        | -         | -        | -        | -          | -        | -        | 23          | 1%    |
| South East Asian Games Federation                      | 21          | 1         | -         | -           | -         | -        | -         | -        | -        | -          | -        | -        | 21          | 0.5%  |
| Autoridade Antidopagem de Portugal                     | 12          | -         | -         | 3           | -         | -        | -         | -        | -        | 5          | -        | -        | 20          | 0.5%  |
| Federación Vasca de Remo                               | 20          | -         | 1         | -           | -         | -        | -         | -        | -        | -          | -        | -        | 20          | 0.5%  |
| Hong Kong Anti-Doping Committee                        | 4           | -         | -         | 12          | -         | -        | -         | -        | -        | 4          | -        | -        | 20          | 0.5%  |
| Anti-Doping Norway                                     | 12          | 2         | -         | 6           | 1         | -        | -         | -        | -        | -          | -        | -        | 18          | 0.4%  |
| Egypt National Anti-doping Organization                | -           | -         | -         | 18          | -         | -        | -         | -        | -        | -          | -        | -        | 18          | 0.4%  |
| Magyar Antidopping Csoport - HUNADO                    | 7           | -         | -         | 11          | 1         | -        | -         | -        | -        | -          | -        | -        | 18          | 0.4%  |
| Anti-Doping Agency of Serbia                           | -           | -         | -         | 17          | -         | -        | -         | -        | -        | -          | -        | -        | 17          | 0.4%  |
| Italian Ministry of Health Department                  | 16          | -         | 1         | -           | -         | -        | -         | -        | -        | -          | -        | -        | 16          | 0.4%  |
| Hellenic National Council for Combatting Doping        | 14          | -         | -         | 2           | -         | -        | -         | -        | -        | -          | -        | -        | 16          | 0.4%  |
| Irish Sports Council                                   | 10          | -         | -         | 2           | -         | -        | -         | -        | -        | -          | -        | -        | 12          | 0.3%  |
| Croatian Institute for Toxicology and Antidoping       | -           | -         | -         | 11          | -         | -        | -         | -        | -        | -          | -        | -        | 11          | 0.3%  |
| Africa Regional Anti-Doping Organization Zone V        | -           | -         | -         | 10          | -         | -        | -         | -        | -        | -          | -        | -        | 10          | 0.2%  |
| Chile National Anti-Doping Commission                  | -           | -         | -         | 10          | -         | -        | -         | -        | -        | -          | -        | -        | 10          | 0.2%  |
| Egyptian Rowing and Canoe Federation                   | 10          | -         | -         | -           | -         | -        | -         | -        | -        | -          | -        | -        | 10          | 0.2%  |
| Spain National Anti-Doping Agency                      | 9           | -         | -         | 1           | -         | -        | -         | -        | -        | -          | -        | -        | 10          | 0.2%  |
| West Asia RADO   | -           | -         | -         | 10          | -         | -        | -         | -        | -        | -          | -        | -        | 10          | 0.2%  |
| Myanmar National Anti-Doping Organization              | -           | -         | -         | 8           | -         | -        | -         | -        | -        | -          | -        | -        | 8           | 0.2%  |
| Organisation Deportiva Bolivariana                     | 8           | -         | -         | -           | -         | -        | -         | -        | -        | -          | -        | -        | 8           | 0.2%  |
| NADO Algérienne  | -           | -         | -         | 7           | -         | -        | -         | -        | -        | -          | -        | -        | 7           | 0.2%  |
| Asociación de Remo del Cantábrico                      | 3           | -         | -         | 4           | -         | -        | -         | -        | -        | -          | -        | -        | 7           | 0.2%  |
| International Committee of Mediterranean Games         | 7           | -         | -         | -           | -         | -        | -         | -        | -        | -          | -        | -        | 7           | 0.2%  |
| French Community of Belgium NADO                       | 6           | -         | -         | -           | -         | -        | -         | -        | -        | -          | -        | -        | 6           | 0.1%  |
| Estonian Anti-Doping Agency                            | 2           | -         | -         | 4           | -         | -        | -         | -        | -        | -          | -        | -        | 6           | 0.1%  |
| Anti-Doping Commission of Malta                        | 6           | -         | -         | -           | -         | -        | -         | -        | -        | -          | -        | -        | 6           | 0.1%  |
| Slovenian Antidoping Organization                      | -           | -         | -         | 5           | -         | -        | -         | -        | -        | -          | -        | -        | 5           | 0.1%  |
| Turkish NOC Anti-Doping Commission                     | 5           | -         | -         | -           | -         | -        | -         | -        | -        | -          | -        | -        | 5           | 0.1%  |
| Belarus National Anti-Doping Agency                    | 1           | -         | 1         | 3           | -         | 1        | -         | -        | -        | -          | -        | -        | 4           | 0.1%  |
| Anti-Doping Agency of Malaysia                         | -           | -         | -         | 3           | -         | -        | -         | -        | -        | -          | -        | -        | 3           | 0.1%  |
| Kazakhstan National Anti-Doping Centre                 | -           | -         | -         | 3           | -         | -        | -         | -        | -        | -          | -        | -        | 3           | 0.1%  |
| Anti-Doping department of State Sports Medicine Centre | -           | -         | -         | 3           | -         | -        | -         | -        | -        | -          | -        | -        | 3           | 0.1%  |
| Central Asia RADO                                      | -           | -         | -         | 3           | -         | -        | -         | -        | -        | -          | -        | -        | 3           | 0.1%  |
| University Sport Board of Thailand                     | 3           | -         | -         | -           | -         | -        | -         | -        | -        | -          | -        | -        | 3           | 0.1%  |
| 2013 WMG Organizing Committee                          | 3           | -         | -         | -           | -         | -        | -         | -        | -        | -          | -        | -        | 3           | 0.1%  |
| Anti-Doping Singapore                                  | -           | -         | -         | 2           | -         | -        | -         | -        | -        | -          | -        | -        | 2           | 0.05% |
| International University Sport Federation              | -           | -         | -         | -           | -         | -        | 2         | -        | -        | -          | -        | -        | 2           | 0.05% |
| Lithuanian Anti-Doping Agency                          | -           | -         | -         | 1           | -         | -        | -         | -        | -        | 1          | -        | -        | 2           | 0.05% |
| South American Sports Organization                     | 2           | -         | -         | -           | -         | -        | -         | -        | -        | -          | -        | -        | 2           | 0.05% |
| Eastern Europe RADO                                    | -           | -         | -         | 1           | -         | 1        | -         | -        | -        | -          | -        | -        | 1           | 0.02% |
| Guatemala NADO   | 1           | -         | -         | -           | -         | -        | -         | -        | -        | -          | -        | -        | 1           | 0.02% |
| International Racquetball Federation                   | -           | -         | -         | 1           | -         | -        | -         | -        | -        | -          | -        | -        | 1           | 0.02% |
| <b>Total</b>   | <b>1538</b> | <b>14</b> | <b>14</b> | <b>2660</b> | <b>22</b> | <b>3</b> | <b>31</b> | <b>-</b> | <b>-</b> | <b>114</b> | <b>-</b> | <b>-</b> | <b>4343</b> |       |



**2013 Anti-Doping Testing Figures**  
*Samples Analyzed and Reported by Accredited Laboratories in ADAMS*

**Table 40: Olympic Sport - Rugby**

| Testing Authority (TA)                           | Urine |     |     |      |     |     | Blood |     |     |     |     |     | Total   |       |
|--|-------|-----|-----|------|-----|-----|-------|-----|-----|-----|-----|-----|---------|-------|
|  | IC    | ATF | AAF | IC   | ATF | AAF | IC    | ATF | AAF | IC  | ATF | AAF | Samples | %     |
| International Rugby Board                        | 578   | 3   | 3   | 1047 | 20  | 3   | 6     | -   | -   | 26  | -   | -   | 1657    | 27%   |
| UK Anti-Doping                                   | 142   | -   | 2   | 465  | -   | 5   | 53    | -   | -   | 182 | -   | -   | 842     | 14%   |
| South African Institute for Drug-Free Sport      | 424   | -   | 13  | 161  | -   | 3   | -     | -   | -   | 5   | -   | -   | 590     | 9.6%  |
| Federation Francaise de Rugby                    | 297   | -   | 11  | 187  | -   | 1   | 28    | -   | -   | 17  | -   | -   | 529     | 8.6%  |
| Japan Anti-Doping Agency                         | 135   | 1   | 1   | 212  | -   | -   | -     | -   | -   | -   | -   | -   | 347     | 5.7%  |
| Australian Sports Anti-Doping Authority          | 65    | -   | -   | 132  | -   | -   | -     | -   | -   | -   | -   | -   | 197     | 3.2%  |
| Drug Free Sport New Zealand                      | 66    | -   | 2   | 106  | -   | -   | -     | -   | -   | -   | -   | -   | 172     | 2.8%  |
| Romanian National Anti-Doping Agency             | 96    | 3   | 1   | 50   | 2   | -   | -     | -   | -   | 15  | -   | -   | 161     | 2.6%  |
| Comitato Olimpico Nazionale Italiano             | 69    | -   | -   | 76   | 2   | -   | -     | -   | -   | 8   | -   | -   | 153     | 2.5%  |
| Rugby Football Union                             | -     | -   | -   | 116  | 3   | 1   | -     | -   | -   | -   | -   | -   | 116     | 1.9%  |
| Russian National Anti-Doping Organization        | -     | -   | -   | 80   | -   | -   | 34    | -   | -   | -   | -   | -   | 114     | 1.9%  |
| Poland Commission against Doping in Sports       | 58    | -   | 7   | 52   | -   | 1   | -     | -   | -   | -   | -   | -   | 110     | 1.8%  |
| Six Nations Rugby Limited                        | 99    | 1   | -   | -    | -   | -   | -     | -   | -   | -   | -   | -   | 99      | 1.6%  |
| Irish Sports Council                             | 21    | 1   | 1   | 71   | -   | 1   | -     | -   | -   | -   | -   | -   | 92      | 1.5%  |
| European Rugby Cup                               | 90    | 1   | 2   | -    | -   | -   | -     | -   | -   | -   | -   | -   | 90      | 1.5%  |
| Canadian Centre for Ethics in Sport              | 27    | -   | -   | 52   | -   | -   | -     | -   | -   | -   | -   | -   | 79      | 1.3%  |
| German National Anti-Doping Agency               | -     | -   | -   | 71   | -   | -   | -     | -   | -   | -   | -   | -   | 71      | 1.2%  |
| Sports Authority of Thailand                     | 34    | -   | 1   | 36   | -   | -   | -     | -   | -   | -   | -   | -   | 70      | 1.1%  |
| Swedish Sports Confederation Anti-Doping Group   | 35    | 1   | 3   | 29   | 1   | 1   | -     | -   | -   | -   | -   | -   | 64      | 1.0%  |
| Spain National Anti-Doping Agency                | 48    | -   | 3   | 6    | -   | -   | -     | -   | -   | -   | -   | -   | 54      | 0.9%  |
| Spanish Rugby Federation                         | 36    | -   | 1   | 10   | -   | -   | -     | -   | -   | -   | -   | -   | 46      | 0.8%  |
| Kazakhstan National Anti-Doping Centre           | -     | -   | -   | 46   | 2   | -   | -     | -   | -   | -   | -   | -   | 46      | 0.8%  |
| Anti Doping Authority the Netherlands            | 30    | 1   | 3   | 15   | -   | -   | -     | -   | -   | -   | -   | -   | 45      | 0.7%  |
| Anti Doping Denmark                              | 16    | 1   | -   | 25   | 3   | -   | -     | -   | -   | -   | -   | -   | 41      | 0.7%  |
| Oceania Regional Anti-Doping Organization        | 16    | -   | -   | 20   | -   | -   | -     | -   | -   | -   | -   | -   | 36      | 0.6%  |
| Antidoping Switzerland                           | 12    | -   | 1   | 15   | -   | -   | -     | -   | -   | 4   | -   | -   | 31      | 0.5%  |
| United States Anti-Doping Agency                 | -     | -   | -   | 28   | 1   | -   | -     | -   | -   | -   | -   | -   | 28      | 0.5%  |
| Czech Anti-Doping Committee                      | 16    | -   | 1   | 8    | -   | -   | -     | -   | -   | -   | -   | -   | 24      | 0.4%  |
| Italian Ministry of Health Department            | 24    | -   | 2   | -    | -   | -   | -     | -   | -   | -   | -   | -   | 24      | 0.4%  |
| Sri Lanka Anti Doping Agency                     | 24    | -   | 2   | -    | -   | -   | -     | -   | -   | -   | -   | -   | 24      | 0.4%  |
| Union Argentina de Rugby                         | 20    | -   | -   | -    | -   | -   | -     | -   | -   | -   | -   | -   | 20      | 0.3%  |
| Autoridade Antidopagem de Portugal               | 8     | -   | 1   | 8    | 1   | -   | -     | -   | -   | -   | -   | -   | 16      | 0.3%  |
| Anti-Doping Norway                               | 14    | 1   | -   | -    | -   | -   | -     | -   | -   | -   | -   | -   | 14      | 0.2%  |
| Chile National Anti-Doping Commission            | -     | -   | -   | 12   | -   | -   | -     | -   | -   | -   | -   | -   | 12      | 0.2%  |
| International World Games Association            | 10    | -   | -   | -    | -   | -   | 2     | -   | -   | -   | -   | -   | 12      | 0.2%  |
| Africa Zone VI                                   | -     | -   | -   | 10   | -   | -   | -     | -   | -   | -   | -   | -   | 10      | 0.2%  |
| Croatian Institute for Toxicology and Antidoping | -     | -   | -   | 10   | -   | -   | -     | -   | -   | -   | -   | -   | 10      | 0.2%  |
| Philippine Sports Commission                     | 10    | -   | -   | -    | -   | -   | -     | -   | -   | -   | -   | -   | 10      | 0.2%  |
| Georgian Anti-Doping Agency                      | 8     | -   | -   | -    | -   | -   | -     | -   | -   | -   | -   | -   | 8       | 0.1%  |
| Magyar Antidopping Csoport - HUNADO              | 8     | -   | -   | -    | -   | -   | -     | -   | -   | -   | -   | -   | 8       | 0.1%  |
| Korean Anti-Doping Agency                        | 7     | -   | -   | -    | -   | -   | -     | -   | -   | -   | -   | -   | 7       | 0.1%  |
| French Community of Belgium NADO                 | 6     | -   | -   | -    | -   | -   | -     | -   | -   | -   | -   | -   | 6       | 0.1%  |
| Chinese Anti-Doping Agency                       | 6     | -   | -   | -    | -   | -   | -     | -   | -   | -   | -   | -   | 6       | 0.1%  |
| Deutscher Rugby-Verband                          | 6     | -   | 1   | -    | -   | -   | -     | -   | -   | -   | -   | -   | 6       | 0.1%  |
| Anti-Doping Agency of Malaysia                   | -     | -   | -   | 5    | -   | -   | -     | -   | -   | -   | -   | -   | 5       | 0.1%  |
| Israeli NADO                                     | 4     | -   | -   | -    | -   | -   | -     | -   | -   | -   | -   | -   | 4       | 0.1%  |
| Anti-Doping Uruguay                              | 4     | -   | -   | -    | -   | -   | -     | -   | -   | -   | -   | -   | 4       | 0.1%  |
| Chinese Taipei Anti-Doping Agency                | -     | -   | -   | 3    | -   | -   | -     | -   | -   | -   | -   | -   | 3       | 0.05% |
| University Sport Board of Thailand               | 3     | -   | -   | -    | -   | -   | -     | -   | -   | -   | -   | -   | 3       | 0.05% |
| Venezuela NADO                                   | 3     | -   | -   | -    | -   | -   | -     | -   | -   | -   | -   | -   | 3       | 0.05% |
| Andorra National Anti-Doping Commission          | -     | -   | -   | 2    | -   | -   | -     | -   | -   | -   | -   | -   | 2       | 0.03% |
| Kazakstan Rugby Union                            | -     | -   | -   | 2    | -   | -   | -     | -   | -   | -   | -   | -   | 2       | 0.03% |
| Hong Kong Anti-Doping Committee                  | -     | -   | -   | 1    | -   | -   | -     | -   | -   | -   | -   | -   | 1       | 0.02% |
| National Anti Doping Agency -India               | -     | -   | -   | 1    | -   | -   | -     | -   | -   | -   | -   | -   | 1       | 0.02% |
| Anti-Doping Commission of Malta                  | -     | -   | -   | 1    | -   | -   | -     | -   | -   | -   | -   | -   | 1       | 0.02% |
|  | 2575  | 14  | 62  | 3171 | 35  | 16  | 123   | -   | -   | 257 | -   | -   | 6126    |       |

**Table 41: Olympic Sport - Sailing**

| Testing Authority (TA)                           | Urine      |          |          |            |          |          | Blood    |          |          |          |          |          | Total      |      |
|--|------------|----------|----------|------------|----------|----------|----------|----------|----------|----------|----------|----------|------------|------|
|  | IC         | ATF      | AAF      | IC         | ATF      | AAF      | IC       | ATF      | AAF      | IC       | ATF      | AAF      | Samples    | %    |
| International Sailing Federation                 | 38         | -        | 1        | 40         | -        | -        | -        | -        | -        | 1        | -        | -        | 79         | 13%  |
| Chinese Anti-Doping Agency                       | 55         | -        | 1        | 14         | -        | -        | -        | -        | -        | -        | -        | -        | 69         | 11%  |
| Royal Spanish Sailing Federation                 | 9          | -        | -        | 32         | -        | -        | -        | -        | -        | -        | -        | -        | 41         | 6.5% |
| Japan Anti-Doping Agency                         | 39         | -        | -        | -          | -        | -        | -        | -        | -        | -        | -        | -        | 39         | 6.2% |
| Russian National Anti-Doping Organization        | 30         | -        | -        | 9          | -        | -        | -        | -        | -        | -        | -        | -        | 39         | 6.2% |
| Fédération française de voile                    | 36         | -        | 1        | -          | -        | -        | -        | -        | -        | -        | -        | -        | 36         | 5.7% |
| Autoridade Antidopagem de Portugal               | 23         | -        | -        | 8          | -        | -        | -        | -        | -        | -        | -        | -        | 31         | 4.9% |
| Anti Doping Authority the Netherlands            | 14         | -        | 1        | 9          | -        | -        | -        | -        | -        | -        | -        | -        | 23         | 3.6% |
| Croatian Institute for Toxicology and Antidoping | 5          | 1        | -        | 17         | -        | -        | -        | -        | -        | -        | -        | -        | 22         | 3.5% |
| Sports Authority of Thailand                     | -          | -        | -        | 22         | -        | -        | -        | -        | -        | -        | -        | -        | 22         | 3.5% |
| German National Anti-Doping Agency               | -          | -        | -        | 18         | -        | -        | -        | -        | -        | -        | -        | -        | 18         | 2.9% |
| Comitato Olimpico Nazionale Italiano             | 17         | -        | -        | -          | -        | -        | -        | -        | -        | -        | -        | -        | 17         | 2.7% |
| Anti-Doping Singapore                            | -          | -        | -        | 16         | -        | -        | -        | -        | -        | -        | -        | -        | 16         | 2.5% |
| Finnish Anti-Doping Agency                       | 8          | -        | -        | 7          | -        | -        | -        | -        | -        | -        | -        | -        | 15         | 2.4% |
| Swedish Sports Confederation Anti-Doping Group   | 11         | -        | -        | 4          | 1        | -        | -        | -        | -        | -        | -        | -        | 15         | 2.4% |
| United States Anti-Doping Agency                 | -          | -        | -        | 13         | -        | -        | -        | -        | -        | -        | -        | -        | 13         | 2.1% |
| Antidoping Switzerland                           | 8          | -        | -        | 3          | -        | -        | -        | -        | -        | -        | -        | -        | 11         | 1.7% |
| Anti-Doping Agency of Malaysia                   | -          | -        | -        | 10         | -        | -        | -        | -        | -        | -        | -        | -        | 10         | 1.6% |
| Korean Anti-Doping Agency                        | 3          | -        | -        | 7          | -        | -        | -        | -        | -        | -        | -        | -        | 10         | 1.6% |
| Anti Doping Denmark                              | 6          | -        | -        | 3          | -        | -        | -        | -        | -        | -        | -        | -        | 9          | 1.4% |
| Drug Free Sport New Zealand                      | 6          | -        | 1        | 2          | -        | -        | -        | -        | -        | -        | -        | -        | 8          | 1.3% |
| Israeli NADO                                     | -          | -        | -        | 8          | -        | -        | -        | -        | -        | -        | -        | -        | 8          | 1.3% |
| Egypt National Anti-doping Organization          | 7          | -        | -        | -          | -        | -        | -        | -        | -        | -        | -        | -        | 7          | 1.1% |
| Anti-Doping Norway                               | 6          | 1        | -        | -          | -        | -        | -        | -        | -        | -        | -        | -        | 6          | 1.0% |
| Deutscher Segler-Verband                         | 6          | -        | -        | -          | -        | -        | -        | -        | -        | -        | -        | -        | 6          | 1.0% |
| Qatar National Antidoping Committee              | -          | -        | -        | 6          | -        | -        | -        | -        | -        | -        | -        | -        | 6          | 1.0% |
| Czech Anti-Doping Committee                      | 5          | -        | -        | -          | -        | -        | -        | -        | -        | -        | -        | -        | 5          | 0.8% |
| Caribbean Regional Anti-Doping Organization      | 1          | -        | -        | 4          | -        | -        | -        | -        | -        | -        | -        | -        | 5          | 0.8% |
| Oceania Regional Anti-Doping Organization        | 4          | -        | -        | 1          | -        | -        | -        | -        | -        | -        | -        | -        | 5          | 0.8% |
| Poland Commission against Doping in Sports       | 5          | -        | -        | -          | -        | -        | -        | -        | -        | -        | -        | -        | 5          | 0.8% |
| Italian Ministry of Health Department            | 4          | -        | -        | -          | -        | -        | -        | -        | -        | -        | -        | -        | 4          | 0.6% |
| National Anti-Doping Agency Austria GmbH         | -          | -        | -        | 4          | -        | -        | -        | -        | -        | -        | -        | -        | 4          | 0.6% |
| Organisation Deportiva Bolivariana               | 4          | -        | -        | -          | -        | -        | -        | -        | -        | -        | -        | -        | 4          | 0.6% |
| South American Sports Organization               | 4          | -        | -        | -          | -        | -        | -        | -        | -        | -        | -        | -        | 4          | 0.6% |
| NADO Flanders                                    | -          | -        | -        | 3          | -        | -        | -        | -        | -        | -        | -        | -        | 3          | 0.5% |
| Canadian Centre for Ethics in Sport              | 2          | -        | -        | -          | -        | -        | -        | -        | -        | -        | -        | -        | 2          | 0.3% |
| Comité Monegasque Antidopage                     | -          | -        | -        | 2          | -        | -        | -        | -        | -        | -        | -        | -        | 2          | 0.3% |
| Cuba National Anti-Doping Agency                 | -          | -        | -        | 2          | -        | -        | -        | -        | -        | -        | -        | -        | 2          | 0.3% |
| Estonian Anti-Doping Agency                      | -          | -        | -        | 2          | -        | -        | -        | -        | -        | -        | -        | -        | 2          | 0.3% |
| Hellenic National Council for Combatting Doping  | -          | -        | -        | 2          | -        | -        | -        | -        | -        | -        | -        | -        | 2          | 0.3% |
| International Committee of Mediterranean Games   | 2          | -        | -        | -          | -        | -        | -        | -        | -        | -        | -        | -        | 2          | 0.3% |
| Anti-Doping Uruguay                              | -          | -        | -        | 2          | -        | -        | -        | -        | -        | -        | -        | -        | 2          | 0.3% |
| Hong Kong Anti-Doping Committee                  | -          | -        | -        | 1          | -        | -        | -        | -        | -        | -        | -        | -        | 1          | 0.2% |
| Anti-Doping Commission of Malta                  | -          | -        | -        | 1          | -        | -        | -        | -        | -        | -        | -        | -        | 1          | 0.2% |
|  | <b>358</b> | <b>2</b> | <b>5</b> | <b>272</b> | <b>1</b> | <b>-</b> | <b>-</b> | <b>-</b> | <b>-</b> | <b>1</b> | <b>-</b> | <b>-</b> | <b>631</b> |      |

**2013 Anti-Doping Testing Figures**  
*Samples Analyzed and Reported by Accredited Laboratories in ADAMS*

**Table 42: Olympic Sport - Shooting Sport**

| Testing Authority (TA)                                   | Urine         |          |           |               |          |          | Blood         |          |          |               |          |          | Total       |       |
|--|---------------|----------|-----------|---------------|----------|----------|---------------|----------|----------|---------------|----------|----------|-------------|-------|
|  | IC<br>Samples | ATF      | AAF       | IC<br>Samples | ATF      | AAF      | IC<br>Samples | ATF      | AAF      | IC<br>Samples | ATF      | AAF      | Samples     | %     |
| International Shooting Sport Federation                  | 437           | -        | 2         | 23            | -        | -        | -             | -        | -        | -             | -        | -        | 460         | 20%   |
| Russian National Anti-Doping Organization                | 377           | 2        | 5         | 41            | 1        | -        | -             | -        | -        | -             | -        | -        | 418         | 18%   |
| Chinese Anti-Doping Agency                               | 135           | -        | 2         | 157           | -        | -        | -             | -        | -        | -             | -        | -        | 292         | 12%   |
| Deutscher Schützenbund                                   | 142           | -        | 1         | -             | -        | -        | -             | -        | -        | -             | -        | -        | 142         | 6.0%  |
| Kazakhstan National Anti-Doping Centre                   | 89            | -        | -         | 13            | -        | -        | -             | -        | -        | -             | -        | -        | 102         | 4.3%  |
| National Anti Doping Agency -India                       | 39            | -        | -         | 47            | -        | -        | -             | -        | -        | -             | -        | -        | 86          | 3.7%  |
| Korean Anti-Doping Agency                                | 21            | -        | 1         | 63            | -        | -        | -             | -        | -        | -             | -        | -        | 84          | 3.6%  |
| United States Anti-Doping Agency                         | 40            | -        | -         | 34            | -        | -        | -             | -        | -        | -             | -        | -        | 74          | 3.1%  |
| Romanian National Anti-Doping Agency                     | 56            | -        | -         | 3             | -        | -        | -             | -        | -        | -             | -        | -        | 59          | 2.5%  |
| Japan Anti-Doping Agency                                 | 29            | -        | -         | 29            | -        | -        | -             | -        | -        | -             | -        | -        | 58          | 2.5%  |
| Sports Authority of Thailand                             | 24            | -        | -         | 25            | -        | -        | -             | -        | -        | -             | -        | -        | 49          | 2.1%  |
| Australian Sports Anti-Doping Authority                  | 43            | -        | 1         | 5             | -        | -        | -             | -        | -        | -             | -        | -        | 48          | 2.0%  |
| Qatar National Antidoping Committee                      | 14            | -        | -         | 34            | -        | 1        | -             | -        | -        | -             | -        | -        | 48          | 2.0%  |
| Guatemala NADO   | 35            | -        | -         | -             | -        | -        | -             | -        | -        | -             | -        | -        | 35          | 1.5%  |
| Autoridade Antidopagem de Portugal                       | 30            | -        | -         | 2             | 1        | -        | -             | -        | -        | -             | -        | -        | 32          | 1.4%  |
| Real Federación Española de Tiro Olímpico                | 20            | -        | -         | 8             | -        | -        | -             | -        | -        | -             | -        | -        | 28          | 1.2%  |
| Comitato Olimpico Nazionale Italiano                     | 27            | -        | -         | -             | -        | -        | -             | -        | -        | -             | -        | -        | 27          | 1.1%  |
| Cuba National Anti-Doping Agency                         | -             | -        | -         | 25            | -        | -        | -             | -        | -        | -             | -        | -        | 25          | 1.1%  |
| Cyprus Anti-Doping Authority                             | 18            | -        | -         | -             | -        | -        | -             | -        | -        | -             | -        | -        | 18          | 0.8%  |
| Fédération française de tir                              | 17            | -        | 2         | -             | -        | -        | -             | -        | -        | -             | -        | -        | 17          | 0.7%  |
| Anti Doping Authority the Netherlands                    | 16            | -        | 1         | -             | -        | -        | -             | -        | -        | -             | -        | -        | 16          | 0.7%  |
| Anti-Doping Norway                                       | 15            | -        | -         | -             | -        | -        | -             | -        | -        | -             | -        | -        | 15          | 0.6%  |
| Czech Anti-Doping Committee                              | 14            | 1        | 1         | -             | -        | -        | -             | -        | -        | -             | -        | -        | 14          | 0.6%  |
| European Shooting Confederation                          | 14            | 1        | -         | -             | -        | -        | -             | -        | -        | -             | -        | -        | 14          | 0.6%  |
| Croatian Institute for Toxicology and Antidoping         | -             | -        | -         | 13            | -        | -        | -             | -        | -        | -             | -        | -        | 13          | 0.6%  |
| Magyar Antidopping Csoport - HUNADO                      | -             | -        | -         | 12            | -        | -        | -             | -        | -        | -             | -        | -        | 12          | 0.5%  |
| South African Institute for Drug-Free Sport              | 12            | -        | -         | -             | -        | -        | -             | -        | -        | -             | -        | -        | 12          | 0.5%  |
| Finnish Anti-Doping Agency                               | 11            | -        | -         | -             | -        | -        | -             | -        | -        | -             | -        | -        | 11          | 0.5%  |
| Olympic Council of Asia                                  | 11            | -        | -         | -             | -        | -        | -             | -        | -        | -             | -        | -        | 11          | 0.5%  |
| East Asian Games Association                             | 9             | -        | -         | -             | -        | -        | -             | -        | -        | -             | -        | -        | 9           | 0.4%  |
| South East Asian Games Federation                        | 9             | -        | -         | -             | -        | -        | -             | -        | -        | -             | -        | -        | 9           | 0.4%  |
| Anti-Doping Agency of Malaysia                           | -             | -        | -         | 8             | -        | -        | -             | -        | -        | -             | -        | -        | 8           | 0.3%  |
| Kuwait Anti-Doping Committee                             | 8             | -        | -         | -             | -        | -        | -             | -        | -        | -             | -        | -        | 8           | 0.3%  |
| Anti-Doping Commission of Malta                          | 6             | -        | -         | 2             | -        | -        | -             | -        | -        | -             | -        | -        | 8           | 0.3%  |
| Poland Commission against Doping in Sports               | 8             | -        | -         | -             | -        | -        | -             | -        | -        | -             | -        | -        | 8           | 0.3%  |
| Swedish Sports Confederation Anti-Doping Group           | 4             | -        | -         | 4             | -        | -        | -             | -        | -        | -             | -        | -        | 8           | 0.3%  |
| Venezuela NADO   | 8             | -        | -         | -             | -        | -        | -             | -        | -        | -             | -        | -        | 8           | 0.3%  |
| Anti-Doping Centre Bulgaria                              | 6             | -        | -         | 1             | -        | -        | -             | -        | -        | -             | -        | -        | 7           | 0.3%  |
| German National Anti-Doping Agency                       | -             | -        | -         | 6             | -        | -        | -             | -        | -        | -             | -        | -        | 6           | 0.3%  |
| Chinese Taipei Anti-Doping Agency                        | -             | -        | -         | 5             | -        | -        | -             | -        | -        | -             | -        | -        | 5           | 0.2%  |
| International Committee of Mediterranean Games           | 5             | -        | -         | -             | -        | -        | -             | -        | -        | -             | -        | -        | 5           | 0.2%  |
| Anti Doping Denmark                                      | -             | -        | -         | 4             | -        | -        | -             | -        | -        | -             | -        | -        | 4           | 0.2%  |
| Brazilian Paralympic Committee                           | 4             | -        | -         | -             | -        | -        | -             | -        | -        | -             | -        | -        | 4           | 0.2%  |
| Georgian Anti-Doping Agency                              | 4             | -        | -         | -             | -        | -        | -             | -        | -        | -             | -        | -        | 4           | 0.2%  |
| Caribbean Regional Anti-Doping Organization              | -             | -        | -         | 3             | -        | -        | -             | -        | -        | -             | -        | -        | 3           | 0.1%  |
| Israeli NADO   | -             | -        | -         | 3             | -        | -        | -             | -        | -        | -             | -        | -        | 3           | 0.1%  |
| Comitato Permanente Antidoping                           | -             | -        | -         | 3             | -        | -        | -             | -        | -        | -             | -        | -        | 3           | 0.1%  |
| Luxembourg NADO  | 2             | -        | -         | -             | -        | -        | -             | -        | -        | -             | -        | -        | 2           | 0.1%  |
| French Community of Belgium NADO                         | -             | -        | -         | 2             | -        | -        | -             | -        | -        | -             | -        | -        | 2           | 0.1%  |
| Agency for Anti-Doping Control of Bosnia and Herzegovina | -             | -        | -         | 2             | -        | -        | -             | -        | -        | -             | -        | -        | 2           | 0.1%  |
| Canadian Centre for Ethics in Sport                      | 2             | -        | -         | -             | -        | -        | -             | -        | -        | -             | -        | -        | 2           | 0.1%  |
| Spain National Anti-Doping Agency                        | -             | -        | -         | 2             | -        | -        | -             | -        | -        | -             | -        | -        | 2           | 0.1%  |
| Gulf States and Yemen RADO                               | 2             | -        | -         | -             | -        | -        | -             | -        | -        | -             | -        | -        | 2           | 0.1%  |
| South East Asia RADO                                     | -             | -        | -         | 2             | -        | -        | -             | -        | -        | -             | -        | -        | 2           | 0.1%  |
| University Sport Board of Thailand                       | 2             | -        | -         | -             | -        | -        | -             | -        | -        | -             | -        | -        | 2           | 0.09% |
| Hellenic National Council for Combatting Doping          | -             | -        | -         | 1             | -        | -        | -             | -        | -        | -             | -        | -        | 1           | 0.04% |
| Hong Kong Anti-Doping Committee                          | -             | -        | -         | 1             | -        | -        | -             | -        | -        | -             | -        | -        | 1           | 0.04% |
| National Anti-Doping Agency Austria GmbH                 | -             | -        | -         | 1             | -        | -        | -             | -        | -        | -             | -        | -        | 1           | 0.04% |
| 2013 WMG Organizing Committee                            | 1             | -        | 1         | -             | -        | -        | -             | -        | -        | -             | -        | -        | 1           | 0.04% |
| <b>Total</b>   | <b>1766</b>   | <b>4</b> | <b>17</b> | <b>584</b>    | <b>2</b> | <b>1</b> | <b>-</b>      | <b>-</b> | <b>-</b> | <b>-</b>      | <b>-</b> | <b>-</b> | <b>2350</b> |       |

**Table 43: Olympic Sport - Skating**

| Testing Authority (TA)                                   | Urine         |           |          |               |           |          | Blood         |          |          |               |          |          | Total       |       |
|--|---------------|-----------|----------|---------------|-----------|----------|---------------|----------|----------|---------------|----------|----------|-------------|-------|
|  | IC<br>Samples | ATF       | AAF      | IC<br>Samples | ATF       | AAF      | IC<br>Samples | ATF      | AAF      | IC<br>Samples | ATF      | AAF      | Samples     | %     |
| International Skating Union                              | 772           | 12        | 2        | 193           | 1         | -        | 31            | -        | -        | 21            | -        | -        | 1017        | 22%   |
| Russian National Anti-Doping Organization                | 380           | 11        | 1        | 353           | 13        | -        | -             | -        | -        | 15            | -        | -        | 748         | 16%   |
| German National Anti-Doping Agency                       | 16            | -         | -        | 327           | 1         | -        | -             | -        | -        | 22            | -        | -        | 365         | 7.8%  |
| Japan Anti-Doping Agency                                 | 70            | -         | -        | 236           | -         | 1        | -             | -        | -        | 6             | -        | -        | 312         | 6.7%  |
| Chinese Anti-Doping Agency                               | 135           | -         | -        | 146           | -         | 2        | -             | -        | -        | -             | -        | -        | 281         | 6.0%  |
| United States Anti-Doping Agency                         | 70            | -         | 1        | 203           | 1         | -        | -             | -        | -        | 7             | -        | -        | 280         | 6.0%  |
| Canadian Centre for Ethics in Sport                      | 164           | -         | -        | 46            | -         | -        | -             | -        | -        | 27            | -        | -        | 237         | 5.1%  |
| Korean Anti-Doping Agency                                | 56            | -         | -        | 113           | -         | -        | -             | -        | -        | -             | -        | -        | 169         | 3.6%  |
| Anti Doping Authority the Netherlands                    | 82            | 3         | -        | 67            | 1         | -        | -             | -        | -        | -             | -        | -        | 149         | 3.2%  |
| Colombian NADO   | 100           | -         | -        | 12            | -         | -        | 6             | -        | -        | -             | -        | -        | 118         | 2.5%  |
| Poland Commission against Doping in Sports               | 42            | -         | -        | 76            | 1         | -        | -             | -        | -        | -             | -        | -        | 118         | 2.5%  |
| Comitato Olimpico Nazionale Italiano                     | 39            | 1         | -        | 33            | -         | -        | -             | -        | -        | 7             | -        | -        | 79          | 1.7%  |
| Finnish Anti-Doping Agency                               | 33            | 1         | -        | 33            | -         | -        | -             | -        | -        | 1             | -        | -        | 67          | 1.4%  |
| Belarus National Anti-Doping Agency                      | 50            | -         | -        | 4             | -         | -        | -             | -        | -        | -             | -        | -        | 54          | 1.2%  |
| UK Anti-Doping   | 15            | -         | -        | 24            | -         | -        | 3             | -        | -        | 12            | -        | -        | 54          | 1.2%  |
| Kazakhstan National Anti-Doping Centre                   | 19            | -         | -        | 34            | -         | -        | -             | -        | -        | -             | -        | -        | 53          | 1.1%  |
| Australian Sports Anti-Doping Authority                  | 15            | -         | -        | 31            | -         | -        | -             | -        | -        | 4             | -        | -        | 50          | 1.1%  |
| Magyar Antidopping Csoport - HUNADO                      | 6             | -         | -        | 30            | -         | -        | -             | -        | -        | 7             | -        | -        | 43          | 0.9%  |
| Swedish Sports Confederation Anti-Doping Group           | 25            | 1         | 1        | 18            | 4         | -        | -             | -        | -        | -             | -        | -        | 43          | 0.9%  |
| World Anti-Doping Agency                                 | -             | -         | -        | 33            | -         | -        | -             | -        | -        | 10            | -        | -        | 43          | 0.9%  |
| International World Games Association                    | 38            | -         | -        | -             | -         | -        | 3             | -        | -        | -             | -        | -        | 41          | 0.9%  |
| Romanian National Anti-Doping Agency                     | 24            | -         | -        | 12            | 1         | -        | -             | -        | -        | -             | -        | -        | 36          | 0.8%  |
| Chile National Anti-Doping Commission                    | 34            | -         | -        | -             | -         | -        | -             | -        | -        | -             | -        | -        | 34          | 0.7%  |
| Anti-Doping Norway                                       | 12            | -         | -        | 16            | -         | -        | -             | -        | -        | -             | -        | -        | 28          | 0.6%  |
| Deutsche Eislaufer-Union                                 | 26            | -         | -        | -             | -         | -        | -             | -        | -        | -             | -        | -        | 26          | 0.6%  |
| National Anti-Doping Agency Austria GmbH                 | 7             | -         | -        | 18            | -         | -        | -             | -        | -        | -             | -        | -        | 25          | 0.5%  |
| NADO Flanders  | 18            | -         | -        | 7             | -         | -        | -             | -        | -        | -             | -        | -        | 25          | 0.5%  |
| Italian Ministry of Health Department                    | 20            | -         | -        | -             | -         | -        | -             | -        | -        | -             | -        | -        | 20          | 0.4%  |
| Fédération française des sports de glace                 | 18            | -         | -        | 2             | -         | -        | -             | -        | -        | -             | -        | -        | 20          | 0.4%  |
| Czech Anti-Doping Committee                              | 9             | -         | -        | 7             | -         | -        | -             | -        | -        | -             | -        | -        | 16          | 0.3%  |
| Antidoping Switzerland                                   | 4             | -         | -        | 9             | -         | -        | -             | -        | -        | -             | -        | -        | 13          | 0.3%  |
| Organización Deportiva Centroamericana y Caribeña        | 12            | -         | -        | -             | -         | -        | -             | -        | -        | -             | -        | -        | 12          | 0.3%  |
| Venezuela NADO   | 10            | 1         | -        | 2             | -         | 1        | -             | -        | -        | -             | -        | -        | 12          | 0.3%  |
| Anti-Doping Centre Bulgaria                              | 6             | -         | -        | -             | -         | -        | -             | -        | -        | -             | -        | -        | 6           | 0.1%  |
| Conseil International des Sports Militaires              | 6             | -         | -        | -             | -         | -        | -             | -        | -        | -             | -        | -        | 6           | 0.1%  |
| Deutsche Eisschnelllauf Gemeinschaft                     | -             | -         | -        | 6             | -         | -        | -             | -        | -        | -             | -        | -        | 6           | 0.1%  |
| Spain National Anti-Doping Agency                        | 5             | -         | -        | -             | -         | -        | -             | -        | -        | -             | -        | -        | 5           | 0.1%  |
| Slovak Anti-Doping Agency                                | -             | -         | -        | 5             | -         | -        | -             | -        | -        | -             | -        | -        | 5           | 0.1%  |
| Anti-Doping Singapore                                    | -             | -         | -        | 4             | -         | -        | -             | -        | -        | -             | -        | -        | 4           | 0.1%  |
| Drug Free Sport New Zealand                              | 4             | -         | -        | -             | -         | -        | -             | -        | -        | -             | -        | -        | 4           | 0.1%  |
| Deutscher Rollsport und Inline-Verband                   | 4             | -         | -        | -             | -         | -        | -             | -        | -        | -             | -        | -        | 4           | 0.1%  |
| Israeli NADO   | -             | -         | -        | 4             | 1         | -        | -             | -        | -        | -             | -        | -        | 4           | 0.1%  |
| Croatian Institute for Toxicology and Antidoping         | -             | -         | -        | 3             | -         | -        | -             | -        | -        | -             | -        | -        | 3           | 0.1%  |
| Hong Kong Anti-Doping Committee                          | -             | -         | -        | 2             | -         | -        | -             | -        | -        | 1             | -        | -        | 3           | 0.1%  |
| South African Institute for Drug-Free Sport              | 3             | -         | -        | -             | -         | -        | -             | -        | -        | -             | -        | -        | 3           | 0.1%  |
| Anti Doping Denmark                                      | -             | -         | -        | 2             | -         | -        | -             | -        | -        | -             | -        | -        | 2           | 0.04% |
| Estonian Anti-Doping Agency                              | -             | -         | -        | 2             | -         | -        | -             | -        | -        | -             | -        | -        | 2           | 0.04% |
| Spanish Ice Sports Federation                            | -             | -         | -        | 2             | -         | -        | -             | -        | -        | -             | -        | -        | 2           | 0.04% |
| Anti-Doping department of State Sports Medicine Centre   | -             | -         | -        | 2             | -         | -        | -             | -        | -        | -             | -        | -        | 2           | 0.04% |
| Lithuanian Anti-Doping Agency                            | -             | -         | -        | 2             | -         | -        | -             | -        | -        | -             | -        | -        | 2           | 0.04% |
| Organisation Deportiva Bolivariana                       | 2             | -         | -        | -             | -         | -        | -             | -        | -        | -             | -        | -        | 2           | 0.04% |
| Agency for Anti-Doping Control of Bosnia and Herzegovina | -             | -         | -        | 1             | -         | -        | -             | -        | -        | -             | -        | -        | 1           | 0.02% |
| Cuba National Anti-Doping Agency                         | -             | -         | -        | 1             | -         | -        | -             | -        | -        | -             | -        | -        | 1           | 0.02% |
| <b>TOTAL</b>   | <b>2351</b>   | <b>30</b> | <b>5</b> | <b>2121</b>   | <b>24</b> | <b>4</b> | <b>43</b>     | <b>-</b> | <b>-</b> | <b>140</b>    | <b>-</b> | <b>-</b> | <b>4655</b> |       |

**2013 Anti-Doping Testing Figures**  
*Samples Analyzed and Reported by Accredited Laboratories in ADAMS*

**Table 44: Olympic Sport - Skiing**

| Testing Authority (TA)   | Urine |     |     |      |     |     | Blood |     |     |     |     |     | Total   |       |
|--|-------|-----|-----|------|-----|-----|-------|-----|-----|-----|-----|-----|---------|-------|
|  | IC    | ATF | AAF | IC   | ATF | AAF | IC    | ATF | AAF | IC  | ATF | AAF | Samples | %     |
| International Ski Federation                                   | 728   | 1   | 3   | 476  | 1   | -   | 16    | -   | -   | 87  | -   | -   | 1307    | 20%   |
| Russian National Anti-Doping Organization                      | 696   | 10  | 1   | 443  | 11  | -   | -     | -   | -   | -   | -   | -   | 1139    | 18%   |
| United States Anti-Doping Agency                               | 109   | 4   | -   | 499  | 8   | -   | -     | -   | -   | 5   | -   | -   | 613     | 10%   |
| German National Anti-Doping Agency                             | 46    | -   | -   | 416  | -   | -   | -     | -   | -   | 14  | -   | -   | 476     | 7%    |
| Canadian Centre for Ethics in Sport                            | 169   | -   | -   | 143  | -   | -   | -     | -   | -   | 24  | -   | -   | 336     | 5%    |
| Finnish Anti-Doping Agency                                     | 126   | 3   | 1   | 157  | 9   | -   | -     | -   | -   | 2   | -   | -   | 285     | 4%    |
| Swedish Sports Confederation Anti-Doping Group                 | 58    | -   | 7   | 161  | 4   | 1   | -     | -   | -   | 12  | -   | -   | 231     | 4%    |
| Japan Anti-Doping Agency                                       | 33    | -   | -   | 185  | -   | -   | -     | -   | -   | 5   | -   | -   | 223     | 3%    |
| National Anti-Doping Agency Austria GmbH                       | -     | -   | -   | 204  | 1   | -   | -     | -   | -   | -   | -   | -   | 204     | 3%    |
| Antidoping Switzerland   | 30    | -   | -   | 119  | -   | -   | -     | -   | -   | 20  | -   | -   | 169     | 3%    |
| Anti-Doping Norway   | 77    | 3   | -   | 83   | 6   | -   | -     | -   | -   | -   | -   | -   | 160     | 2%    |
| Comitato Olimpico Nazionale Italiano                           | 53    | 2   | 1   | 77   | 3   | -   | -     | -   | -   | 5   | -   | -   | 135     | 2%    |
| Chinese Anti-Doping Agency                                     | 36    | -   | -   | 93   | -   | -   | -     | -   | -   | -   | -   | -   | 129     | 2%    |
| Poland Commission against Doping in Sports                     | 48    | -   | 1   | 62   | -   | -   | -     | -   | -   | -   | -   | -   | 110     | 2%    |
| Fédération française de ski                                    | 79    | -   | -   | 24   | -   | -   | -     | -   | -   | 1   | -   | -   | 104     | 2%    |
| World Anti-Doping Agency                                       | -     | -   | -   | 52   | -   | -   | -     | -   | -   | 44  | -   | -   | 96      | 1%    |
| Romanian National Anti-Doping Agency                           | 42    | -   | -   | 50   | -   | -   | -     | -   | -   | -   | -   | -   | 92      | 1%    |
| Kazakhstan National Anti-Doping Centre                         | -     | -   | -   | 82   | -   | -   | -     | -   | -   | -   | -   | -   | 82      | 1%    |
| Czech Anti-Doping Committee                                    | 55    | -   | -   | 7    | -   | -   | -     | -   | -   | 1   | -   | -   | 63      | 1%    |
| Australian Sports Anti-Doping Authority                        | -     | -   | -   | 58   | -   | -   | -     | -   | -   | -   | -   | -   | 58      | 1%    |
| Italian Ministry of Health Department                          | 45    | -   | 1   | -    | -   | -   | -     | -   | -   | -   | -   | -   | 45      | 1%    |
| Korean Anti-Doping Agency                                      | 13    | -   | -   | 29   | -   | -   | -     | -   | -   | -   | -   | -   | 42      | 1%    |
| Slovenian Antidoping Organization                              | -     | -   | -   | 31   | -   | -   | -     | -   | -   | -   | -   | -   | 31      | 0.5%  |
| Ski Association of the Republic of Kazakhstan                  | -     | -   | -   | 29   | -   | -   | -     | -   | -   | -   | -   | -   | 29      | 0.5%  |
| Anti Doping Authority the Netherlands                          | -     | -   | -   | 23   | -   | -   | -     | -   | -   | -   | -   | -   | 23      | 0.4%  |
| UK Anti-Doping   | -     | -   | -   | 23   | -   | -   | -     | -   | -   | -   | -   | -   | 23      | 0.4%  |
| Belarus National Anti-Doping Agency                            | 5     | -   | 1   | 13   | 1   | -   | -     | -   | -   | -   | -   | -   | 18      | 0.3%  |
| Conseil International des Sports Militaires                    | 17    | -   | -   | -    | -   | -   | -     | -   | -   | -   | -   | -   | 17      | 0.3%  |
| Spanish Winter Sports Federation                               | 17    | -   | -   | -    | -   | -   | -     | -   | -   | -   | -   | -   | 17      | 0.3%  |
| International Paralympic Committee                             | 8     | -   | -   | -    | -   | -   | -     | -   | -   | 8   | -   | -   | 16      | 0.2%  |
| Magyar Antidopping Csoport - HUNADO                            | -     | -   | -   | 15   | -   | -   | -     | -   | -   | -   | -   | -   | 15      | 0.2%  |
| Estonian Anti-Doping Agency                                    | 2     | -   | -   | 12   | -   | -   | -     | -   | -   | -   | -   | -   | 14      | 0.2%  |
| Croatian Institute for Toxicology and Antidoping               | -     | -   | -   | 13   | -   | -   | -     | -   | -   | -   | -   | -   | 13      | 0.2%  |
| Drug Free Sport New Zealand                                    | 4     | -   | -   | 9    | -   | -   | -     | -   | -   | -   | -   | -   | 13      | 0.2%  |
| Engadin Skimarathon  | 12    | -   | 1   | -    | -   | -   | -     | -   | -   | -   | -   | -   | 12      | 0.2%  |
| Hellenic National Council for Combatting Doping                | -     | -   | -   | 11   | 1   | 1   | -     | -   | -   | -   | -   | -   | 11      | 0.2%  |
| Comisión de Control y Seguimiento de la Salud y el Dopaje      | 10    | -   | -   | -    | -   | -   | -     | -   | -   | -   | -   | -   | 10      | 0.2%  |
| Anti-Doping Centre Bulgaria                                    | 6     | -   | 1   | 3    | -   | -   | -     | -   | -   | -   | -   | -   | 9       | 0.1%  |
| Anti-Doping department of State Sports Medicine Centre         | -     | -   | -   | 9    | -   | -   | -     | -   | -   | -   | -   | -   | 9       | 0.1%  |
| NADO Flanders  | -     | -   | -   | 8    | -   | -   | -     | -   | -   | -   | -   | -   | 8       | 0.1%  |
| Anti Doping Denmark  | 4     | -   | 1   | 2    | -   | -   | -     | -   | -   | -   | -   | -   | 6       | 0.1%  |
| Snowboard Verband Deutschland (SVD)                            | 6     | -   | -   | -    | -   | -   | -     | -   | -   | -   | -   | -   | 6       | 0.1%  |
| Lithuanian Anti-Doping Agency                                  | -     | -   | -   | 6    | -   | -   | -     | -   | -   | -   | -   | -   | 6       | 0.1%  |
| Spain National Anti-Doping Agency                              | -     | -   | -   | 5    | -   | -   | -     | -   | -   | -   | -   | -   | 5       | 0.1%  |
| Andorra National Anti-Doping Commission                        | -     | -   | -   | 4    | -   | -   | -     | -   | -   | -   | -   | -   | 4       | 0.1%  |
| Fédération Internationale Catholique d'Education Physique et S | 4     | -   | -   | -    | -   | -   | -     | -   | -   | -   | -   | -   | 4       | 0.1%  |
| Luxembourg NADO  | -     | -   | -   | 2    | -   | -   | -     | -   | -   | 1   | -   | -   | 3       | 0.0%  |
| Agency for Anti-Doping Control of Bosnia and Herzegovina       | -     | -   | -   | 3    | -   | -   | -     | -   | -   | -   | -   | -   | 3       | 0.05% |
| Comité Monegasque Antidopage                                   | -     | -   | -   | 3    | -   | -   | -     | -   | -   | -   | -   | -   | 3       | 0.05% |
| National Olympic and Sports Association of Iceland             | -     | -   | -   | 3    | -   | -   | -     | -   | -   | -   | -   | -   | 3       | 0.05% |
| Autoridade Antidopagem de Portugal                             | 2     | -   | -   | -    | -   | -   | -     | -   | -   | -   | -   | -   | 2       | 0.03% |
| French Community of Belgium NADO                               | -     | -   | -   | 2    | -   | -   | -     | -   | -   | -   | -   | -   | 2       | 0.03% |
| Caribbean Regional Anti-Doping Organization                    | -     | -   | -   | 2    | -   | -   | -     | -   | -   | -   | -   | -   | 2       | 0.03% |
| Eastern Europe RADO  | -     | -   | -   | 1    | -   | -   | -     | -   | -   | -   | -   | -   | 1       | 0.02% |
| Irish Sports Council   | -     | -   | -   | 1    | -   | -   | -     | -   | -   | -   | -   | -   | 1       | 0.02% |
| Israeli NADO   | -     | -   | -   | 1    | -   | -   | -     | -   | -   | -   | -   | -   | 1       | 0.02% |
|  | 2540  | 23  | 19  | 3654 | 45  | 2   | 16    | -   | -   | 229 | -   | -   | 6439    |       |

**Table 45: Olympic Sport - Table Tennis**

| Testing Authority (TA)                                    | Urine         |          |           |               |          |          | Blood         |          |          |               |          |          | Total<br>Samples | %     |
|---|---------------|----------|-----------|---------------|----------|----------|---------------|----------|----------|---------------|----------|----------|------------------|-------|
|   | IC<br>Samples | ATF      | AAF       | IC<br>Samples | ATF      | AAF      | IC<br>Samples | ATF      | AAF      | IC<br>Samples | ATF      | AAF      |                  |       |
| Chinese Anti-Doping Agency                                | 62            | -        | -         | 61            | -        | -        | -             | -        | -        | -             | -        | -        | 123              | 11.9% |
| International Table Tennis Federation                     | 95            | -        | 1         | 25            | -        | -        | -             | -        | -        | -             | -        | -        | 120              | 11.6% |
| Japan Anti-Doping Agency                                  | 32            | -        | -         | 51            | -        | -        | -             | -        | -        | -             | -        | -        | 83               | 8.0%  |
| French Community of Belgium NADO                          | 35            | -        | 3         | 17            | 1        | -        | -             | -        | -        | -             | -        | -        | 52               | 5.0%  |
| Korean Anti-Doping Agency                                 | 18            | -        | -         | 32            | -        | -        | -             | -        | -        | -             | -        | -        | 50               | 4.8%  |
| Fédération française de tennis de table                   | 49            | -        | -         | -             | -        | -        | -             | -        | -        | -             | -        | -        | 49               | 4.7%  |
| German National Anti-Doping Agency                        | 30            | -        | -         | 19            | -        | -        | -             | -        | -        | -             | -        | -        | 49               | 4.7%  |
| Romanian National Anti-Doping Agency                      | 20            | 1        | -         | 24            | -        | -        | -             | -        | -        | -             | -        | -        | 44               | 4.3%  |
| National Anti Doping Agency -India                        | 32            | -        | -         | 4             | -        | -        | -             | -        | -        | -             | -        | -        | 36               | 3.5%  |
| Spain National Anti-Doping Agency                         | 13            | -        | -         | 8             | 1        | -        | -             | -        | -        | -             | -        | -        | 21               | 2.0%  |
| Kazakhstan National Anti-Doping Centre                    | -             | -        | -         | 21            | -        | -        | -             | -        | -        | -             | -        | -        | 21               | 2.0%  |
| Turkish NOC Anti-Doping Commission                        | 16            | -        | -         | 5             | -        | -        | -             | -        | -        | -             | -        | -        | 21               | 2.0%  |
| Anti-Doping Singapore                                     | -             | -        | -         | 19            | -        | -        | -             | -        | -        | -             | -        | -        | 19               | 1.8%  |
| Czech Anti-Doping Committee                               | 19            | -        | 1         | -             | -        | -        | -             | -        | -        | -             | -        | -        | 19               | 1.8%  |
| Sports Authority of Thailand                              | 10            | -        | -         | 9             | -        | -        | -             | -        | -        | -             | -        | -        | 19               | 1.8%  |
| Australian Sports Anti-Doping Authority                   | 16            | -        | -         | 2             | -        | -        | -             | -        | -        | -             | -        | -        | 18               | 1.7%  |
| Kuwait Anti-Doping Committee                              | 16            | -        | 2         | 2             | -        | -        | -             | -        | -        | -             | -        | -        | 18               | 1.7%  |
| Comitato Olimpico Nazionale Italiano                      | 16            | -        | -         | -             | -        | -        | -             | -        | -        | -             | -        | -        | 16               | 1.5%  |
| Qatar National Antidoping Committee                       | -             | -        | -         | 16            | -        | -        | -             | -        | -        | -             | -        | -        | 16               | 1.5%  |
| National Anti-Doping Agency Austria GmbH                  | 6             | -        | -         | 9             | -        | -        | -             | -        | -        | -             | -        | -        | 15               | 1.4%  |
| Magyar Antidopping Csoport - HUNADO                       | 3             | -        | -         | 10            | -        | -        | -             | -        | -        | -             | -        | -        | 13               | 1.3%  |
| International Tennis Federation                           | 13            | -        | -         | -             | -        | -        | -             | -        | -        | -             | -        | -        | 13               | 1.3%  |
| Poland Commission against Doping in Sports                | 13            | -        | -         | -             | -        | -        | -             | -        | -        | -             | -        | -        | 13               | 1.3%  |
| Anti Doping Denmark                                       | 6             | -        | -         | 6             | -        | -        | -             | -        | -        | -             | -        | -        | 12               | 1.2%  |
| Spain Table Tennis Federation                             | -             | -        | -         | 11            | -        | -        | -             | -        | -        | -             | -        | -        | 11               | 1.1%  |
| Italian Ministry of Health Department                     | 9             | -        | -         | -             | -        | -        | -             | -        | -        | -             | -        | -        | 9                | 0.9%  |
| Anti Doping Authority the Netherlands                     | 8             | -        | -         | -             | -        | -        | -             | -        | -        | -             | -        | -        | 8                | 0.8%  |
| Autoridade Antidopagem de Portugal                        | 8             | -        | 1         | -             | -        | -        | -             | -        | -        | -             | -        | -        | 8                | 0.8%  |
| Croatian Institute for Toxicology and Antidoping          | 4             | -        | -         | 4             | -        | -        | -             | -        | -        | -             | -        | -        | 8                | 0.8%  |
| Guatemala CNO   | 8             | -        | -         | -             | -        | -        | -             | -        | -        | -             | -        | -        | 8                | 0.8%  |
| Hong Kong Anti-Doping Committee                           | 2             | -        | -         | 6             | -        | -        | -             | -        | -        | -             | -        | -        | 8                | 0.8%  |
| Saudi Arabian Antidoping Committee                        | 8             | -        | -         | -             | -        | -        | -             | -        | -        | -             | -        | -        | 8                | 0.8%  |
| Luxembourg NADO   | 6             | -        | -         | 1             | -        | -        | -             | -        | -        | -             | -        | -        | 7                | 0.7%  |
| East Asian Games Association                              | 7             | -        | -         | -             | -        | -        | -             | -        | -        | -             | -        | -        | 7                | 0.7%  |
| Swedish Sports Confederation Anti-Doping Group            | 7             | -        | -         | -             | -        | -        | -             | -        | -        | -             | -        | -        | 7                | 0.7%  |
| United States Anti-Doping Agency                          | -             | -        | -         | 7             | -        | -        | -             | -        | -        | -             | -        | -        | 7                | 0.7%  |
| Anti-Doping Norway  | 6             | -        | -         | -             | -        | -        | -             | -        | -        | -             | -        | -        | 6                | 0.6%  |
| Venezuela NADO  | 4             | -        | -         | 2             | -        | -        | -             | -        | -        | -             | -        | -        | 6                | 0.6%  |
| Gulf States and Yemen RADO                                | 5             | -        | 2         | -             | -        | -        | -             | -        | -        | -             | -        | -        | 5                | 0.5%  |
| NADO Flanders   | 5             | -        | -         | -             | -        | -        | -             | -        | -        | -             | -        | -        | 5                | 0.5%  |
| South East Asian Games Federation                         | 5             | -        | -         | -             | -        | -        | -             | -        | -        | -             | -        | -        | 5                | 0.5%  |
| Brazilian Confederation of Table Tennis                   | 4             | -        | -         | -             | -        | -        | -             | -        | -        | -             | -        | -        | 4                | 0.4%  |
| Canadian Centre for Ethics in Sport                       | 4             | -        | -         | -             | -        | -        | -             | -        | -        | -             | -        | -        | 4                | 0.4%  |
| Comité International des Jeux de la Francophonie          | 4             | -        | -         | -             | -        | -        | -             | -        | -        | -             | -        | -        | 4                | 0.4%  |
| Chinese Taipei Anti-Doping Agency                         | -             | -        | -         | 4             | -        | -        | -             | -        | -        | -             | -        | -        | 4                | 0.4%  |
| Finnish Anti-Doping Agency                                | 4             | -        | -         | -             | -        | -        | -             | -        | -        | -             | -        | -        | 4                | 0.4%  |
| International Committee of Mediterranean Games            | 4             | -        | -         | -             | -        | -        | -             | -        | -        | -             | -        | -        | 4                | 0.4%  |
| UK Anti-Doping  | 4             | -        | -         | -             | -        | -        | -             | -        | -        | -             | -        | -        | 4                | 0.4%  |
| Chile National Anti-Doping Commission                     | -             | -        | -         | 3             | -        | -        | -             | -        | -        | -             | -        | -        | 3                | 0.3%  |
| Olympic Council of Asia                                   | 3             | -        | -         | -             | -        | -        | -             | -        | -        | -             | -        | -        | 3                | 0.3%  |
| Organisation Deportiva Bolivariana                        | 3             | -        | -         | -             | -        | -        | -             | -        | -        | -             | -        | -        | 3                | 0.3%  |
| South American Sports Organization                        | 3             | -        | -         | -             | -        | -        | -             | -        | -        | -             | -        | -        | 3                | 0.3%  |
| Africa Zone II & III                                      | 2             | -        | -         | -             | -        | -        | -             | -        | -        | -             | -        | -        | 2                | 0.2%  |
| Hong Kong Sports Association for the mentally handicapped | 2             | -        | -         | -             | -        | -        | -             | -        | -        | -             | -        | -        | 2                | 0.2%  |
| Myanmar National Anti-Doping Organization                 | -             | -        | -         | 2             | -        | -        | -             | -        | -        | -             | -        | -        | 2                | 0.2%  |
| Organización Deportiva Centroamericana y Caribeña         | 2             | -        | -         | -             | -        | -        | -             | -        | -        | -             | -        | -        | 2                | 0.2%  |
| University Sport Board of Thailand                        | 2             | -        | -         | -             | -        | -        | -             | -        | -        | -             | -        | -        | 2                | 0.2%  |
| Hong Kong Triathlon Association                           | -             | -        | -         | 1             | -        | -        | -             | -        | -        | -             | -        | -        | 1                | 0.1%  |
| West Asia RADO  | -             | -        | -         | 1             | -        | -        | -             | -        | -        | -             | -        | -        | 1                | 0.1%  |
| <b>Total</b>  | <b>653</b>    | <b>1</b> | <b>10</b> | <b>382</b>    | <b>2</b> | <b>-</b> | <b>-</b>      | <b>-</b> | <b>-</b> | <b>-</b>      | <b>-</b> | <b>-</b> | <b>1035</b>      |       |

**Table 46: Olympic Sport - Taekwondo**

| Testing Authority (TA)                                     | Urine      |           |           |            |            |          | Blood    |           |          |          |            |          | Total       |       |
|--|------------|-----------|-----------|------------|------------|----------|----------|-----------|----------|----------|------------|----------|-------------|-------|
|  | Samples    | IC<br>ATF | AAF       | Samples    | OOB<br>ATF | AAF      | Samples  | IC<br>ATF | AAF      | Samples  | OOB<br>ATF | AAF      | Samples     | %     |
| Chinese Anti-Doping Agency                                 | 114        | -         | -         | 89         | -          | -        | -        | -         | -        | -        | -          | -        | 203         | 12.8% |
| World Taekwondo Federation                                 | 133        | 1         | 7         | 19         | -          | -        | -        | -         | -        | -        | -          | -        | 152         | 9.6%  |
| Kazakhstan National Anti-Doping Centre                     | -          | -         | -         | 138        | -          | -        | -        | -         | -        | -        | -          | -        | 138         | 8.7%  |
| Russian National Anti-Doping Organization                  | 32         | 1         | -         | 50         | 3          | -        | -        | -         | -        | -        | -          | -        | 82          | 5.2%  |
| United States Anti-Doping Agency                           | 34         | 1         | -         | 27         | -          | -        | -        | -         | -        | -        | -          | -        | 61          | 3.8%  |
| National Anti Doping Agency -India                         | 16         | -         | -         | 38         | -          | 1        | -        | -         | -        | -        | -          | -        | 54          | 3.4%  |
| Korean Anti-Doping Agency                                  | 7          | -         | -         | 38         | -          | -        | -        | -         | -        | -        | -          | -        | 45          | 2.8%  |
| Cuba National Anti-Doping Agency                           | -          | -         | -         | 43         | -          | -        | -        | -         | -        | -        | -          | -        | 43          | 2.7%  |
| Federation Francaise de Taekwondo et Disciplines Associees | 40         | -         | -         | 3          | -          | -        | -        | -         | -        | -        | -          | -        | 43          | 2.7%  |
| Turkish NOC Anti-Doping Commission                         | 21         | -         | 1         | 15         | -          | -        | -        | -         | -        | -        | -          | -        | 36          | 2.3%  |
| Canadian Centre for Ethics in Sport                        | 8          | -         | -         | 27         | -          | -        | -        | -         | -        | -        | -          | -        | 35          | 2.2%  |
| South East Asian Games Federation                          | 34         | -         | -         | -          | -          | -        | -        | -         | -        | -        | -          | -        | 34          | 2.1%  |
| Poland Commission against Doping in Sports                 | 8          | -         | -         | 23         | -          | -        | -        | -         | -        | -        | -          | -        | 31          | 2.0%  |
| Finnish Anti-Doping Agency                                 | 17         | -         | -         | 10         | -          | -        | -        | -         | -        | -        | -          | -        | 27          | 1.7%  |
| Antidoping Switzerland                                     | 9          | -         | 1         | 18         | -          | -        | -        | -         | -        | -        | -          | -        | 27          | 1.7%  |
| Sports Authority of Thailand                               | 4          | -         | -         | 22         | -          | -        | -        | -         | -        | -        | -          | -        | 26          | 1.6%  |
| European Taekwondo Union                                   | 25         | -         | -         | -          | -          | -        | -        | -         | -        | -        | -          | -        | 25          | 1.6%  |
| Federacion Espanola de Taekwondo                           | 15         | -         | -         | 9          | -          | -        | -        | -         | -        | -        | -          | -        | 24          | 1.5%  |
| Saudi Arabian Antidoping Committee                         | 16         | -         | 2         | 5          | -          | -        | -        | -         | -        | -        | -          | -        | 21          | 1.3%  |
| Romanian National Anti-Doping Agency                       | 18         | -         | -         | -          | -          | -        | -        | -         | -        | -        | -          | -        | 18          | 1.1%  |
| German National Anti-Doping Agency                         | 6          | -         | -         | 12         | -          | -        | -        | -         | -        | -        | -          | -        | 18          | 1.1%  |
| NADO Flanders  | 18         | -         | -         | -          | -          | -        | -        | -         | -        | -        | -          | -        | 18          | 1.1%  |
| Anti-Doping Norway   | 11         | -         | -         | 6          | -          | -        | -        | -         | -        | -        | -          | -        | 17          | 1.1%  |
| Autoridade Antidopagem de Portugal                         | 16         | -         | -         | 1          | -          | -        | -        | -         | -        | -        | -          | -        | 17          | 1.1%  |
| Swedish Sports Confederation Anti-Doping Group             | 11         | -         | -         | 6          | -          | -        | -        | -         | -        | -        | -          | -        | 17          | 1.1%  |
| Comitato Olimpico Nazionale Italiano                       | 16         | -         | -         | -          | -          | -        | -        | -         | -        | -        | -          | -        | 16          | 1.0%  |
| Japan Anti-Doping Agency                                   | 8          | -         | -         | 8          | -          | -        | -        | -         | -        | -        | -          | -        | 16          | 1.0%  |
| Anti Doping Authority the Netherlands                      | 15         | -         | -         | -          | -          | -        | -        | -         | -        | -        | -          | -        | 15          | 0.9%  |
| Croatian Institute for Toxicology and Antidoping           | 8          | -         | -         | 6          | -          | -        | -        | -         | -        | -        | -          | -        | 14          | 0.9%  |
| East Asian Games Association                               | 14         | -         | -         | -          | -          | -        | -        | -         | -        | -        | -          | -        | 14          | 0.9%  |
| Anti-Doping Agency of Malaysia                             | -          | -         | -         | 13         | -          | -        | -        | -         | -        | -        | -          | -        | 13          | 0.8%  |
| Belarus National Anti-Doping Agency                        | 1          | -         | 1         | 12         | -          | -        | -        | -         | -        | -        | -          | -        | 13          | 0.8%  |
| Brazilian Confederation of Taekwondo                       | 13         | -         | -         | -          | -          | -        | -        | -         | -        | -        | -          | -        | 13          | 0.8%  |
| UK Anti-Doping   | -          | -         | -         | 10         | -          | -        | 1        | -         | -        | 2        | -          | -        | 13          | 0.8%  |
| Taekwondo Federation of the Republic of Kazakhstan         | -          | -         | -         | 12         | -          | -        | -        | -         | -        | -        | -          | -        | 12          | 0.8%  |
| Oceania Regional Anti-Doping Organization                  | 8          | -         | -         | 4          | -          | -        | -        | -         | -        | -        | -          | -        | 12          | 0.8%  |
| SportAccord Event Organiser                                | 12         | -         | -         | -          | -          | -        | -        | -         | -        | -        | -          | -        | 12          | 0.8%  |
| Italian Ministry of Health Department                      | 10         | -         | -         | -          | -          | -        | -        | -         | -        | -        | -          | -        | 10          | 0.6%  |
| Indonesian Anti-Doping Agency                              | 10         | -         | -         | -          | -          | -        | -        | -         | -        | -        | -          | -        | 10          | 0.6%  |
| International Taekwon-Do Federation                        | 10         | -         | -         | -          | -          | -        | -        | -         | -        | -        | -          | -        | 10          | 0.6%  |
| Venezuela NADO   | 10         | -         | -         | -          | -          | -        | -        | -         | -        | -        | -          | -        | 10          | 0.6%  |
| Cyprus Anti-Doping Authority                               | 9          | -         | -         | -          | -          | -        | -        | -         | -        | -        | -          | -        | 9           | 0.6%  |
| Jordan Anti-doping Organization                            | -          | -         | -         | 9          | 3          | -        | -        | -         | -        | -        | -          | -        | 9           | 0.6%  |
| Organización Deportiva Centroamericana y Caribeña          | 9          | -         | -         | -          | -          | -        | -        | -         | -        | -        | -          | -        | 9           | 0.6%  |
| Anti-Doping Agency of Serbia                               | 8          | -         | 1         | -          | -          | -        | -        | -         | -        | -        | -          | -        | 8           | 0.5%  |
| Anti Doping Denmark  | -          | -         | -         | 8          | 1          | -        | -        | -         | -        | -        | -          | -        | 8           | 0.5%  |
| Hellenic National Council for Combatting Doping            | 8          | -         | -         | -          | -          | -        | -        | -         | -        | -        | -          | -        | 8           | 0.5%  |
| International Committee of Mediterranean Games             | 8          | -         | -         | -          | -          | -        | -        | -         | -        | -        | -          | -        | 8           | 0.5%  |
| Jamaica Anti-Doping Commission                             | 3          | -         | -         | 5          | -          | 1        | -        | -         | -        | -        | -          | -        | 8           | 0.5%  |
| Olympic Council of Asia                                    | 8          | -         | -         | -          | -          | -        | -        | -         | -        | -        | -          | -        | 8           | 0.5%  |
| University Sport Board of Thailand                         | 8          | -         | -         | -          | -          | -        | -        | -         | -        | -        | -          | -        | 8           | 0.5%  |
| French Community of Belgium NADO                           | 6          | -         | 2         | 1          | -          | -        | -        | -         | -        | -        | -          | -        | 7           | 0.4%  |
| Israeli NADO   | -          | -         | -         | 7          | -          | -        | -        | -         | -        | -        | -          | -        | 7           | 0.4%  |
| Organisation Deportiva Bolivariana                         | 6          | -         | -         | -          | -          | -        | -        | -         | -        | -        | -          | -        | 6           | 0.4%  |
| Anti-Doping Singapore                                      | -          | -         | -         | 5          | -          | -        | -        | -         | -        | -        | -          | -        | 5           | 0.3%  |
| Costa Rica NADO  | -          | -         | -         | 5          | -          | -        | -        | -         | -        | -        | -          | -        | 5           | 0.3%  |
| Chinese Taipei Anti-Doping Agency                          | -          | -         | -         | 5          | -          | -        | -        | -         | -        | -        | -          | -        | 5           | 0.3%  |
| Gulf States and Yemen RADO                                 | 5          | -         | -         | -          | -          | -        | -        | -         | -        | -        | -          | -        | 5           | 0.3%  |
| Czech Anti-Doping Committee                                | 4          | -         | -         | -          | -          | -        | -        | -         | -        | -        | -          | -        | 4           | 0.3%  |
| Chile National Anti-Doping Commission                      | 4          | -         | -         | -          | -          | -        | -        | -         | -        | -        | -          | -        | 4           | 0.3%  |
| Drug Free Sport New Zealand                                | 4          | -         | -         | -          | -          | -        | -        | -         | -        | -        | -          | -        | 4           | 0.3%  |
| Kuwait Anti-Doping Committee                               | 4          | -         | -         | -          | -          | -        | -        | -         | -        | -        | -          | -        | 4           | 0.3%  |
| Laos Anti Doping Commission                                | 4          | -         | -         | -          | -          | -        | -        | -         | -        | -        | -          | -        | 4           | 0.3%  |
| Agency for Anti-Doping Control of Bosnia and Herzegovina   | -          | -         | -         | 3          | -          | -        | -        | -         | -        | -        | -          | -        | 3           | 0.2%  |
| Qatar National Antidoping Committee                        | -          | -         | -         | 3          | -          | -        | -        | -         | -        | -        | -          | -        | 3           | 0.2%  |
| Central Asia RADO  | -          | -         | -         | 3          | -          | -        | -        | -         | -        | -        | -          | -        | 3           | 0.2%  |
| Africa Zone II & III                                       | 2          | -         | -         | -          | -          | -        | -        | -         | -        | -        | -          | -        | 2           | 0.1%  |
| Bahrain Anti-Doping Committee                              | -          | -         | -         | 2          | -          | -        | -        | -         | -        | -        | -          | -        | 2           | 0.1%  |
| Brunei Darussalam Anti-Doping Committee                    | -          | -         | -         | 2          | -          | -        | -        | -         | -        | -        | -          | -        | 2           | 0.1%  |
| Libyan Olympic Committee                                   | -          | -         | -         | 2          | -          | -        | -        | -         | -        | -        | -          | -        | 2           | 0.1%  |
| Eastern Europe RADO  | -          | -         | -         | 2          | -          | -        | -        | -         | -        | -        | -          | -        | 2           | 0.1%  |
| Guatemala NADO   | 2          | -         | -         | -          | -          | -        | -        | -         | -        | -        | -          | -        | 2           | 0.1%  |
| National Anti-Doping Agency Austria GmbH                   | -          | -         | -         | 2          | -          | -        | -        | -         | -        | -        | -          | -        | 2           | 0.1%  |
| South American Sports Organization                         | 2          | -         | -         | -          | -          | -        | -        | -         | -        | -        | -          | -        | 2           | 0.1%  |
| Hong Kong Anti-Doping Committee                            | -          | -         | -         | 1          | -          | -        | -        | -         | -        | -        | -          | -        | 1           | 0.1%  |
| South East Asia RADO                                       | -          | -         | -         | 1          | -          | -        | -        | -         | -        | -        | -          | -        | 1           | 0.1%  |
| Slovenian Antidoping Organization                          | -          | -         | -         | 1          | -          | -        | -        | -         | -        | -        | -          | -        | 1           | 0.1%  |
| Comitato Permanente Antidoping                             | -          | -         | -         | 1          | -          | -        | -        | -         | -        | -        | -          | -        | 1           | 0.1%  |
| 2013 WMG Organizing Committee                              | 1          | -         | -         | -          | -          | -        | -        | -         | -        | -        | -          | -        | 1           | 0.1%  |
| <b>TOTAL</b>   | <b>853</b> | <b>3</b>  | <b>15</b> | <b>732</b> | <b>7</b>   | <b>2</b> | <b>1</b> | <b>-</b>  | <b>-</b> | <b>2</b> | <b>-</b>   | <b>-</b> | <b>1588</b> |       |

**2013 Anti-Doping Testing Figures**  
*Samples Analyzed and Reported by Accredited Laboratories in ADAMS*

**Table 47: Olympic Sport - Tennis**

| Testing Authority (TA)                                   | Urine   |    |     |         |    |     | Blood   |    |     |         |    |     | Total   |       |
|--|---------|----|-----|---------|----|-----|---------|----|-----|---------|----|-----|---------|-------|
|  | Samples | IC | AAF | Samples | IC | AAF | Samples | IC | AAF | Samples | IC | AAF | Samples | %     |
| International Tennis Federation                          | 1800    | 2  | 12  | 130     | -  | -   | 345     | -  | -   | 286     | -  | -   | 2561    | 73.7% |
| Fédération française de tennis                           | 68      | -  | -   | 24      | -  | -   | -       | -  | -   | 1       | -  | -   | 93      | 3%    |
| Chinese Anti-Doping Agency                               | 45      | -  | -   | 46      | -  | -   | -       | -  | -   | -       | -  | -   | 91      | 3%    |
| Japan Anti-Doping Agency                                 | 43      | -  | -   | 23      | -  | -   | -       | -  | -   | -       | -  | -   | 66      | 2%    |
| Comitato Olimpico Nazionale Italiano                     | 55      | 1  | -   | 5       | -  | -   | -       | -  | -   | 5       | -  | -   | 65      | 2%    |
| United States Anti-Doping Agency                         | 1       | -  | -   | 42      | -  | -   | 1       | -  | -   | 16      | -  | -   | 60      | 2%    |
| German National Anti-Doping Agency                       | 31      | -  | -   | 23      | -  | -   | -       | -  | -   | -       | -  | -   | 54      | 2%    |
| French Community of Belgium NADO                         | 23      | 1  | -   | 17      | -  | -   | -       | -  | -   | -       | -  | -   | 40      | 1%    |
| Romanian National Anti-Doping Agency                     | 22      | -  | -   | 11      | -  | -   | -       | -  | -   | -       | -  | -   | 33      | 1%    |
| NADO Flanders  | 26      | 2  | -   | 7       | -  | -   | -       | -  | -   | -       | -  | -   | 33      | 1%    |
| Antidoping Switzerland                                   | 8       | -  | -   | 21      | 2  | -   | -       | -  | -   | -       | -  | -   | 29      | 1%    |
| Korean Anti-Doping Agency                                | 3       | -  | -   | 24      | -  | -   | -       | -  | -   | -       | -  | -   | 27      | 1%    |
| Spain National Anti-Doping Agency                        | 24      | -  | -   | 2       | -  | -   | -       | -  | -   | -       | -  | -   | 26      | 1%    |
| Autoridade Antidopagem de Portugal                       | 12      | 1  | -   | 12      | -  | -   | -       | -  | -   | -       | -  | -   | 24      | 1%    |
| Poland Commission against Doping in Sports               | 14      | -  | -   | 7       | -  | -   | -       | -  | -   | -       | -  | -   | 21      | 1%    |
| Swedish Sports Confederation Anti-Doping Group           | 12      | 1  | -   | 9       | 1  | -   | -       | -  | -   | -       | -  | -   | 21      | 1%    |
| Finnish Anti-Doping Agency                               | 10      | -  | -   | 9       | -  | -   | -       | -  | -   | -       | -  | -   | 19      | 1%    |
| Kazakhstan National Anti-Doping Centre                   | -       | -  | -   | 19      | -  | -   | -       | -  | -   | -       | -  | -   | 19      | 1%    |
| Czech Anti-Doping Committee                              | 17      | -  | -   | 1       | -  | -   | -       | -  | -   | -       | -  | -   | 18      | 1%    |
| Canadian Centre for Ethics in Sport                      | 14      | -  | -   | 3       | -  | -   | -       | -  | -   | -       | -  | -   | 17      | 0.5%  |
| Sports Authority of Thailand                             | 6       | -  | -   | 8       | -  | -   | -       | -  | -   | -       | -  | -   | 14      | 0.4%  |
| National Anti-Doping Agency Austria GmbH                 | 5       | 1  | -   | 6       | -  | -   | -       | -  | -   | -       | -  | -   | 11      | 0.3%  |
| Anti Doping Authority the Netherlands                    | 6       | -  | -   | 4       | 1  | -   | -       | -  | -   | -       | -  | -   | 10      | 0.3%  |
| Luxembourg NADO  | 6       | -  | -   | 2       | -  | -   | -       | -  | -   | 1       | -  | -   | 9       | 0.3%  |
| Italian Ministry of Health Department                    | 8       | -  | -   | -       | -  | -   | -       | -  | -   | -       | -  | -   | 8       | 0.2%  |
| Saudi Arabian Antidoping Committee                       | 8       | -  | 1   | -       | -  | -   | -       | -  | -   | -       | -  | -   | 8       | 0.2%  |
| East Asian Games Association                             | 7       | -  | -   | -       | -  | -   | -       | -  | -   | -       | -  | -   | 7       | 0.2%  |
| International Committee of Mediterranean Games           | 6       | -  | -   | -       | -  | -   | -       | -  | -   | -       | -  | -   | 6       | 0.2%  |
| Anti-Doping Norway                                       | 5       | 1  | -   | -       | -  | -   | -       | -  | -   | -       | -  | -   | 5       | 0.1%  |
| Hong Kong Anti-Doping Committee                          | -       | -  | -   | 5       | -  | -   | -       | -  | -   | -       | -  | -   | 5       | 0.1%  |
| Magyar Antidopping Csoport - HUNADO                      | 3       | -  | -   | 2       | -  | -   | -       | -  | -   | -       | -  | -   | 5       | 0.1%  |
| Irish Sports Council                                     | 3       | -  | -   | 2       | -  | -   | -       | -  | -   | -       | -  | -   | 5       | 0.1%  |
| Caribbean Regional Anti-Doping Organization              | -       | -  | -   | 4       | -  | -   | -       | -  | -   | -       | -  | -   | 4       | 0.1%  |
| Spanish Tennis Federation                                | -       | -  | -   | 4       | -  | -   | -       | -  | -   | -       | -  | -   | 4       | 0.1%  |
| National Anti Doping Agency -India                       | -       | -  | -   | 4       | 1  | -   | -       | -  | -   | -       | -  | -   | 4       | 0.1%  |
| Olympic Council of Asia                                  | 4       | -  | -   | -       | -  | -   | -       | -  | -   | -       | -  | -   | 4       | 0.1%  |
| South African Institute for Drug-Free Sport              | 4       | -  | 1   | -       | -  | -   | -       | -  | -   | -       | -  | -   | 4       | 0.1%  |
| UK Anti-Doping   | -       | -  | -   | 2       | -  | -   | 1       | -  | -   | 1       | -  | -   | 4       | 0.1%  |
| Venezuela NADO   | 4       | -  | -   | -       | -  | -   | -       | -  | -   | -       | -  | -   | 4       | 0.1%  |
| Cuba National Anti-Doping Agency                         | -       | -  | -   | 3       | -  | -   | -       | -  | -   | -       | -  | -   | 3       | 0.1%  |
| Israeli NADO   | -       | -  | -   | 3       | -  | -   | -       | -  | -   | -       | -  | -   | 3       | 0.1%  |
| Organisation Deportiva Bolivariana                       | 3       | -  | -   | -       | -  | -   | -       | -  | -   | -       | -  | -   | 3       | 0.1%  |
| Organización Deportiva Centroamericana y Caribeña        | 3       | -  | -   | -       | -  | -   | -       | -  | -   | -       | -  | -   | 3       | 0.1%  |
| Central Asia RADO  | -       | -  | -   | 3       | -  | -   | -       | -  | -   | -       | -  | -   | 3       | 0.1%  |
| Agency for Anti-Doping Control of Bosnia and Herzegovina | -       | -  | -   | 2       | -  | -   | -       | -  | -   | -       | -  | -   | 2       | 0.1%  |
| Cyprus Anti-Doping Authority                             | 2       | -  | -   | -       | -  | -   | -       | -  | -   | -       | -  | -   | 2       | 0.1%  |
| Estonian Anti-Doping Agency                              | -       | -  | -   | 2       | -  | -   | -       | -  | -   | -       | -  | -   | 2       | 0.1%  |
| Indonesian Anti-Doping Agency                            | 2       | -  | -   | -       | -  | -   | -       | -  | -   | -       | -  | -   | 2       | 0.1%  |
| Kuwait Anti-Doping Committee                             | 2       | -  | -   | -       | -  | -   | -       | -  | -   | -       | -  | -   | 2       | 0.1%  |
| Anti-Doping Commission of Malta                          | 2       | -  | -   | -       | -  | -   | -       | -  | -   | -       | -  | -   | 2       | 0.1%  |
| South American Sports Organization                       | 2       | -  | -   | -       | -  | -   | -       | -  | -   | -       | -  | -   | 2       | 0.1%  |
| University Sport Board of Thailand                       | 2       | -  | -   | -       | -  | -   | -       | -  | -   | -       | -  | -   | 2       | 0.1%  |
| Anti Doping Denmark                                      | -       | -  | -   | 1       | -  | -   | -       | -  | -   | -       | -  | -   | 1       | 0.03% |
| Hellenic National Council for Combatting Doping          | -       | -  | -   | 1       | -  | -   | -       | -  | -   | -       | -  | -   | 1       | 0.03% |
| Jamaica Anti-Doping Commission                           | 1       | -  | -   | -       | -  | -   | -       | -  | -   | -       | -  | -   | 1       | 0.03% |
| Slovenian Antidoping Organization                        | -       | -  | -   | 1       | -  | -   | -       | -  | -   | -       | -  | -   | 1       | 0.03% |
| Comitato Permanente Antidoping                           | -       | -  | -   | 1       | -  | -   | -       | -  | -   | -       | -  | -   | 1       | 0.03% |
| World Anti-Doping Agency                                 | -       | -  | -   | 1       | -  | -   | -       | -  | -   | -       | -  | -   | 1       | 0.03% |
| 2013 WMG Organizing Committee                            | 1       | -  | -   | -       | -  | -   | -       | -  | -   | -       | -  | -   | 1       | 0.03% |
|  | 2323    | 10 | 14  | 496     | 5  | -   | 347     | -  | -   | 310     | -  | -   | 3476    |       |



**2013 Anti-Doping Testing Figures**  
*Samples Analyzed and Reported by Accredited Laboratories in ADAMS*

**Table 48: Olympic Sport - Triathlon**

| Testing Authority (TA)                                    | Urine       |           |           |             |           |          | Blood     |          |          |            |          |          | Total       |       |
|---|-------------|-----------|-----------|-------------|-----------|----------|-----------|----------|----------|------------|----------|----------|-------------|-------|
|   | IC          | ATF       | AAF       | IC          | ATF       | AAF      | IC        | ATF      | AAF      | IC         | ATF      | AAF      | Samples     | %     |
| German National Anti-Doping Agency                        | -           | -         | -         | 454         | -         | -        | -         | -        | -        | 15         | -        | -        | 543         | 16%   |
| International Triathlon Union                             | 4           | 4         | -         | 75          | 2         | -        | 34        | -        | -        | 10         | -        | -        | 531         | 15%   |
| Fédération française de triathlon                         | -           | 9         | -         | 11          | -         | -        | -         | -        | -        | -          | -        | -        | 323         | 9.2%  |
| United States Anti-Doping Agency                          | -           | 3         | -         | 149         | 2         | -        | -         | -        | -        | 31         | -        | -        | 264         | 7.6%  |
| Australian Sports Anti-Doping Authority                   | -           | -         | -         | 143         | -         | -        | -         | -        | -        | 17         | -        | -        | 223         | 6.4%  |
| Chinese Anti-Doping Agency                                | -           | -         | -         | 96          | -         | -        | -         | -        | -        | -          | -        | -        | 134         | 3.8%  |
| Anti Doping Denmark                                       | 4           | 1         | -         | 67          | 5         | -        | -         | -        | -        | -          | -        | -        | 113         | 3.2%  |
| Antidoping Switzerland                                    | 1           | -         | -         | 84          | 2         | -        | -         | -        | -        | 6          | -        | -        | 104         | 3.0%  |
| Canadian Centre for Ethics in Sport                       | -           | -         | -         | 29          | -         | -        | -         | -        | -        | 40         | -        | -        | 95          | 2.7%  |
| National Anti-Doping Agency Austria GmbH                  | 1           | -         | -         | 54          | -         | 2        | -         | -        | -        | 6          | -        | -        | 94          | 2.7%  |
| Spanish Triathlon Federation                              | 3           | 1         | -         | 8           | -         | -        | 7         | -        | -        | 4          | -        | -        | 92          | 2.6%  |
| Deutsche Triathlon Union                                  | -           | 1         | -         | -           | -         | -        | -         | -        | -        | 1          | -        | -        | 92          | 2.6%  |
| NADO Flanders   | -           | -         | -         | 32          | 2         | -        | -         | -        | -        | -          | -        | -        | 86          | 2.5%  |
| Drug Free Sport New Zealand                               | -           | -         | -         | 48          | -         | -        | -         | -        | -        | 1          | -        | -        | 57          | 1.6%  |
| Comitato Olimpico Nazionale Italiano                      | -           | -         | -         | 11          | -         | -        | -         | -        | -        | 10         | -        | -        | 48          | 1.4%  |
| UK Anti-Doping  | -           | -         | -         | 13          | -         | -        | 6         | -        | -        | -          | -        | -        | 48          | 1.4%  |
| Finnish Anti-Doping Agency                                | 1           | -         | -         | 26          | 2         | -        | -         | -        | -        | -          | -        | -        | 47          | 1.3%  |
| Swedish Sports Confederation Anti-Doping Group            | -           | 1         | -         | 19          | -         | 1        | -         | -        | -        | -          | -        | -        | 45          | 1.3%  |
| Japan Anti-Doping Agency                                  | -           | -         | -         | 27          | -         | -        | -         | -        | -        | 5          | -        | -        | 44          | 1.3%  |
| Spain National Anti-Doping Agency                         | -           | 1         | -         | 1           | -         | -        | 6         | -        | -        | -          | -        | -        | 43          | 1.2%  |
| South African Institute for Drug-Free Sport               | -           | -         | -         | 7           | -         | -        | -         | -        | -        | -          | -        | -        | 43          | 1.2%  |
| Russian National Anti-Doping Organization                 | -           | -         | -         | 9           | -         | -        | -         | -        | -        | -          | -        | -        | 42          | 1.2%  |
| Irish Sports Council                                      | -           | -         | -         | 14          | 1         | -        | -         | -        | -        | 12         | -        | -        | 35          | 1.0%  |
| Autoridade Antidopagem de Portugal                        | -           | -         | -         | 13          | -         | -        | -         | -        | -        | 5          | -        | -        | 34          | 1.0%  |
| European Triathlon Union                                  | -           | -         | -         | -           | -         | -        | -         | -        | -        | -          | -        | -        | 32          | 0.9%  |
| Czech Anti-Doping Committee                               | -           | -         | -         | 2           | -         | -        | -         | -        | -        | -          | -        | -        | 28          | 0.8%  |
| Chile National Anti-Doping Commission                     | -           | -         | -         | -           | -         | -        | -         | -        | -        | -          | -        | -        | 26          | 0.7%  |
| Magyar Antidopping Csoport - HUNADO                       | 1           | 1         | -         | 3           | -         | -        | -         | -        | -        | 1          | -        | -        | 25          | 0.7%  |
| French Community of Belgium NADO                          | -           | -         | -         | 5           | -         | -        | -         | -        | -        | -          | -        | -        | 23          | 0.7%  |
| Colombian NADO  | -           | -         | -         | -           | -         | -        | -         | -        | -        | -          | -        | -        | 19          | 0.5%  |
| GV Gobierno Vasco   | -           | 1         | -         | -           | -         | -        | -         | -        | -        | -          | -        | -        | 14          | 0.4%  |
| Korean Anti-Doping Agency                                 | -           | -         | -         | -           | -         | -        | -         | -        | -        | -          | -        | -        | 14          | 0.4%  |
| Italian Ministry of Health Department                     | 1           | -         | -         | -           | -         | -        | -         | -        | -        | -          | -        | -        | 12          | 0.3%  |
| Poland Commission against Doping in Sports                | 1           | 1         | -         | -           | -         | -        | -         | -        | -        | -          | -        | -        | 12          | 0.3%  |
| Hong Kong Triathlon Association                           | -           | -         | -         | 1           | -         | -        | -         | -        | -        | -          | -        | -        | 11          | 0.3%  |
| Anti-Doping Norway  | -           | -         | -         | -           | -         | -        | -         | -        | -        | -          | -        | -        | 9           | 0.3%  |
| Anti-Doping Commission of Malta                           | -           | 1         | -         | 1           | -         | -        | -         | -        | -        | -          | -        | -        | 9           | 0.3%  |
| Comisión de Control y Seguimiento de la Salud y el Dopaje | -           | -         | -         | -           | -         | -        | -         | -        | -        | -          | -        | -        | 8           | 0.2%  |
| Venezuela NADO  | -           | -         | -         | 2           | 2         | -        | -         | -        | -        | -          | -        | -        | 8           | 0.2%  |
| Chinese Taipei Anti-Doping Agency                         | -           | -         | -         | -           | -         | -        | -         | -        | -        | -          | -        | -        | 6           | 0.2%  |
| Kazakhstan Triathlon Federation                           | -           | -         | -         | 6           | -         | -        | -         | -        | -        | -          | -        | -        | 6           | 0.2%  |
| New Caledonia NADO  | -           | -         | -         | -           | -         | -        | -         | -        | -        | -          | -        | -        | 6           | 0.2%  |
| United Arab Emirates National Anti-doping Committee       | -           | -         | -         | -           | -         | -        | -         | -        | -        | -          | -        | -        | 6           | 0.2%  |
| Luxembourg NADO   | -           | 1         | -         | 1           | -         | -        | -         | -        | -        | -          | -        | -        | 5           | 0.1%  |
| Organización Deportiva Centroamericana y Caribeña         | -           | -         | -         | -           | -         | -        | -         | -        | -        | -          | -        | -        | 4           | 0.1%  |
| Comision Nacional Antidopaje Peru                         | -           | -         | -         | -           | -         | -        | -         | -        | -        | -          | -        | -        | 4           | 0.1%  |
| South American Sports Drug Agency                         | -           | -         | -         | -           | -         | -        | -         | -        | -        | -          | -        | -        | 4           | 0.1%  |
| Anti Doping Authority the Netherlands                     | -           | -         | -         | 3           | 1         | -        | -         | -        | -        | -          | -        | -        | 3           | 0.1%  |
| Organisation Deportiva Bolivariana                        | -           | -         | -         | -           | -         | -        | -         | -        | -        | -          | -        | -        | 3           | 0.1%  |
| Comité Monegasque Antidopage                              | -           | -         | -         | 2           | -         | -        | -         | -        | -        | -          | -        | -        | 2           | 0.1%  |
| Costa Rica NADO   | -           | -         | -         | 2           | -         | -        | -         | -        | -        | -          | -        | -        | 2           | 0.1%  |
| Estonian Anti-Doping Agency                               | -           | -         | -         | -           | -         | -        | -         | -        | -        | -          | -        | -        | 2           | 0.1%  |
| Guatemala NADO  | -           | -         | -         | -           | -         | -        | -         | -        | -        | -          | -        | -        | 2           | 0.1%  |
| Anti-Doping department of State Sports Medicine Centre    | -           | -         | -         | -           | -         | -        | -         | -        | -        | -          | -        | -        | 2           | 0.1%  |
| South American Sports Organization                        | -           | -         | -         | -           | -         | -        | -         | -        | -        | -          | -        | -        | 2           | 0.1%  |
| World Anti-Doping Agency                                  | -           | -         | -         | 1           | -         | -        | -         | -        | -        | 1          | -        | -        | 2           | 0.1%  |
| Bermuda Sport Anti Doping Authority                       | -           | -         | -         | 1           | -         | -        | -         | -        | -        | -          | -        | -        | 1           | 0.03% |
| Cuba National Anti-Doping Agency                          | -           | -         | -         | 1           | -         | -        | -         | -        | -        | -          | -        | -        | 1           | 0.03% |
| Hong Kong Anti-Doping Committee                           | -           | -         | -         | 1           | -         | -        | -         | -        | -        | -          | -        | -        | 1           | 0.03% |
| Slovenian Antidoping Organization                         | -           | -         | -         | 1           | -         | -        | -         | -        | -        | -          | -        | -        | 1           | 0.03% |
|   | <b>1854</b> | <b>17</b> | <b>26</b> | <b>1423</b> | <b>19</b> | <b>3</b> | <b>53</b> | <b>-</b> | <b>-</b> | <b>165</b> | <b>-</b> | <b>-</b> | <b>3495</b> |       |

**Table 49: Olympic Sport - Volleyball**

| Testing Authority (TA)                                       | Urine   |        |     |         |        |     | Blood   |        |     |         |        |     | Total   |       |
|--|---------|--------|-----|---------|--------|-----|---------|--------|-----|---------|--------|-----|---------|-------|
|  | Samples | IC ATF | AAF | Samples | IC ATF | AAF | Samples | IC ATF | AAF | Samples | IC ATF | AAF | Samples | %     |
| International Volleyball Federation                          | 412     | -      | 5   | 166     | -      | -   | -       | -      | -   | 26      | -      | -   | 604     | 14%   |
| Comitato Olimpico Nazionale Italiano                         | 156     | 1      | -   | 78      | 4      | -   | -       | -      | -   | 16      | -      | -   | 250     | 6%    |
| Chinese Anti-Doping Agency                                   | 96      | -      | -   | 152     | -      | -   | -       | -      | -   | -       | -      | -   | 248     | 6%    |
| Fédération française de volley-ball                          | 122     | -      | 1   | 122     | -      | -   | -       | -      | -   | 4       | -      | -   | 248     | 6%    |
| Poland Commission against Doping in Sports                   | 106     | -      | -   | 40      | -      | -   | -       | -      | -   | -       | -      | -   | 146     | 3%    |
| Romanian National Anti-Doping Agency                         | 64      | -      | -   | 72      | 1      | -   | -       | -      | -   | -       | -      | -   | 136     | 3%    |
| Japan Anti-Doping Agency                                     | 68      | -      | -   | 63      | -      | -   | -       | -      | -   | -       | -      | -   | 131     | 3%    |
| European Volleyball Confederation (CEV)                      | 129     | 1      | -   | -       | -      | -   | -       | -      | -   | -       | -      | -   | 129     | 3%    |
| Russian National Anti-Doping Organization                    | 16      | -      | -   | 111     | 1      | -   | -       | -      | -   | -       | -      | -   | 127     | 3%    |
| German National Anti-Doping Agency                           | 37      | -      | -   | 89      | -      | -   | -       | -      | -   | -       | -      | -   | 126     | 3%    |
| Finnish Anti-Doping Agency                                   | 80      | 2      | -   | 44      | -      | -   | -       | -      | -   | -       | -      | -   | 124     | 3%    |
| Sports Authority of Thailand                                 | 101     | -      | 1   | 22      | -      | -   | -       | -      | -   | -       | -      | -   | 123     | 3%    |
| National Anti Doping Agency -India                           | 109     | -      | 1   | 2       | -      | -   | -       | -      | -   | -       | -      | -   | 111     | 3%    |
| United States Anti-Doping Agency                             | 4       | -      | -   | 88      | -      | 3   | -       | -      | -   | -       | -      | -   | 92      | 2%    |
| French Community of Belgium NADO                             | 60      | 2      | -   | 31      | 1      | -   | -       | -      | -   | -       | -      | -   | 91      | 2%    |
| Swedish Sports Confederation Anti-Doping Group               | 42      | -      | 1   | 44      | 4      | -   | -       | -      | -   | -       | -      | -   | 86      | 2%    |
| Cuba National Anti-Doping Agency                             | 7       | -      | -   | 78      | 2      | -   | -       | -      | -   | -       | -      | -   | 85      | 2%    |
| Italian Ministry of Health Department                        | 78      | 1      | -   | -       | -      | -   | -       | -      | -   | -       | -      | -   | 78      | 2%    |
| Qatar National Antidoping Committee                          | 54      | -      | 1   | 14      | -      | -   | -       | -      | -   | -       | -      | -   | 68      | 2%    |
| Anti-Doping Norway   | 44      | 2      | 1   | 22      | 1      | -   | -       | -      | -   | -       | -      | -   | 66      | 2%    |
| Korean Anti-Doping Agency                                    | 37      | -      | -   | 28      | 1      | -   | -       | -      | -   | -       | -      | -   | 65      | 1%    |
| NADO Flanders  | 42      | 2      | -   | 20      | 3      | -   | -       | -      | -   | -       | -      | -   | 62      | 1%    |
| Autoridade Antidopagem de Portugal                           | 17      | -      | 1   | 42      | 1      | -   | -       | -      | -   | -       | -      | -   | 59      | 1%    |
| Kazakhstan National Anti-Doping Centre                       | -       | -      | -   | 59      | -      | -   | -       | -      | -   | -       | -      | -   | 59      | 1%    |
| Brazilian Volleball Confederation                            | 52      | -      | 1   | -       | -      | -   | -       | -      | -   | -       | -      | -   | 52      | 1%    |
| Antidoping Switzerland                                       | 32      | -      | -   | 19      | 1      | -   | -       | -      | -   | -       | -      | -   | 51      | 1%    |
| Czech Anti-Doping Committee                                  | 40      | -      | -   | 7       | -      | -   | -       | -      | -   | -       | -      | -   | 47      | 1%    |
| Colombian NADO   | 13      | -      | -   | 27      | -      | -   | -       | -      | -   | -       | -      | -   | 40      | 1%    |
| Venezuela NADO   | 24      | -      | -   | 16      | -      | -   | -       | -      | -   | -       | -      | -   | 40      | 1%    |
| Asian Volleyball Confederation                               | 39      | -      | -   | -       | -      | -   | -       | -      | -   | -       | -      | -   | 39      | 1%    |
| Anti Doping Denmark  | 16      | 1      | -   | 22      | 1      | -   | -       | -      | -   | -       | -      | -   | 38      | 1%    |
| Croatian Institute for Toxicology and Antidoping             | 16      | -      | -   | 22      | 2      | -   | -       | -      | -   | -       | -      | -   | 38      | 1%    |
| Turkish NOC Anti-Doping Commission                           | 38      | -      | 1   | -       | -      | -   | -       | -      | -   | -       | -      | -   | 38      | 1%    |
| Hellenic National Council for Combatting Doping              | 36      | -      | 1   | -       | -      | -   | -       | -      | -   | -       | -      | -   | 36      | 1%    |
| Spain National Anti-Doping Agency                            | 36      | 1      | -   | -       | -      | -   | -       | -      | -   | -       | -      | -   | 36      | 1%    |
| Spanish Volleyball Federation                                | -       | -      | -   | 36      | -      | -   | -       | -      | -   | -       | -      | -   | 36      | 1%    |
| Luxembourg NADO  | 34      | -      | -   | -       | -      | -   | -       | -      | -   | -       | -      | -   | 34      | 1%    |
| Anti Doping Authority the Netherlands                        | 30      | -      | -   | -       | -      | -   | -       | -      | -   | -       | -      | -   | 30      | 1%    |
| National Anti-Doping Agency Austria GmbH                     | -       | -      | -   | 29      | 2      | -   | -       | -      | -   | -       | -      | -   | 29      | 1%    |
| Anti-Doping Agency of Serbia                                 | 28      | -      | -   | -       | -      | -   | -       | -      | -   | -       | -      | -   | 28      | 1%    |
| Cyprus Anti-Doping Authority                                 | 28      | -      | 1   | -       | -      | -   | -       | -      | -   | -       | -      | -   | 28      | 1%    |
| Confederation Africaine de Volleyball                        | 26      | -      | -   | -       | -      | -   | -       | -      | -   | -       | -      | -   | 26      | 1%    |
| Egypt National Anti-doping Organization                      | -       | -      | -   | 25      | -      | -   | -       | -      | -   | -       | -      | -   | 25      | 1%    |
| Deutscher Volleyball-Verband                                 | 24      | -      | -   | -       | -      | -   | -       | -      | -   | -       | -      | -   | 24      | 1%    |
| Saudi Arabian Antidoping Committee                           | 18      | -      | -   | 5       | -      | -   | -       | -      | -   | -       | -      | -   | 23      | 1%    |
| Chinese Taipei Anti-Doping Agency                            | -       | -      | -   | 22      | -      | -   | -       | -      | -   | -       | -      | -   | 22      | 1%    |
| Anti-Doping Centre Bulgaria                                  | 16      | -      | -   | 5       | -      | -   | -       | -      | -   | -       | -      | -   | 21      | 0.5%  |
| Agency for Anti-Doping Control of Bosnia and Herzegovina     | 19      | -      | -   | 1       | -      | -   | -       | -      | -   | -       | -      | -   | 20      | 0.5%  |
| Iran National Anti-Doping Organization                       | 20      | -      | -   | -       | -      | -   | -       | -      | -   | -       | -      | -   | 20      | 0.5%  |
| International Committee of Mediterranean Games               | 16      | -      | -   | -       | -      | -   | -       | -      | -   | -       | -      | -   | 16      | 0.4%  |
| Bahrain Anti-Doping Committee                                | 13      | 1      | -   | -       | -      | -   | -       | -      | -   | -       | -      | -   | 13      | 0.3%  |
| Magyar Antidopping Csoport - HUNADO                          | 12      | -      | -   | -       | -      | -   | -       | -      | -   | -       | -      | -   | 12      | 0.3%  |
| Jordan Anti-doping Organization                              | -       | -      | -   | 12      | -      | -   | -       | -      | -   | -       | -      | -   | 12      | 0.3%  |
| Oceania Regional Anti-Doping Organization                    | 8       | -      | -   | 4       | -      | -   | -       | -      | -   | -       | -      | -   | 12      | 0.3%  |
| Union Sportive des Polices d'Europe                          | 12      | -      | -   | -       | -      | -   | -       | -      | -   | -       | -      | -   | 12      | 0.3%  |
| South American Volleyball Confederation                      | 11      | -      | -   | -       | -      | -   | -       | -      | -   | -       | -      | -   | 11      | 0.3%  |
| Caribbean Regional Anti-Doping Organization                  | -       | -      | -   | 10      | -      | -   | -       | -      | -   | -       | -      | -   | 10      | 0.2%  |
| Anti-Doping department of State Sports Medicine Centre       | 4       | -      | -   | 6       | -      | -   | -       | -      | -   | -       | -      | -   | 10      | 0.2%  |
| Canadian Centre for Ethics in Sport                          | 6       | -      | -   | 3       | -      | -   | -       | -      | -   | -       | -      | -   | 9       | 0.2%  |
| Gulf States and Yemen RADO                                   | 9       | -      | -   | -       | -      | -   | -       | -      | -   | -       | -      | -   | 9       | 0.2%  |
| Costa Rica NADO  | -       | -      | -   | 8       | -      | -   | -       | -      | -   | -       | -      | -   | 8       | 0.2%  |
| Jamaica Anti-Doping Commission                               | 6       | -      | -   | 2       | -      | -   | -       | -      | -   | -       | -      | -   | 8       | 0.2%  |
| Organización Deportiva Centroamericana y Caribeña            | 8       | -      | -   | -       | -      | -   | -       | -      | -   | -       | -      | -   | 8       | 0.2%  |
| South East Asian Games Federation                            | 8       | -      | -   | -       | -      | -   | -       | -      | -   | -       | -      | -   | 8       | 0.2%  |
| Botswana Olympic Committee                                   | 6       | -      | -   | -       | -      | -   | -       | -      | -   | -       | -      | -   | 6       | 0.1%  |
| New Caledonia NADO   | 6       | -      | -   | -       | -      | -   | -       | -      | -   | -       | -      | -   | 6       | 0.1%  |
| South American Sports Organization                           | 6       | -      | -   | -       | -      | -   | -       | -      | -   | -       | -      | -   | 6       | 0.1%  |
| North Central America and Caribbean Volleyball Confederation | 5       | -      | -   | -       | -      | -   | -       | -      | -   | -       | -      | -   | 5       | 0.1%  |
| Organisation Deportiva Bolivariana                           | 5       | -      | -   | -       | -      | -   | -       | -      | -   | -       | -      | -   | 5       | 0.1%  |
| Deutsches Polizeisport Kuratorium                            | -       | -      | -   | 4       | -      | -   | -       | -      | -   | -       | -      | -   | 4       | 0.1%  |
| East Asian Games Association                                 | 4       | -      | -   | -       | -      | -   | -       | -      | -   | -       | -      | -   | 4       | 0.1%  |
| Indonesian Anti-Doping Agency                                | 4       | -      | -   | -       | -      | -   | -       | -      | -   | -       | -      | -   | 4       | 0.1%  |
| National Olympic and Sports Association of Iceland           | -       | -      | -   | 4       | -      | -   | -       | -      | -   | -       | -      | -   | 4       | 0.1%  |
| Kazakhstan Volleyball Federation                             | -       | -      | -   | 4       | -      | -   | -       | -      | -   | -       | -      | -   | 4       | 0.1%  |
| Kuwait Anti-Doping Committee                                 | 4       | -      | 1   | -       | -      | -   | -       | -      | -   | -       | -      | -   | 4       | 0.1%  |
| Anti-Doping Commission of Malta                              | 4       | -      | -   | -       | -      | -   | -       | -      | -   | -       | -      | -   | 4       | 0.1%  |
| University Sport Board of Thailand                           | 4       | -      | -   | -       | -      | -   | -       | -      | -   | -       | -      | -   | 4       | 0.1%  |
| Africa Zone II & III   | 2       | -      | -   | -       | -      | -   | -       | -      | -   | -       | -      | -   | 2       | 0.0%  |
| Africa Zone IV   | 2       | -      | -   | -       | -      | -   | -       | -      | -   | -       | -      | -   | 2       | 0.05% |
| Andorra National Anti-Doping Commission                      | -       | -      | -   | 2       | -      | -   | -       | -      | -   | -       | -      | -   | 2       | 0.05% |

**2013 Anti-Doping Testing Figures**  
**Samples Analyzed and Reported by Accredited Laboratories in ADAMS**

**Table 49: Olympic Sport - Volleyball**

| Testing Authority (TA)  | Urine   |     |     |         |     |     | Blood   |     |     |         |     |     | Total   |      |       |
|---|---------|-----|-----|---------|-----|-----|---------|-----|-----|---------|-----|-----|---------|------|-------|
|   | IC      |     |     | OOC     |     |     | IC      |     |     | OOC     |     |     | Samples | %    |       |
|   | Samples | ATF | AAF | Samples | ATF | AAF | Samples | ATF | AAF | Samples | ATF | AAF |         |      |       |
| Israeli NADO  | -       | -   | -   | 2       | -   | -   | -       | -   | -   | -       | -   | -   | -       | 2    | 0.05% |
| Myanmar National Anti-Doping Organization                     | -       | -   | -   | 2       | -   | -   | -       | -   | -   | -       | -   | -   | -       | 2    | 0.05% |
| Central Asia RADO   | -       | -   | -   | 2       | -   | -   | -       | -   | -   | -       | -   | -   | -       | 2    | 0.05% |
| Comitato Permanente Antidoping                                | -       | -   | -   | 2       | -   | -   | -       | -   | -   | -       | -   | -   | -       | 2    | 0.05% |
| 2013 WMG Organizing Committee                                 | 2       | -   | -   | -       | -   | -   | -       | -   | -   | -       | -   | -   | -       | 2    | 0.05% |
| Australian Sports Anti-Doping Authority                       | -       | -   | -   | 1       | -   | -   | -       | -   | -   | -       | -   | -   | -       | 1    | 0.02% |
| Libyan Olympic Committee                                      | -       | -   | -   | 1       | -   | -   | -       | -   | -   | -       | -   | -   | -       | 1    | 0.02% |
| Confédération Sportive Internationale Travailleuse et Amateur | 1       | -   | -   | -       | -   | -   | -       | -   | -   | -       | -   | -   | -       | 1    | 0.02% |
| Guatemala NADO  | 1       | -   | -   | -       | -   | -   | -       | -   | -   | -       | -   | -   | -       | 1    | 0.02% |
| Hong Kong Anti-Doping Committee                               | -       | -   | -   | 1       | -   | -   | -       | -   | -   | -       | -   | -   | -       | 1    | 0.02% |
| National Anti Doping Agency Belize                            | -       | -   | -   | 1       | -   | -   | -       | -   | -   | -       | -   | -   | -       | 1    | 0.02% |
|   | 2635    | 14  | 17  | 1694    | 25  | 3   | -       | -   | -   | 46      | -   | -   | -       | 4375 |       |

**Table 50: Olympic Sport - Weightlifting**

| Testing Authority (TA)  | Urine   |        |     |         |        |     | Blood   |        |     |         |        |     | Total   |      |
|---|---------|--------|-----|---------|--------|-----|---------|--------|-----|---------|--------|-----|---------|------|
|   | Samples | IC ATF | AAF | Samples | IC ATF | AAF | Samples | IC ATF | AAF | Samples | IC ATF | AAF | Samples | %    |
| International Weightlifting Federation  | 1302    | 1      | 62  | 630     | -      | 41  | -       | -      | -   | 5       | -      | -   | 1937    | 23%  |
| Chinese Anti-Doping Agency  | 273     | -      | -   | 773     | -      | 2   | -       | -      | -   | 29      | -      | -   | 1075    | 13%  |
| National Anti Doping Agency - India   | 408     | 1      | 18  | 254     | -      | 1   | 42      | -      | -   | 31      | -      | -   | 735     | 8.6% |
| Russian National Anti-Doping Organization                                     | 302     | 11     | 18  | 206     | 8      | 5   | -       | -      | -   | -       | -      | -   | 508     | 5.9% |
| United States Anti-Doping Agency  | 169     | -      | 8   | 151     | 1      | 1   | -       | -      | -   | 8       | -      | -   | 328     | 3.8% |
| Turkish NOC Anti-Doping Commission  | 222     | -      | 26  | 91      | 1      | 21  | -       | -      | -   | -       | -      | -   | 313     | 3.7% |
| Poland Commission against Doping in Sports                                    | 140     | -      | 10  | 131     | 1      | 1   | -       | -      | -   | 5       | -      | -   | 276     | 3.2% |
| Federation Francaise d'Halterophilie Musculation Force Athletique et Culturis | 157     | 1      | 7   | 82      | -      | 5   | -       | -      | -   | 8       | -      | -   | 247     | 2.9% |
| German National Anti-Doping Agency  | 39      | -      | 3   | 173     | -      | -   | -       | -      | -   | 11      | -      | -   | 223     | 2.6% |
| Japan Anti-Doping Agency  | 73      | -      | -   | 122     | -      | -   | -       | -      | -   | -       | -      | -   | 195     | 2.3% |
| Australian Sports Anti-Doping Authority                                       | 49      | -      | 1   | 111     | -      | -   | -       | -      | -   | 18      | -      | -   | 178     | 2.1% |
| Romanian National Anti-Doping Agency  | 106     | 1      | -   | 40      | 1      | -   | 3       | -      | -   | -       | -      | -   | 149     | 1.7% |
| UK Anti-Doping  | 40      | -      | -   | 46      | -      | 1   | 44      | -      | -   | 12      | -      | -   | 142     | 1.7% |
| Korean Anti-Doping Agency   | 28      | -      | -   | 93      | 1      | 1   | -       | -      | -   | -       | -      | -   | 121     | 1.4% |
| Cuba National Anti-Doping Agency  | 27      | -      | -   | 63      | -      | -   | -       | -      | -   | 25      | -      | -   | 115     | 1.3% |
| Kazakhstan National Anti-Doping Centre  | -       | -      | -   | 112     | 1      | 2   | -       | -      | -   | -       | -      | -   | 112     | 1.3% |
| Sports Authority of Thailand  | 66      | -      | -   | 34      | -      | -   | -       | -      | -   | -       | -      | -   | 100     | 1.2% |
| Kazakhstan Weightlifting Federation   | 57      | -      | 2   | 39      | -      | -   | -       | -      | -   | -       | -      | -   | 96      | 1.1% |
| Comision Nacional de Cultura Fisica y Deporte Mexico                          | 45      | 2      | 13  | 37      | 3      | 1   | -       | -      | -   | -       | -      | -   | 82      | 1.0% |
| Finnish Anti-Doping Agency  | 34      | -      | -   | 38      | 2      | -   | -       | -      | -   | 5       | -      | -   | 77      | 0.9% |
| Anti-Doping Norway  | 40      | 1      | -   | 35      | 1      | -   | -       | -      | -   | -       | -      | -   | 75      | 0.9% |
| Chile National Anti-Doping Commission   | 9       | 1      | -   | 65      | 2      | 1   | -       | -      | -   | -       | -      | -   | 74      | 0.9% |
| Venezuela NADO  | 24      | -      | -   | 49      | -      | -   | -       | -      | -   | -       | -      | -   | 73      | 0.9% |
| Hellenic National Council for Combatting Doping                               | 45      | 1      | -   | 24      | 2      | -   | -       | -      | -   | -       | -      | -   | 69      | 0.8% |
| Swedish Sports Confederation Anti-Doping Group                                | 17      | 1      | -   | 33      | 1      | -   | -       | -      | -   | 6       | -      | -   | 56      | 0.7% |
| National Anti-Doping Agency Austria GmbH                                      | 32      | -      | 1   | 20      | -      | -   | -       | -      | -   | -       | -      | -   | 52      | 0.6% |
| Comitato Olimpico Nazionale Italiano  | 41      | -      | 1   | 5       | -      | -   | -       | -      | -   | 5       | -      | -   | 51      | 0.6% |
| Czech Anti-Doping Committee   | 27      | -      | -   | 15      | -      | 1   | -       | -      | -   | 8       | -      | -   | 50      | 0.6% |
| Anti-Doping Centre Bulgaria   | 26      | -      | -   | 23      | -      | -   | -       | -      | -   | -       | -      | -   | 49      | 0.6% |
| European Masters Weightlifting Committee                                      | 45      | -      | 3   | -       | -      | -   | -       | -      | -   | -       | -      | -   | 45      | 0.5% |
| Antidoping Switzerland  | 31      | -      | -   | 14      | -      | 1   | -       | -      | -   | -       | -      | -   | 45      | 0.5% |
| Thailand Weightlifting Federation   | 30      | -      | -   | 15      | -      | 1   | -       | -      | -   | -       | -      | -   | 45      | 0.5% |
| Weightlifting federation of Spain   | 9       | -      | -   | 35      | -      | -   | -       | -      | -   | -       | -      | -   | 44      | 0.5% |
| International Committee of Mediterranean Games                                | 44      | -      | 1   | -       | -      | -   | -       | -      | -   | -       | -      | -   | 44      | 0.5% |
| Anti Doping Denmark   | 21      | -      | 2   | 20      | 1      | -   | -       | -      | -   | -       | -      | -   | 41      | 0.5% |
| Canadian Centre for Ethics in Sport   | 11      | -      | 1   | 29      | -      | -   | -       | -      | -   | -       | -      | -   | 40      | 0.5% |
| Saudi Arabian Antidoping Committee  | 23      | -      | -   | 16      | -      | 1   | -       | -      | -   | -       | -      | -   | 39      | 0.5% |
| Chinese Taipei Anti-Doping Agency   | 2       | -      | -   | 36      | -      | -   | -       | -      | -   | -       | -      | -   | 38      | 0.4% |
| Egypt National Anti-doping Organization                                       | 3       | -      | 1   | 28      | -      | 1   | -       | -      | -   | -       | -      | -   | 31      | 0.4% |
| Drug Free Sport New Zealand   | 8       | -      | -   | 20      | -      | -   | -       | -      | -   | -       | -      | -   | 28      | 0.3% |
| Magyar Antidopping Csoport - HUNADO   | 11      | -      | -   | 17      | -      | -   | -       | -      | -   | -       | -      | -   | 28      | 0.3% |
| Spain National Anti-Doping Agency   | 20      | -      | 1   | 4       | -      | -   | -       | -      | -   | -       | -      | -   | 24      | 0.3% |
| Nigerian Weightlifting Federation   | -       | -      | -   | 23      | -      | 6   | -       | -      | -   | -       | -      | -   | 23      | 0.3% |
| Anti Doping Authority the Netherlands   | 20      | -      | 1   | 1       | -      | -   | -       | -      | -   | -       | -      | -   | 21      | 0.2% |
| South East Asian Games Federation   | 21      | -      | -   | -       | -      | -   | -       | -      | -   | -       | -      | -   | 21      | 0.2% |
| Agency for Anti-Doping Control of Bosnia and Herzegovina                      | 15      | -      | -   | 5       | -      | -   | -       | -      | -   | -       | -      | -   | 20      | 0.2% |
| Libyan Olympic Committee  | -       | -      | -   | 20      | -      | 2   | -       | -      | -   | -       | -      | -   | 20      | 0.2% |
| French Community of Belgium NADO  | 18      | -      | 1   | -       | -      | -   | -       | -      | -   | -       | -      | -   | 18      | 0.2% |
| Lithuanian Anti-Doping Agency   | 2       | -      | -   | 16      | -      | -   | -       | -      | -   | -       | -      | -   | 18      | 0.2% |
| Oceania Regional Anti-Doping Organization                                     | 8       | -      | -   | 8       | -      | -   | -       | -      | -   | -       | -      | -   | 16      | 0.2% |
| Slovak Anti-Doping Agency   | -       | -      | -   | 16      | -      | -   | -       | -      | -   | -       | -      | -   | 16      | 0.2% |
| Anti-Doping Agency of Serbia  | 10      | -      | -   | 5       | -      | -   | -       | -      | -   | -       | -      | -   | 15      | 0.2% |
| Olympic Committee – Puerto Rico   | 15      | -      | 5   | -       | -      | -   | -       | -      | -   | -       | -      | -   | 15      | 0.2% |
| Olympic Council of Asia   | 14      | -      | -   | -       | -      | -   | -       | -      | -   | -       | -      | -   | 14      | 0.2% |
| Brazilian Paralympic Committee  | 13      | -      | -   | -       | -      | -   | -       | -      | -   | -       | -      | -   | 13      | 0.2% |
| Indonesian Anti-Doping Agency   | 13      | -      | -   | -       | -      | -   | -       | -      | -   | -       | -      | -   | 13      | 0.2% |
| Belarus National Anti-Doping Agency   | -       | -      | -   | 12      | -      | -   | -       | -      | -   | -       | -      | -   | 12      | 0.1% |
| Federation Sportive et Gymnique du Travail                                    | 12      | -      | -   | -       | -      | -   | -       | -      | -   | -       | -      | -   | 12      | 0.1% |
| Georgian Anti-Doping Agency   | 3       | -      | -   | 9       | -      | 2   | -       | -      | -   | -       | -      | -   | 12      | 0.1% |
| East Asian Games Association  | 10      | -      | -   | -       | -      | -   | -       | -      | -   | -       | -      | -   | 10      | 0.1% |
| National Olympic and Sports Association of Iceland                            | 6       | -      | -   | 4       | 1      | -   | -       | -      | -   | -       | -      | -   | 10      | 0.1% |
| Jordan Anti-doping Organization   | -       | -      | -   | 10      | -      | -   | -       | -      | -   | -       | -      | -   | 10      | 0.1% |
| New Caledonia NADO  | -       | -      | -   | 10      | -      | -   | -       | -      | -   | -       | -      | -   | 10      | 0.1% |
| Organización Deportiva Centroamericana y Caribeña                             | 10      | -      | 1   | -       | -      | -   | -       | -      | -   | -       | -      | -   | 10      | 0.1% |
| World Anti-Doping Agency  | -       | -      | -   | 5       | -      | -   | -       | -      | -   | 5       | -      | -   | 10      | 0.1% |
| Italian Ministry of Health Department   | 9       | -      | 1   | -       | -      | -   | -       | -      | -   | -       | -      | -   | 9       | 0.1% |
| Hong Kong Anti-Doping Committee   | 4       | -      | -   | 4       | -      | -   | -       | -      | -   | 1       | -      | -   | 9       | 0.1% |
| South African Institute for Drug-Free Sport                                   | 6       | -      | -   | 3       | -      | -   | -       | -      | -   | -       | -      | -   | 9       | 0.1% |
| NADO Algérienne   | -       | -      | -   | 8       | -      | -   | -       | -      | -   | -       | -      | -   | 8       | 0.1% |
| Cyprus Anti-Doping Authority  | 8       | -      | -   | -       | -      | -   | -       | -      | -   | -       | -      | -   | 8       | 0.1% |
| NADO Flanders   | 6       | -      | -   | 2       | -      | -   | -       | -      | -   | -       | -      | -   | 8       | 0.1% |
| Albania Ministry of Tourism Culture Youth and Sports                          | 6       | -      | -   | 1       | -      | -   | -       | -      | -   | -       | -      | -   | 7       | 0.1% |
| South American Sports Drug Agency   | 7       | 1      | 1   | -       | -      | -   | -       | -      | -   | -       | -      | -   | 7       | 0.1% |
| University Sport Board of Thailand  | 7       | -      | -   | -       | -      | -   | -       | -      | -   | -       | -      | -   | 7       | 0.1% |
| Fédération Française de Sport Universitaire                                   | 6       | -      | -   | -       | -      | -   | -       | -      | -   | -       | -      | -   | 6       | 0.1% |
| Anti-Doping Commission of Malta   | 6       | -      | -   | -       | -      | -   | -       | -      | -   | -       | -      | -   | 6       | 0.1% |
| Qatar National Antidoping Committee   | 6       | -      | -   | -       | -      | -   | -       | -      | -   | -       | -      | -   | 6       | 0.1% |
| Kuwait Anti-Doping Committee  | 3       | -      | -   | 2       | -      | -   | -       | -      | -   | -       | -      | -   | 5       | 0.1% |
| Myanmar National Anti-Doping Organization                                     | -       | -      | -   | 5       | -      | -   | -       | -      | -   | -       | -      | -   | 5       | 0.1% |
| United Arab Emirates National Anti-doping Committee                           | -       | -      | -   | 5       | -      | -   | -       | -      | -   | -       | -      | -   | 5       | 0.1% |

**2013 Anti-Doping Testing Figures**  
*Samples Analyzed and Reported by Accredited Laboratories in ADAMS*

**Table 50: Olympic Sport - Weightlifting - continued**

| Testing Authority (TA)                                 | Urine         |     |     |               |     |     | Blood         |     |     |               |     |     | Total   |       |
|--|---------------|-----|-----|---------------|-----|-----|---------------|-----|-----|---------------|-----|-----|---------|-------|
|  | IC<br>Samples | ATF | AAF | IC<br>Samples | ATF | AAF | IC<br>Samples | ATF | AAF | IC<br>Samples | ATF | AAF | Samples | %     |
| Croatian Institute for Toxicology and Antidoping       | 4             | -   | -   | -             | -   | -   | -             | -   | -   | -             | -   | -   | 4       | 0.05% |
| Colombian NADO   | -             | -   | -   | 4             | -   | -   | -             | -   | -   | -             | -   | -   | 4       | 0.05% |
| Estonian Anti-Doping Agency                            | 2             | -   | -   | 2             | -   | -   | -             | -   | -   | -             | -   | -   | 4       | 0.05% |
| Eastern Europe RADO                                    | -             | -   | -   | 4             | -   | -   | -             | -   | -   | -             | -   | -   | 4       | 0.05% |
| Guatemala NADO   | 4             | -   | -   | -             | -   | -   | -             | -   | -   | -             | -   | -   | 4       | 0.05% |
| Irish Sports Council                                   | 4             | -   | -   | -             | -   | -   | -             | -   | -   | -             | -   | -   | 4       | 0.05% |
| Pakistan Weightlifting Federation                      | -             | -   | -   | 4             | -   | -   | -             | -   | -   | -             | -   | -   | 4       | 0.05% |
| Puerto Rico Anti-Doping Organization                   | 4             | -   | -   | -             | -   | -   | -             | -   | -   | -             | -   | -   | 4       | 0.05% |
| Anti-Doping Singapore                                  | -             | -   | -   | 3             | -   | -   | -             | -   | -   | -             | -   | -   | 3       | 0.04% |
| Brazilian Weightlifting Confederation                  | 3             | -   | -   | -             | -   | -   | -             | -   | -   | -             | -   | -   | 3       | 0.04% |
| Ministry of Youth and Sports Anti-doping Unit          | -             | -   | -   | 3             | -   | -   | -             | -   | -   | -             | -   | -   | 3       | 0.04% |
| Central Asia RADO                                      | -             | -   | -   | 3             | -   | -   | -             | -   | -   | -             | -   | -   | 3       | 0.04% |
| Sri Lanka Weightlifting Federation                     | 3             | -   | -   | -             | -   | -   | -             | -   | -   | -             | -   | -   | 3       | 0.04% |
| USA Weightlifting Federation                           | 3             | -   | -   | -             | -   | -   | -             | -   | -   | -             | -   | -   | 3       | 0.04% |
| Caribbean Regional Anti-Doping Organization            | -             | -   | -   | 2             | -   | -   | -             | -   | -   | -             | -   | -   | 2       | 0.02% |
| Costa Rica NADO  | 2             | -   | -   | -             | -   | -   | -             | -   | -   | -             | -   | -   | 2       | 0.02% |
| West Asia RADO   | -             | -   | -   | 2             | -   | -   | -             | -   | -   | -             | -   | -   | 2       | 0.02% |
| Anti-Doping Agency of Malaysia                         | -             | -   | -   | 1             | -   | -   | -             | -   | -   | -             | -   | -   | 1       | 0.01% |
| International University Sport Federation              | -             | -   | -   | -             | -   | -   | 1             | -   | -   | -             | -   | -   | 1       | 0.01% |
| Anti-Doping department of State Sports Medicine Centre | -             | -   | -   | 1             | -   | -   | -             | -   | -   | -             | -   | -   | 1       | 0.01% |
|  | 4349          | 22  | 189 | 3932          | 27  | 98  | 90            | -   | -   | 182           | -   | -   | 8553    |       |

**Table 51: Olympic Sport - Wrestling**

| Testing Authority (TA)  | Urine |     |     |      |     |     | Blood |     |     |    |     |     | Total   |       |
|---|-------|-----|-----|------|-----|-----|-------|-----|-----|----|-----|-----|---------|-------|
|   | IC    | ATF | AAF | IC   | ATF | AAF | IC    | ATF | AAF | IC | ATF | AAF | Samples | %     |
| Russian National Anti-Doping Organization                     | 384   | 6   | 18  | 267  | 3   | 3   | -     | -   | -   | -  | -   | -   | 651     | 15%   |
| Chinese Anti-Doping Agency                                    | 225   | 1   | -   | 275  | -   | 2   | -     | -   | -   | 2  | -   | -   | 502     | 12%   |
| International Federation of Associated Wrestling Styles       | 451   | 3   | 7   | 45   | 3   | -   | -     | -   | -   | -  | -   | -   | 496     | 11%   |
| National Anti Doping Agency -India                            | 158   | -   | 7   | 74   | -   | 1   | -     | -   | -   | 39 | -   | -   | 271     | 6%    |
| Kazakhstan National Anti-Doping Centre                        | 15    | -   | 1   | 240  | -   | 1   | -     | -   | -   | -  | -   | -   | 255     | 6%    |
| Turkish NOC Anti-Doping Commission                            | 196   | -   | 17  | 19   | -   | 7   | -     | -   | -   | -  | -   | -   | 215     | 5%    |
| Japan Anti-Doping Agency                                      | 98    | -   | -   | 69   | -   | -   | -     | -   | -   | -  | -   | -   | 167     | 4%    |
| Poland Commission against Doping in Sports                    | 35    | 1   | -   | 99   | 1   | -   | -     | -   | -   | 4  | -   | -   | 138     | 3%    |
| Romanian National Anti-Doping Agency                          | 44    | -   | -   | 63   | -   | -   | -     | -   | -   | 5  | -   | -   | 112     | 3%    |
| United States Anti-Doping Agency                              | 40    | -   | 2   | 70   | 1   | -   | -     | -   | -   | -  | -   | -   | 110     | 3%    |
| Cuba National Anti-Doping Agency                              | -     | -   | -   | 89   | -   | -   | -     | -   | -   | -  | -   | -   | 89      | 2%    |
| Swedish Sports Confederation Anti-Doping Group                | 35    | -   | 1   | 45   | -   | -   | -     | -   | -   | -  | -   | -   | 80      | 2%    |
| Canadian Centre for Ethics in Sport                           | 31    | -   | 2   | 42   | -   | -   | -     | -   | -   | -  | -   | -   | 73      | 2%    |
| Korean Anti-Doping Agency                                     | 29    | -   | -   | 43   | 2   | -   | -     | -   | -   | -  | -   | -   | 72      | 2%    |
| Finnish Anti-Doping Agency                                    | 22    | -   | 1   | 49   | 3   | -   | -     | -   | -   | -  | -   | -   | 71      | 2%    |
| Anti-Doping Centre Bulgaria                                   | 38    | -   | 4   | 27   | -   | 1   | -     | -   | -   | -  | -   | -   | 65      | 2%    |
| Comision Nacional de Cultura Fisica y Deporte Mexico          | 59    | -   | -   | -    | -   | -   | -     | -   | -   | -  | -   | -   | 59      | 1%    |
| Anti-Doping Norway  | 20    | -   | -   | 33   | 3   | -   | -     | -   | -   | 5  | -   | -   | 58      | 1%    |
| Magyar Antidopping Csoport - HUNADO                           | 18    | 1   | -   | 31   | -   | -   | -     | -   | -   | 2  | -   | -   | 51      | 1%    |
| UK Anti-Doping  | 19    | -   | 2   | 20   | -   | -   | 7     | -   | -   | 2  | -   | -   | 48      | 1%    |
| Deutscher Ringer-Bund   | 47    | -   | 1   | -    | -   | -   | -     | -   | -   | -  | -   | -   | 47      | 1%    |
| German National Anti-Doping Agency                            | 4     | -   | -   | 42   | -   | -   | -     | -   | -   | -  | -   | -   | 46      | 1%    |
| Antidoping Switzerland  | 19    | -   | -   | 26   | -   | -   | -     | -   | -   | -  | -   | -   | 45      | 1%    |
| Federation Francaise de Lutte                                 | 30    | -   | -   | 9    | -   | -   | -     | -   | -   | 2  | -   | -   | 41      | 1%    |
| Georgian Anti-Doping Agency                                   | 21    | -   | -   | 15   | -   | -   | -     | -   | -   | -  | -   | -   | 36      | 1%    |
| South East Asian Games Federation                             | 36    | -   | -   | -    | -   | -   | -     | -   | -   | -  | -   | -   | 36      | 1%    |
| Czech Anti-Doping Committee                                   | 22    | -   | -   | 13   | -   | -   | -     | -   | -   | -  | -   | -   | 35      | 1%    |
| Iran National Anti-Doping Organization                        | 31    | -   | 3   | 1    | -   | 1   | -     | -   | -   | -  | -   | -   | 32      | 1%    |
| Spanish Federation of Olympic Wrestling and associated sports | 22    | -   | -   | 5    | -   | -   | -     | -   | -   | -  | -   | -   | 27      | 1%    |
| Comitato Olimpico Nazionale Italiano                          | 19    | -   | -   | 2    | -   | -   | -     | -   | -   | -  | -   | -   | 21      | 0.5%  |
| Mongolian National Olympic Committee                          | 21    | -   | -   | -    | -   | -   | -     | -   | -   | -  | -   | -   | 21      | 0.5%  |
| Sports Authority of Thailand                                  | 5     | -   | -   | 15   | -   | -   | -     | -   | -   | -  | -   | -   | 20      | 0.5%  |
| Egypt National Anti-doping Organization                       | -     | -   | -   | 19   | -   | 3   | -     | -   | -   | -  | -   | -   | 19      | 0.4%  |
| International Committee of Mediterranean Games                | 19    | -   | -   | -    | -   | -   | -     | -   | -   | -  | -   | -   | 19      | 0.4%  |
| Comité International des Jeux de la Francophonie              | 18    | -   | -   | -    | -   | -   | -     | -   | -   | -  | -   | -   | 18      | 0.4%  |
| Anti Doping Authority the Netherlands                         | 4     | -   | 1   | 13   | -   | -   | -     | -   | -   | -  | -   | -   | 17      | 0.4%  |
| Africa Zone II & III  | 17    | 2   | 1   | -    | -   | -   | -     | -   | -   | -  | -   | -   | 17      | 0.4%  |
| Australian Sports Anti-Doping Authority                       | 16    | -   | 1   | 1    | -   | -   | -     | -   | -   | -  | -   | -   | 17      | 0.4%  |
| Mongolia National Anti-Doping Organization                    | 16    | -   | -   | -    | -   | -   | -     | -   | -   | -  | -   | -   | 16      | 0.4%  |
| Venezuela NADO  | 12    | -   | -   | 4    | -   | -   | -     | -   | -   | -  | -   | -   | 16      | 0.4%  |
| Saudi Arabian Antidoping Committee                            | 14    | -   | 1   | -    | -   | -   | -     | -   | -   | -  | -   | -   | 14      | 0.3%  |
| Anti-Doping Agency of Serbia                                  | 12    | -   | -   | -    | -   | -   | -     | -   | -   | -  | -   | -   | 12      | 0.3%  |
| Autoridade Antidopagem de Portugal                            | 11    | -   | -   | 1    | -   | -   | -     | -   | -   | -  | -   | -   | 12      | 0.3%  |
| National Anti-Doping Agency Austria GmbH                      | -     | -   | -   | 12   | -   | -   | -     | -   | -   | -  | -   | -   | 12      | 0.3%  |
| Qatar National Antidoping Committee                           | -     | -   | -   | 12   | -   | -   | -     | -   | -   | -  | -   | -   | 12      | 0.3%  |
| Belarus National Anti-Doping Agency                           | -     | -   | -   | 11   | 1   | 4   | -     | -   | -   | -  | -   | -   | 11      | 0.3%  |
| Africa Zone IV  | 10    | -   | -   | -    | -   | -   | -     | -   | -   | -  | -   | -   | 10      | 0.2%  |
| Niger Organisation Nationale Antidopage                       | 10    | 1   | 1   | -    | -   | -   | -     | -   | -   | -  | -   | -   | 10      | 0.2%  |
| Central Asia RADO   | -     | -   | -   | 10   | 1   | 1   | -     | -   | -   | -  | -   | -   | 10      | 0.2%  |
| SportAccord Event Organiser                                   | 10    | -   | -   | -    | -   | -   | -     | -   | -   | -  | -   | -   | 10      | 0.2%  |
| Anti Doping Denmark   | 4     | -   | -   | 5    | 1   | -   | -     | -   | -   | -  | -   | -   | 9       | 0.2%  |
| Conseil International des Sports Militaires                   | 8     | -   | 1   | -    | -   | -   | -     | -   | -   | -  | -   | -   | 8       | 0.2%  |
| Croatian Institute for Toxicology and Antidoping              | -     | -   | -   | 7    | -   | -   | -     | -   | -   | -  | -   | -   | 7       | 0.2%  |
| Slovak Anti-Doping Agency                                     | -     | -   | -   | 7    | -   | -   | -     | -   | -   | -  | -   | -   | 7       | 0.2%  |
| Organización Deportiva Centroamericana y Caribeña             | 6     | -   | -   | -    | -   | -   | -     | -   | -   | -  | -   | -   | 6       | 0.1%  |
| Estonian Anti-Doping Agency                                   | 2     | -   | -   | 3    | 1   | -   | -     | -   | -   | -  | -   | -   | 5       | 0.1%  |
| Federacion Mexicana de Luchas asociadas A.C.                  | 5     | -   | 4   | -    | -   | -   | -     | -   | -   | -  | -   | -   | 5       | 0.1%  |
| Myanmar National Anti-Doping Organization                     | -     | -   | -   | 5    | -   | -   | -     | -   | -   | -  | -   | -   | 5       | 0.1%  |
| Cyprus Anti-Doping Authority                                  | 4     | -   | -   | -    | -   | -   | -     | -   | -   | -  | -   | -   | 4       | 0.1%  |
| Anti-Doping department of State Sports Medicine Centre        | 2     | -   | -   | 2    | -   | 1   | -     | -   | -   | -  | -   | -   | 4       | 0.1%  |
| Organisation Deportiva Bolivariana                            | 4     | -   | -   | -    | -   | -   | -     | -   | -   | -  | -   | -   | 4       | 0.1%  |
| Anti-Doping Singapore   | -     | -   | -   | 3    | -   | -   | -     | -   | -   | -  | -   | -   | 3       | 0.1%  |
| Africa Zone I   | -     | -   | -   | 3    | -   | -   | -     | -   | -   | -  | -   | -   | 3       | 0.1%  |
| Drug Free Sport New Zealand                                   | 3     | -   | -   | -    | -   | -   | -     | -   | -   | -  | -   | -   | 3       | 0.1%  |
| Eastern Europe RADO   | -     | -   | -   | 3    | -   | -   | -     | -   | -   | -  | -   | -   | 3       | 0.1%  |
| Chile National Anti-Doping Commission                         | -     | -   | -   | 2    | -   | -   | -     | -   | -   | -  | -   | -   | 2       | 0.05% |
| South American Sports Organization                            | 2     | -   | -   | -    | -   | -   | -     | -   | -   | -  | -   | -   | 2       | 0.05% |
| South East Asia RADO  | -     | -   | -   | 2    | -   | -   | -     | -   | -   | -  | -   | -   | 2       | 0.05% |
| Agency for Anti-Doping Control of Bosnia and Herzegovina      | -     | -   | -   | 1    | -   | -   | -     | -   | -   | -  | -   | -   | 1       | 0.02% |
| Confédération Sportive Internationale Travailiste et Amateur  | 1     | -   | -   | -    | -   | -   | -     | -   | -   | -  | -   | -   | 1       | 0.02% |
| Hellenic National Council for Combatting Doping               | -     | -   | -   | 1    | -   | -   | -     | -   | -   | -  | -   | -   | 1       | 0.02% |
| International University Sport Federation                     | -     | -   | -   | -    | -   | -   | 1     | -   | -   | -  | -   | -   | 1       | 0.02% |
| Lithuanian Anti-Doping Agency                                 | 1     | -   | -   | -    | -   | -   | -     | -   | -   | -  | -   | -   | 1       | 0.02% |
| South African Institute for Drug-Free Sport                   | -     | -   | -   | 1    | -   | -   | -     | -   | -   | -  | -   | -   | 1       | 0.02% |
| World Anti-Doping Agency                                      | -     | -   | -   | 1    | -   | -   | -     | -   | -   | -  | -   | -   | 1       | 0.02% |
|   | 2405  | 15  | 76  | 1857 | 20  | 25  | 8     | 0   | 0   | 61 | 0   | 0   | 4331    |       |

**Table 52: IOC Recognized Sport - Air Sports**

| Testing Authority (TA)                 | Urine      |          |          |             |          |          | Blood      |          |          |             |          |          | Total      |      |
|--|------------|----------|----------|-------------|----------|----------|------------|----------|----------|-------------|----------|----------|------------|------|
|  | IC Samples | ATF      | AAF      | OOO Samples | ATF      | AAF      | IC Samples | ATF      | AAF      | OOO Samples | ATF      | AAF      | Samples    | %    |
| Fédération Française de Parachutisme   | 30         | -        | -        | 16          | -        | -        | -          | -        | -        | -           | -        | -        | 46         | 41%  |
| Fédération Aéronautique Internationale | 16         | -        | -        | 9           | -        | -        | -          | -        | -        | -           | -        | -        | 25         | 22%  |
| German Aero Club (DAEC)                | 12         | -        | -        | -           | -        | -        | -          | -        | -        | -           | -        | -        | 12         | 11%  |
| Sports Authority of Thailand           | -          | -        | -        | 8           | -        | -        | -          | -        | -        | -           | -        | -        | 8          | 7.1% |
| Anti-Doping Norway                     | 6          | 1        | -        | -           | -        | -        | -          | -        | -        | -           | -        | -        | 6          | 5.4% |
| Czech Anti-Doping Committee            | 5          | -        | -        | -           | -        | -        | -          | -        | -        | -           | -        | -        | 5          | 4.5% |
| Comitato Olimpico Nazionale Italiano   | 3          | -        | -        | -           | -        | -        | -          | -        | -        | -           | -        | -        | 3          | 2.7% |
| Autoridade Antidopagem de Portugal     | 2          | -        | -        | -           | -        | -        | -          | -        | -        | -           | -        | -        | 2          | 1.8% |
| Magyar Antidopping Csoport - HUNADO    | -          | -        | -        | 2           | -        | -        | -          | -        | -        | -           | -        | -        | 2          | 1.8% |
| International World Games Association  | 2          | -        | -        | -           | -        | -        | -          | -        | -        | -           | -        | -        | 2          | 1.8% |
| Antidoping Switzerland                 | -          | -        | -        | 1           | -        | -        | -          | -        | -        | -           | -        | -        | 1          | 0.9% |
|  | <b>76</b>  | <b>1</b> | <b>-</b> | <b>36</b>   | <b>-</b> | <b>-</b> | <b>-</b>   | <b>-</b> | <b>-</b> | <b>-</b>    | <b>-</b> | <b>-</b> | <b>112</b> |      |

**Table 53: IOC Recognized Sport - American Football**

| Testing Authority (TA)                               | Urine      |           |           |             |           |           | Blood      |          |          |             |          |          | Total      |      |
|--|------------|-----------|-----------|-------------|-----------|-----------|------------|----------|----------|-------------|----------|----------|------------|------|
|  | IC Samples | ATF       | AAF       | OOO Samples | ATF       | AAF       | IC Samples | ATF      | AAF      | OOO Samples | ATF      | AAF      | Samples    | %    |
| Swedish Sports Confederation Anti-Doping Group       | 44         | 7         | 4         | 95          | 5         | 2         | -          | -        | -        | 3           | -        | -        | 142        | 20%  |
| Finnish Anti-Doping Agency                           | 51         | 5         | -         | 86          | 6         | -         | -          | -        | -        | -           | -        | -        | 137        | 19%  |
| Comite Nacional Antidopaje Mexico                    | 45         | -         | -         | 51          | -         | -         | -          | -        | -        | -           | -        | -        | 96         | 13%  |
| Anti Doping Denmark                                  | 29         | -         | 1         | 46          | 4         | -         | -          | -        | -        | -           | -        | -        | 75         | 10%  |
| Anti-Doping Norway                                   | 30         | 2         | 1         | 24          | 3         | 1         | -          | -        | -        | -           | -        | -        | 54         | 7.5% |
| Antidoping Switzerland                               | 20         | -         | 4         | 20          | -         | -         | -          | -        | -        | 4           | -        | -        | 44         | 6.1% |
| German National Anti-Doping Agency                   | 4          | -         | -         | 29          | -         | -         | -          | -        | -        | 4           | -        | -        | 37         | 5.1% |
| Comision Nacional de Cultura Fisica y Deporte Mexico | 10         | 1         | 9         | 20          | 3         | 17        | -          | -        | -        | -           | -        | -        | 30         | 4.2% |
| International Federation of American Football        | 19         | -         | -         | -           | -         | -         | -          | -        | -        | -           | -        | -        | 19         | 2.6% |
| Czech Anti-Doping Committee                          | 8          | -         | 2         | 5           | -         | -         | -          | -        | -        | -           | -        | -        | 13         | 1.8% |
| Comitato Olimpico Nazionale Italiano                 | 12         | -         | 1         | -           | -         | -         | -          | -        | -        | -           | -        | -        | 12         | 1.7% |
| Italian Ministry of Health Department                | 12         | -         | 1         | -           | -         | -         | -          | -        | -        | -           | -        | -        | 12         | 1.7% |
| European Federation of American Football             | 12         | -         | -         | -           | -         | -         | -          | -        | -        | -           | -        | -        | 12         | 1.7% |
| Federation Française de football Americain           | -          | -         | -         | 12          | -         | -         | -          | -        | -        | -           | -        | -        | 12         | 1.7% |
| Japan Anti-Doping Agency                             | 12         | -         | -         | -           | -         | -         | -          | -        | -        | -           | -        | -        | 12         | 1.7% |
| Magyar Antidopping Csoport - HUNADO                  | 8          | -         | -         | -           | -         | -         | -          | -        | -        | -           | -        | -        | 8          | 1.1% |
| American Football Verband Deutschland                | 6          | -         | -         | -           | -         | -         | -          | -        | -        | -           | -        | -        | 6          | 0.8% |
|  | <b>322</b> | <b>15</b> | <b>23</b> | <b>388</b>  | <b>21</b> | <b>20</b> | <b>-</b>   | <b>-</b> | <b>-</b> | <b>11</b>   | <b>-</b> | <b>-</b> | <b>721</b> |      |

**Table 54: IOC Recognized Sport - Automobile Sports**

| Testing Authority (TA)                         | Urine      |          |           |             |          |          | Blood      |          |          |             |          |          | Total      |      |
|--|------------|----------|-----------|-------------|----------|----------|------------|----------|----------|-------------|----------|----------|------------|------|
|  | IC Samples | ATF      | AAF       | OOO Samples | ATF      | AAF      | IC Samples | ATF      | AAF      | OOO Samples | ATF      | AAF      | Samples    | %    |
| Fédération Internationale de l'Automobile      | 47         | -        | 3         | 9           | -        | -        | -          | -        | -        | -           | -        | -        | 56         | 18%  |
| Federation Francaise Du Sport Automobile       | 54         | -        | 3         | -           | -        | -        | -          | -        | -        | -           | -        | -        | 54         | 17%  |
| Autoridade Antidopagem de Portugal             | 43         | -        | -         | 1           | -        | -        | -          | -        | -        | -           | -        | -        | 44         | 14%  |
| Confederação Brasileira de Automolismo         | 43         | -        | 4         | -           | -        | -        | -          | -        | -        | -           | -        | -        | 43         | 14%  |
| Spanish Motor Sport Federation                 | 31         | -        | 4         | -           | -        | -        | -          | -        | -        | -           | -        | -        | 31         | 9.9% |
| Finnish Anti-Doping Agency                     | 16         | -        | 1         | -           | -        | -        | -          | -        | -        | -           | -        | -        | 16         | 5.1% |
| French Community of Belgium NADO               | 12         | 1        | -         | -           | -        | -        | -          | -        | -        | -           | -        | -        | 12         | 3.8% |
| NADO Flanders                                  | 12         | -        | -         | -           | -        | -        | -          | -        | -        | -           | -        | -        | 12         | 3.8% |
| Swedish Sports Confederation Anti-Doping Group | 12         | -        | 1         | -           | -        | -        | -          | -        | -        | -           | -        | -        | 12         | 3.8% |
| Anti-Doping Uruguay                            | 12         | -        | 1         | -           | -        | -        | -          | -        | -        | -           | -        | -        | 12         | 3.8% |
| Czech Anti-Doping Committee                    | 6          | -        | -         | -           | -        | -        | -          | -        | -        | -           | -        | -        | 6          | 1.9% |
| Sprintcar Control Council of Australia         | 5          | -        | -         | -           | -        | -        | -          | -        | -        | -           | -        | -        | 5          | 1.6% |
| Spain National Anti-Doping Agency              | 4          | -        | -         | -           | -        | -        | -          | -        | -        | -           | -        | -        | 4          | 1.3% |
| Romanian National Anti-Doping Agency           | 2          | -        | -         | -           | -        | -        | -          | -        | -        | -           | -        | -        | 2          | 0.6% |
| Comitato Olimpico Nazionale Italiano           | 2          | -        | -         | -           | -        | -        | -          | -        | -        | -           | -        | -        | 2          | 0.6% |
| Japan Anti-Doping Agency                       | 2          | -        | -         | -           | -        | -        | -          | -        | -        | -           | -        | -        | 2          | 0.6% |
|  | <b>303</b> | <b>1</b> | <b>17</b> | <b>10</b>   | <b>-</b> | <b>-</b> | <b>-</b>   | <b>-</b> | <b>-</b> | <b>-</b>    | <b>-</b> | <b>-</b> | <b>313</b> |      |

**Table 55: IOC Recognized Sport - Bandy**

| Testing Authority (TA)                         | Urine     |          |          |            |          |          | Blood   |     |     |         |     |     | Total      |      |
|--|-----------|----------|----------|------------|----------|----------|---------|-----|-----|---------|-----|-----|------------|------|
|  | IC        |          | OOO      |            | IC       |          | OOO     |     | IC  |         | OOO |     | Samples    | %    |
|  | Samples   | ATF      | AAF      | Samples    | ATF      | AAF      | Samples | ATF | AAF | Samples | ATF | AAF |            |      |
| Swedish Sports Confederation Anti-Doping Group | 45        | 1        | 3        | 76         | 6        | 2        | -       | -   | -   | -       | -   | -   | 121        | 61%  |
| Federation of International Bandy              | 23        | 1        | -        | 1          | -        | -        | -       | -   | -   | -       | -   | -   | 24         | 12%  |
| Finnish Anti-Doping Agency                     | 12        | -        | -        | 12         | 1        | -        | -       | -   | -   | -       | -   | -   | 24         | 12%  |
| Russian National Anti-Doping Organization      | -         | -        | -        | 18         | -        | -        | -       | -   | -   | -       | -   | -   | 18         | 9.0% |
| Anti-Doping Norway                             | 8         | -        | -        | -          | -        | -        | -       | -   | -   | -       | -   | -   | 8          | 4.0% |
| Kazakhstan National Anti-Doping Centre         | -         | -        | -        | 5          | -        | -        | -       | -   | -   | -       | -   | -   | 5          | 2.5% |
|  | <b>88</b> | <b>2</b> | <b>3</b> | <b>112</b> | <b>7</b> | <b>2</b> |         |     |     |         |     |     | <b>200</b> |      |

**Table 56: IOC Recognized Sport - Baseball**

| Testing Authority (TA)                               | Urine      |          |           |            |           |          | Blood     |     |     |          |     |     | Total       |      |
|--|------------|----------|-----------|------------|-----------|----------|-----------|-----|-----|----------|-----|-----|-------------|------|
|  | IC         |          | OOO       |            | IC        |          | OOO       |     | IC  |          | OOO |     | Samples     | %    |
|  | Samples    | ATF      | AAF       | Samples    | ATF       | AAF      | Samples   | ATF | AAF | Samples  | ATF | AAF |             |      |
| Cuba National Anti-Doping Agency                     | -          | -        | -         | 257        | 9         | 1        | -         | -   | -   | -        | -   | -   | 257         | 18%  |
| International Baseball Federation                    | 212        | -        | 9         | -          | -         | -        | 15        | -   | -   | 3        | -   | -   | 230         | 16%  |
| Korean Anti-Doping Agency                            | 94         | -        | -         | 24         | -         | -        | -         | -   | -   | -        | -   | -   | 118         | 8.2% |
| Australian Sports Anti-Doping Authority              | 60         | -        | 1         | 44         | -         | 1        | 4         | -   | -   | -        | -   | -   | 108         | 7.5% |
| Nippon Professional Baseball                         | 54         | -        | -         | 34         | -         | -        | -         | -   | -   | -        | -   | -   | 88          | 6.1% |
| German National Anti-Doping Agency                   | 3          | -        | -         | 74         | -         | 1        | -         | -   | -   | -        | -   | -   | 77          | 5.3% |
| Chinese Anti-Doping Agency                           | 20         | -        | -         | 50         | -         | -        | -         | -   | -   | -        | -   | -   | 70          | 4.9% |
| Japan Anti-Doping Agency                             | 32         | -        | -         | 30         | -         | -        | -         | -   | -   | -        | -   | -   | 62          | 4.3% |
| Comision Nacional de Cultura Fisica y Deporte Mexico | 50         | 3        | -         | 2          | -         | -        | -         | -   | -   | -        | -   | -   | 52          | 3.6% |
| Mexican League Baseball                              | 30         | 1        | 1         | 22         | -         | 2        | -         | -   | -   | -        | -   | -   | 52          | 3.6% |
| Anti Doping Authority the Netherlands                | 33         | 1        | -         | 15         | -         | -        | -         | -   | -   | -        | -   | -   | 48          | 3.3% |
| Comitato Olimpico Nazionale Italiano                 | 44         | -        | 1         | 2          | 2         | -        | -         | -   | -   | -        | -   | -   | 46          | 3.2% |
| Korea Baseball Organization                          | 31         | -        | -         | -          | -         | -        | -         | -   | -   | -        | -   | -   | 31          | 2.1% |
| Swedish Sports Confederation Anti-Doping Group       | 16         | -        | -         | 8          | -         | -        | -         | -   | -   | -        | -   | -   | 24          | 1.7% |
| Chinese Taipei Anti-Doping Agency                    | -          | -        | -         | 23         | -         | -        | -         | -   | -   | -        | -   | -   | 23          | 1.6% |
| Czech Anti-Doping Committee                          | 8          | -        | -         | 8          | -         | -        | -         | -   | -   | -        | -   | -   | 16          | 1.1% |
| Italian Ministry of Health Department                | 16         | -        | -         | -          | -         | -        | -         | -   | -   | -        | -   | -   | 16          | 1.1% |
| Venezuela NADO                                       | 14         | -        | -         | 1          | -         | -        | -         | -   | -   | -        | -   | -   | 15          | 1.0% |
| Kazakhstan National Anti-Doping Centre               | -          | -        | -         | 13         | -         | -        | -         | -   | -   | -        | -   | -   | 13          | 0.9% |
| Spanish Baseball and Softball Federation             | 12         | -        | 1         | -          | -         | -        | -         | -   | -   | -        | -   | -   | 12          | 0.8% |
| Fédération Française de Baseball et Softball         | 12         | -        | -         | -          | -         | -        | -         | -   | -   | -        | -   | -   | 12          | 0.8% |
| Deutscher Baseball und Softball Verband              | 12         | -        | 1         | -          | -         | -        | -         | -   | -   | -        | -   | -   | 12          | 0.8% |
| NADO Flanders  | 12         | -        | -         | -          | -         | -        | -         | -   | -   | -        | -   | -   | 12          | 0.8% |
| Anti-Doping Norway                                   | 6          | -        | -         | -          | -         | -        | -         | -   | -   | -        | -   | -   | 6           | 0.4% |
| French Community of Belgium NADO                     | 6          | -        | -         | -          | -         | -        | -         | -   | -   | -        | -   | -   | 6           | 0.4% |
| New Caledonia NADO                                   | 6          | -        | -         | -          | -         | -        | -         | -   | -   | -        | -   | -   | 6           | 0.4% |
| Romanian National Anti-Doping Agency                 | 4          | -        | -         | -          | -         | -        | -         | -   | -   | -        | -   | -   | 4           | 0.3% |
| Canadian Centre for Ethics in Sport                  | -          | -        | -         | 4          | -         | -        | -         | -   | -   | -        | -   | -   | 4           | 0.3% |
| Finnish Anti-Doping Agency                           | 4          | 1        | -         | -          | -         | -        | -         | -   | -   | -        | -   | -   | 4           | 0.3% |
| Organisation Deportiva Bolivariana                   | 4          | -        | 1         | -          | -         | -        | -         | -   | -   | -        | -   | -   | 4           | 0.3% |
| Organización Deportiva Centroamericana y Caribeña    | 4          | -        | -         | -          | -         | -        | -         | -   | -   | -        | -   | -   | 4           | 0.3% |
| Antidoping Switzerland                               | 4          | -        | -         | -          | -         | -        | -         | -   | -   | -        | -   | -   | 4           | 0.3% |
| East Asian Games Association                         | 3          | -        | -         | -          | -         | -        | -         | -   | -   | -        | -   | -   | 3           | 0.2% |
| Hong Kong Anti-Doping Committee                      | -          | -        | -         | 2          | -         | -        | -         | -   | -   | -        | -   | -   | 2           | 0.1% |
| Guatemala NADO                                       | 1          | -        | -         | -          | -         | -        | -         | -   | -   | -        | -   | -   | 1           | 0.1% |
| Kuwait Anti-Doping Committee                         | -          | -        | -         | 1          | -         | -        | -         | -   | -   | -        | -   | -   | 1           | 0.1% |
|  | <b>807</b> | <b>6</b> | <b>15</b> | <b>614</b> | <b>11</b> | <b>5</b> | <b>19</b> |     |     | <b>3</b> |     |     | <b>1443</b> |      |

**Table 57: IOC Recognized Sport - Basque Pelota**

| Testing Authority (TA)                               | Urine     |     |          |           |     |          | Blood   |     |     |         |     |     | Total      |      |
|--|-----------|-----|----------|-----------|-----|----------|---------|-----|-----|---------|-----|-----|------------|------|
|  | IC        |     | OOO      |           | IC  |          | OOO     |     | IC  |         | OOO |     | Samples    | %    |
|  | Samples   | ATF | AAF      | Samples   | ATF | AAF      | Samples | ATF | AAF | Samples | ATF | AAF |            |      |
| Fédération Française de Pelote Basque                | 27        | -   | -        | 4         | -   | -        | -       | -   | -   | -       | -   | -   | 31         | 23%  |
| Federación Mexicana de Frontón A.C.                  | -         | -   | -        | 22        | -   | -        | -       | -   | -   | -       | -   | -   | 22         | 16%  |
| Spain Federation of Basque Pelota                    | 11        | -   | -        | 10        | -   | -        | -       | -   | -   | -       | -   | -   | 21         | 15%  |
| Comision Nacional de Cultura Fisica y Deporte Mexico | -         | -   | -        | 14        | -   | 5        | -       | -   | -   | -       | -   | -   | 14         | 10%  |
| Cuba National Anti-Doping Agency                     | -         | -   | -        | 14        | -   | -        | -       | -   | -   | -       | -   | -   | 14         | 10%  |
| International Federation of Pelota Vasca             | 13        | -   | -        | -         | -   | -        | -       | -   | -   | -       | -   | -   | 13         | 9.6% |
| Spain National Anti-Doping Agency                    | -         | -   | -        | 5         | -   | -        | -       | -   | -   | -       | -   | -   | 5          | 3.7% |
| Liga de Empresas de Pelota a Mano S.L.               | 5         | -   | 1        | -         | -   | -        | -       | -   | -   | -       | -   | -   | 5          | 3.7% |
| Venezuela NADO                                       | 4         | -   | -        | -         | -   | -        | -       | -   | -   | -       | -   | -   | 4          | 2.9% |
| Organisation Deportiva Bolivariana                   | 3         | -   | -        | -         | -   | -        | -       | -   | -   | -       | -   | -   | 3          | 2.2% |
| Comitato Olimpico Nazionale Italiano                 | 2         | -   | -        | -         | -   | -        | -       | -   | -   | -       | -   | -   | 2          | 1.5% |
| Comite Nacional Antidopaje Mexico                    | -         | -   | -        | 2         | -   | -        | -       | -   | -   | -       | -   | -   | 2          | 1.5% |
|  | <b>65</b> |     | <b>1</b> | <b>71</b> |     | <b>5</b> |         |     |     |         |     |     | <b>136</b> |      |



**Table 58: IOC Recognized Sport - Billiards Sports**

| Testing Authority (TA)                                 | Urine   |     |     |         |     |     | Blood   |     |     |         |     |     | Total   |      |
|--|---------|-----|-----|---------|-----|-----|---------|-----|-----|---------|-----|-----|---------|------|
|  | IC      |     | OOC |         | IC  |     | OOC     |     | IC  |         | OOC |     | Samples | %    |
|  | Samples | ATF | AAF | Samples | ATF | AAF | Samples | ATF | AAF | Samples | ATF | AAF |         |      |
| Sports Authority of Thailand                           | 2       | -   | -   | 25      | -   | -   | -       | -   | -   | -       | -   | -   | 27      | 11%  |
| Federation Française de billard                        | 22      | -   | 2   | -       | -   | -   | -       | -   | -   | -       | -   | -   | 22      | 8.7% |
| Autoridade Antidopagem de Portugal                     | 20      | -   | 2   | -       | -   | -   | -       | -   | -   | -       | -   | -   | 20      | 7.9% |
| Deutsche Billard Union e.V.                            | 20      | -   | -   | -       | -   | -   | -       | -   | -   | -       | -   | -   | 20      | 7.9% |
| Korean Anti-Doping Agency                              | 6       | -   | -   | 14      | -   | -   | -       | -   | -   | -       | -   | -   | 20      | 7.9% |
| World Confederation of Billiards Sports                | 20      | -   | -   | -       | -   | -   | -       | -   | -   | -       | -   | -   | 20      | 7.9% |
| Chinese Anti-Doping Agency                             | 1       | 1   | -   | 16      | -   | -   | -       | -   | -   | -       | -   | -   | 17      | 6.7% |
| Japan Anti-Doping Agency                               | 4       | -   | -   | 11      | -   | -   | -       | -   | -   | -       | -   | -   | 15      | 5.9% |
| Anti Doping Authority the Netherlands                  | 13      | -   | 2   | -       | -   | -   | -       | -   | -   | -       | -   | -   | 13      | 5.1% |
| Spanish Billiards Federation (RFEB)                    | 12      | -   | 2   | -       | -   | -   | -       | -   | -   | -       | -   | -   | 12      | 4.7% |
| Olympic Council of Asia                                | 10      | -   | -   | -       | -   | -   | -       | -   | -   | -       | -   | -   | 10      | 3.9% |
| Anti-Doping Norway                                     | 6       | -   | -   | -       | -   | -   | -       | -   | -   | -       | -   | -   | 6       | 2.4% |
| International Billiards & Snooker Federation           | 6       | 1   | 1   | -       | -   | -   | -       | -   | -   | -       | -   | -   | 6       | 2.4% |
| Myanmar National Anti-Doping Organization              | -       | -   | -   | 6       | -   | -   | -       | -   | -   | -       | -   | -   | 6       | 2.4% |
| International World Games Association                  | 5       | -   | -   | -       | -   | -   | -       | -   | -   | -       | -   | -   | 5       | 2.0% |
| Hong Kong Anti-Doping Committee                        | -       | -   | -   | 4       | -   | -   | -       | -   | -   | -       | -   | -   | 4       | 1.6% |
| South East Asian Games Federation                      | 4       | -   | -   | -       | -   | -   | -       | -   | -   | -       | -   | -   | 4       | 1.6% |
| Antidoping Switzerland                                 | 4       | -   | -   | -       | -   | -   | -       | -   | -   | -       | -   | -   | 4       | 1.6% |
| Union Mondiale de Billard                              | 4       | -   | -   | -       | -   | -   | -       | -   | -   | -       | -   | -   | 4       | 1.6% |
| Czech Anti-Doping Committee                            | 3       | -   | -   | -       | -   | -   | -       | -   | -   | -       | -   | -   | 3       | 1.2% |
| Anti-Doping department of State Sports Medicine Centre | 2       | -   | -   | 1       | -   | -   | -       | -   | -   | -       | -   | -   | 3       | 1.2% |
| National Anti-Doping Agency Austria GmbH               | -       | -   | -   | 3       | -   | -   | -       | -   | -   | -       | -   | -   | 3       | 1.2% |
| Qatar National Antidoping Committee                    | -       | -   | -   | 3       | -   | -   | -       | -   | -   | -       | -   | -   | 3       | 1.2% |
| Romanian National Anti-Doping Agency                   | 2       | -   | -   | -       | -   | -   | -       | -   | -   | -       | -   | -   | 2       | 0.8% |
| European Billiards & Snooker Association               | 2       | -   | -   | -       | -   | -   | -       | -   | -   | -       | -   | -   | 2       | 0.8% |
| World Pool-Billiard Association                        | 2       | 1   | -   | -       | -   | -   | -       | -   | -   | -       | -   | -   | 2       | 0.8% |
| Brunei Darussalam Anti-Doping Committee                | -       | -   | -   | 1       | -   | -   | -       | -   | -   | -       | -   | -   | 1       | 0.4% |
|  | 170     | 3   | 9   | 84      | -   | -   | -       | -   | -   | -       | -   | -   | 254     |      |

**Table 59: IOC Recognized Sport - Boules Sports**

| Testing Authority (TA)                                 | Urine   |     |     |         |     |     | Blood   |     |     |         |     |     | Total   |      |
|--|---------|-----|-----|---------|-----|-----|---------|-----|-----|---------|-----|-----|---------|------|
|  | IC      |     | OOC |         | IC  |     | OOC     |     | IC  |         | OOC |     | Samples | %    |
|  | Samples | ATF | AAF | Samples | ATF | AAF | Samples | ATF | AAF | Samples | ATF | AAF |         |      |
| Sports Authority of Thailand                           | 18      | -   | -   | 24      | -   | -   | -       | -   | -   | -       | -   | -   | 42      | 32%  |
| Australian Sports Anti-Doping Authority                | 20      | -   | -   | 2       | -   | -   | -       | -   | -   | -       | -   | -   | 22      | 17%  |
| Fédération Française de pétanque                       | 20      | -   | -   | -       | -   | -   | -       | -   | -   | -       | -   | -   | 20      | 15%  |
| Fédération Internationale de Boules                    | 8       | -   | -   | -       | -   | -   | -       | -   | -   | -       | -   | -   | 8       | 6.1% |
| International World Games Association                  | 6       | -   | -   | -       | -   | -   | -       | -   | -   | -       | -   | -   | 6       | 4.6% |
| Myanmar National Anti-Doping Organization              | -       | -   | -   | 6       | -   | -   | -       | -   | -   | -       | -   | -   | 6       | 4.6% |
| German National Anti-Doping Agency                     | 6       | -   | -   | -       | -   | -   | -       | -   | -   | -       | -   | -   | 6       | 4.6% |
| Fédération Internationale de Pétanque et jeu Provençal | 4       | -   | -   | -       | -   | -   | -       | -   | -   | -       | -   | -   | 4       | 3.1% |
| International Committee of Mediterranean Games         | 4       | -   | -   | -       | -   | -   | -       | -   | -   | -       | -   | -   | 4       | 3.1% |
| Brunei Darussalam Anti-Doping Committee                | -       | -   | -   | 3       | -   | -   | -       | -   | -   | -       | -   | -   | 3       | 2.3% |
| Comitato Olimpico Nazionale Italiano                   | 3       | -   | -   | -       | -   | -   | -       | -   | -   | -       | -   | -   | 3       | 2.3% |
| Federación Española de Petanca                         | -       | -   | -   | 3       | -   | -   | -       | -   | -   | -       | -   | -   | 3       | 2.3% |
| Korean Anti-Doping Agency                              | 2       | -   | -   | -       | -   | -   | -       | -   | -   | -       | -   | -   | 2       | 1.5% |
| University Sport Board of Thailand                     | 2       | -   | -   | -       | -   | -   | -       | -   | -   | -       | -   | -   | 2       | 1.5% |
|  | 93      | -   | -   | 38      | -   | -   | -       | -   | -   | -       | -   | -   | 131     |      |

**Table 60: IOC Recognized Sport - Bowling**

| Testing Authority (TA)                               | Urine      |          |          |             |          |          | Blood      |          |          |             |          |          | Total      |      |
|--|------------|----------|----------|-------------|----------|----------|------------|----------|----------|-------------|----------|----------|------------|------|
|  | IC Samples | ATF      | AAF      | OOO Samples | ATF      | AAF      | IC Samples | ATF      | AAF      | OOO Samples | ATF      | AAF      | Samples    | %    |
| German National Anti-Doping Agency                   | -          | -        | -        | 40          | -        | -        | -          | -        | -        | -           | -        | -        | 40         | 12%  |
| Korean Anti-Doping Agency                            | 7          | -        | -        | 28          | -        | -        | -          | -        | -        | -           | -        | -        | 35         | 10%  |
| Japan Anti-Doping Agency                             | 17         | -        | -        | 12          | -        | -        | -          | -        | -        | -           | -        | -        | 29         | 8.4% |
| United States Anti-Doping Agency                     | 6          | -        | -        | 21          | 1        | -        | -          | -        | -        | -           | -        | -        | 27         | 7.8% |
| Chinese Anti-Doping Agency                           | -          | -        | -        | 22          | -        | -        | -          | -        | -        | -           | -        | -        | 22         | 6.4% |
| Olympic Council of Asia                              | 21         | -        | -        | -           | -        | -        | -          | -        | -        | -           | -        | -        | 21         | 6.1% |
| Australian Sports Anti-Doping Authority              | 17         | -        | 1        | -           | -        | -        | -          | -        | -        | -           | -        | -        | 17         | 4.9% |
| Comision Nacional de Cultura Fisica y Deporte Mexico | -          | -        | -        | 15          | -        | -        | -          | -        | -        | -           | -        | -        | 15         | 4.4% |
| Chinese Taipei Anti-Doping Agency                    | -          | -        | -        | 13          | -        | 1        | -          | -        | -        | -           | -        | -        | 13         | 3.8% |
| Anti-Doping Commission of Malta                      | 13         | -        | -        | -           | -        | -        | -          | -        | -        | -           | -        | -        | 13         | 3.8% |
| Sports Authority of Thailand                         | -          | -        | -        | 12          | -        | -        | -          | -        | -        | -           | -        | -        | 12         | 3.5% |
| Romanian National Anti-Doping Agency                 | -          | -        | -        | 11          | -        | -        | -          | -        | -        | -           | -        | -        | 11         | 3.2% |
| Deutscher Kegler- und Bowlingbund                    | 9          | -        | -        | -           | -        | -        | -          | -        | -        | -           | -        | -        | 9          | 2.6% |
| Anti Doping Authority the Netherlands                | 8          | -        | -        | -           | -        | -        | -          | -        | -        | -           | -        | -        | 8          | 2.3% |
| Finnish Anti-Doping Agency                           | 8          | -        | -        | -           | -        | -        | -          | -        | -        | -           | -        | -        | 8          | 2.3% |
| World Ninepin Bowling Association e.V.               | 8          | -        | -        | -           | -        | -        | -          | -        | -        | -           | -        | -        | 8          | 2.3% |
| East Asian Games Association                         | 7          | -        | -        | -           | -        | -        | -          | -        | -        | -           | -        | -        | 7          | 2.0% |
| Costa Rica NADO                                      | 6          | -        | 1        | -           | -        | -        | -          | -        | -        | -           | -        | -        | 6          | 1.7% |
| Anti-Doping Singapore                                | -          | -        | -        | 5           | -        | -        | -          | -        | -        | -           | -        | -        | 5          | 1.5% |
| Spain National Anti-Doping Agency                    | 5          | -        | -        | -           | -        | -        | -          | -        | -        | -           | -        | -        | 5          | 1.5% |
| Hong Kong Anti-Doping Committee                      | -          | -        | -        | 5           | -        | -        | -          | -        | -        | -           | -        | -        | 5          | 1.5% |
| Anti Doping Denmark                                  | -          | -        | -        | 4           | -        | -        | -          | -        | -        | -           | -        | -        | 4          | 1.2% |
| Italian Ministry of Health Department                | 4          | -        | -        | -           | -        | -        | -          | -        | -        | -           | -        | -        | 4          | 1.2% |
| Qatar National Antidoping Committee                  | -          | -        | -        | 4           | -        | 1        | -          | -        | -        | -           | -        | -        | 4          | 1.2% |
| Venezuela NADO                                       | 3          | 1        | -        | -           | -        | -        | -          | -        | 1        | -           | -        | -        | 4          | 1.2% |
| Bahrain Anti-Doping Committee                        | -          | -        | -        | 2           | -        | -        | -          | -        | -        | -           | -        | -        | 2          | 0.6% |
| Comitato Olimpico Nazionale Italiano                 | 2          | -        | -        | -           | -        | -        | -          | -        | -        | -           | -        | -        | 2          | 0.6% |
| Gulf States and Yemen RADO                           | 2          | -        | -        | -           | -        | -        | -          | -        | -        | -           | -        | -        | 2          | 0.6% |
| National Olympic and Sports Association of Iceland   | 2          | -        | 1        | -           | -        | -        | -          | -        | -        | -           | -        | -        | 2          | 0.6% |
| Mexican federation of Bowling                        | -          | -        | -        | 2           | -        | -        | -          | -        | -        | -           | -        | -        | 2          | 0.6% |
| Guatemala NADO                                       | 1          | -        | 1        | -           | -        | -        | -          | -        | -        | -           | -        | -        | 1          | 0.3% |
| Magyar Antidopping Csoport - HUNADO                  | -          | -        | -        | 1           | -        | -        | -          | -        | -        | -           | -        | -        | 1          | 0.3% |
| <b>Total</b>   | <b>146</b> | <b>1</b> | <b>4</b> | <b>197</b>  | <b>1</b> | <b>2</b> | <b>-</b>   | <b>-</b> | <b>-</b> | <b>1</b>    | <b>-</b> | <b>-</b> | <b>344</b> |      |

**Table 61: IOC Recognized Sport - Bridge**

| Testing Authority (TA)               | Urine      |          |          |             |          |          | Blood      |          |          |             |          |          | Total     |      |
|--------------------------------------|------------|----------|----------|-------------|----------|----------|------------|----------|----------|-------------|----------|----------|-----------|------|
|                                      | IC Samples | ATF      | AAF      | OOO Samples | ATF      | AAF      | IC Samples | ATF      | AAF      | OOO Samples | ATF      | AAF      | Samples   | %    |
| Indonesian Anti-Doping Agency        | 6          | -        | -        | 4           | -        | -        | -          | -        | -        | -           | -        | -        | 10        | 48%  |
| Autoridade Antidopagem de Portugal   | 4          | 1        | -        | 1           | -        | -        | -          | -        | -        | -           | -        | -        | 5         | 24%  |
| SportAccord Event Organiser          | 4          | -        | -        | -           | -        | -        | -          | -        | -        | -           | -        | -        | 4         | 19%  |
| Comitato Olimpico Nazionale Italiano | 2          | -        | 1        | -           | -        | -        | -          | -        | -        | -           | -        | -        | 2         | 9.5% |
| <b>Total</b>                         | <b>16</b>  | <b>1</b> | <b>1</b> | <b>5</b>    | <b>-</b> | <b>-</b> | <b>-</b>   | <b>-</b> | <b>-</b> | <b>-</b>    | <b>-</b> | <b>-</b> | <b>21</b> |      |

**Table 62: IOC Recognized Sport - Chess**

| Testing Authority (TA)                            | Urine      |          |          |             |          |          | Blood      |          |          |             |          |          | Total      |      |
|---|------------|----------|----------|-------------|----------|----------|------------|----------|----------|-------------|----------|----------|------------|------|
|   | IC Samples | ATF      | AAF      | OOO Samples | ATF      | AAF      | IC Samples | ATF      | AAF      | OOO Samples | ATF      | AAF      | Samples    | %    |
| Sports Authority of Thailand                      | -          | -        | -        | 31          | -        | -        | -          | -        | -        | -           | -        | -        | 31         | 20%  |
| Fédération Française d'Echecs                     | 24         | -        | 1        | -           | -        | -        | -          | -        | -        | -           | -        | -        | 24         | 15%  |
| Chinese Anti-Doping Agency                        | -          | -        | -        | 16          | -        | -        | -          | -        | -        | -           | -        | -        | 16         | 10%  |
| Autoridade Antidopagem de Portugal                | 14         | -        | 1        | -           | -        | -        | -          | -        | -        | -           | -        | -        | 14         | 8.9% |
| World Chess Federation                            | 11         | -        | -        | 1           | -        | -        | -          | -        | -        | -           | -        | -        | 12         | 7.6% |
| German National Anti-Doping Agency                | 12         | -        | 1        | -           | -        | -        | -          | -        | -        | -           | -        | -        | 12         | 7.6% |
| Korean Anti-Doping Agency                         | -          | -        | -        | 10          | -        | -        | -          | -        | -        | -           | -        | -        | 10         | 6.3% |
| UK Anti-Doping                                    | -          | -        | -        | 7           | -        | -        | -          | -        | -        | -           | -        | -        | 7          | 4.4% |
| Japan Anti-Doping Agency                          | -          | -        | -        | 6           | -        | -        | -          | -        | -        | -           | -        | -        | 6          | 3.8% |
| Spanish Chess Federation                          | 5          | -        | -        | -           | -        | -        | -          | -        | -        | -           | -        | -        | 5          | 3.2% |
| Olympic Council of Asia                           | 5          | -        | -        | -           | -        | -        | -          | -        | -        | -           | -        | -        | 5          | 3.2% |
| Organización Deportiva Centroamericana y Caribeña | 2          | -        | -        | 2           | -        | -        | -          | -        | -        | -           | -        | -        | 4          | 2.5% |
| Comitato Olimpico Nazionale Italiano              | 3          | -        | -        | -           | -        | -        | -          | -        | -        | -           | -        | -        | 3          | 1.9% |
| SportAccord Event Organiser                       | 3          | -        | -        | -           | -        | -        | -          | -        | -        | -           | -        | -        | 3          | 1.9% |
| Jordan Anti-doping Organization                   | -          | -        | -        | 2           | -        | -        | -          | -        | -        | -           | -        | -        | 2          | 1.3% |
| National Anti-Doping Agency Austria GmbH          | -          | -        | -        | 2           | -        | -        | -          | -        | -        | -           | -        | -        | 2          | 1.3% |
| Anti-Doping Agency of Malaysia                    | -          | -        | -        | 1           | -        | -        | -          | -        | -        | -           | -        | -        | 1          | 0.6% |
| University Sport Board of Thailand                | 1          | -        | -        | -           | -        | -        | -          | -        | -        | -           | -        | -        | 1          | 0.6% |
| <b>Total</b>                                      | <b>80</b>  | <b>-</b> | <b>3</b> | <b>78</b>   | <b>-</b> | <b>-</b> | <b>-</b>   | <b>-</b> | <b>-</b> | <b>-</b>    | <b>-</b> | <b>-</b> | <b>158</b> |      |

**Table 63: IOC Recognized Sport - Cricket**

| Testing Authority (TA)                      | Urine   |     |     |         |     |     | Blood   |     |     |         |     |     | Total   |      |
|---|---------|-----|-----|---------|-----|-----|---------|-----|-----|---------|-----|-----|---------|------|
|   | IC      |     | OOC |         | IC  |     | OOC     |     | IC  |         | OOC |     | Samples | %    |
|   | Samples | ATF | AAF | Samples | ATF | AAF | Samples | ATF | AAF | Samples | ATF | AAF |         |      |
| International Cricket Council               | 122     | 2   | 1   | 266     | 2   | -   | -       | -   | -   | -       | -   | -   | 388     | 37%  |
| Board of Control for Cricket in India       | 155     | -   | 2   | 35      | -   | 1   | -       | -   | -   | -       | -   | -   | 190     | 18%  |
| UK Anti-Doping                              | 74      | -   | 1   | 70      | -   | -   | -       | -   | -   | -       | -   | -   | 144     | 14%  |
| Australian Sports Anti-Doping Authority     | 31      | -   | -   | 80      | -   | -   | -       | -   | -   | -       | -   | -   | 111     | 11%  |
| West Indies Cricket Board                   | 40      | -   | -   | -       | -   | -   | -       | -   | -   | -       | -   | -   | 40      | 3.9% |
| South African Institute for Drug-Free Sport | 36      | -   | -   | -       | -   | -   | -       | -   | -   | -       | -   | -   | 36      | 3.5% |
| Pakistan Cricket Board                      | 34      | -   | -   | -       | -   | -   | -       | -   | -   | -       | -   | -   | 34      | 3.3% |
| Jamaica Anti-Doping Commission              | 21      | -   | -   | 4       | -   | -   | -       | -   | -   | -       | -   | -   | 25      | 2.4% |
| Drug Free Sport New Zealand                 | 14      | -   | 1   | -       | -   | -   | -       | -   | -   | -       | -   | -   | 14      | 1.4% |
| Anti Doping Authority the Netherlands       | 12      | -   | 1   | -       | -   | -   | -       | -   | -   | -       | -   | -   | 12      | 1.2% |
| Hong Kong Anti-Doping Committee             | -       | -   | -   | 11      | -   | -   | -       | -   | -   | -       | -   | -   | 11      | 1.1% |
| Anti-Doping Norway                          | 6       | -   | -   | -       | -   | -   | -       | -   | -   | -       | -   | -   | 6       | 0.6% |
| Caribbean Regional Anti-Doping Organization | 4       | -   | -   | 2       | -   | -   | -       | -   | -   | -       | -   | -   | 6       | 0.6% |
| Zimbabwe Olympic Committee                  | 6       | -   | -   | -       | -   | -   | -       | -   | -   | -       | -   | -   | 6       | 0.6% |
| Sports Authority of Thailand                | 4       | -   | -   | -       | -   | -   | -       | -   | -   | -       | -   | -   | 4       | 0.4% |
| Anti-doping Organization of Pakistan        | 2       | -   | 2   | -       | -   | -   | -       | -   | -   | -       | -   | -   | 2       | 0.2% |
| Comitato Olimpico Nazionale Italiano        | 2       | -   | -   | -       | -   | -   | -       | -   | -   | -       | -   | -   | 2       | 0.2% |
| Anti-Doping Commission of Malta             | 2       | -   | -   | -       | -   | -   | -       | -   | -   | -       | -   | -   | 2       | 0.2% |
| Oceania Regional Anti-Doping Organization   | -       | -   | -   | 2       | -   | -   | -       | -   | -   | -       | -   | -   | 2       | 0.2% |
|   | 565     | 2   | 8   | 470     | 2   | 1   | -       | -   | -   | -       | -   | -   | 1035    |      |

**Table 64: IOC Recognized Sport - DanceSport**

| Testing Authority (TA)                                 | Urine   |     |     |         |     |     | Blood   |     |     |         |     |     | Total   |      |
|--|---------|-----|-----|---------|-----|-----|---------|-----|-----|---------|-----|-----|---------|------|
|  | IC      |     | OOC |         | IC  |     | OOC     |     | IC  |         | OOC |     | Samples | %    |
|  | Samples | ATF | AAF | Samples | ATF | AAF | Samples | ATF | AAF | Samples | ATF | AAF |         |      |
| World Dance Sport Federation                           | 59      | -   | 2   | 16      | 1   | -   | -       | -   | -   | -       | -   | -   | 75      | 17%  |
| Deutscher Tanzsportverband                             | 48      | -   | -   | -       | -   | -   | -       | -   | -   | -       | -   | -   | 48      | 11%  |
| Japan Anti-Doping Agency                               | 30      | -   | -   | 16      | -   | -   | -       | -   | -   | -       | -   | -   | 46      | 10%  |
| German National Anti-Doping Agency                     | -       | -   | -   | 36      | -   | -   | -       | -   | -   | -       | -   | -   | 36      | 8.1% |
| Korean Anti-Doping Agency                              | 3       | -   | -   | 28      | -   | -   | -       | -   | -   | -       | -   | -   | 31      | 6.9% |
| Romanian National Anti-Doping Agency                   | 24      | -   | -   | -       | -   | -   | -       | -   | -   | -       | -   | -   | 24      | 5.4% |
| Chinese Anti-Doping Agency                             | -       | -   | -   | 22      | -   | -   | -       | -   | -   | -       | -   | -   | 22      | 4.9% |
| Anti Doping Authority the Netherlands                  | 14      | 1   | -   | -       | -   | -   | -       | -   | -   | -       | -   | -   | 14      | 3.1% |
| World Dance Council                                    | 14      | -   | -   | -       | -   | -   | -       | -   | -   | -       | -   | -   | 14      | 3.1% |
| Comitato Olimpico Nazionale Italiano                   | 10      | -   | -   | -       | -   | -   | -       | -   | -   | -       | -   | -   | 10      | 2.2% |
| Antidoping Switzerland                                 | 10      | -   | 1   | -       | -   | -   | -       | -   | -   | -       | -   | -   | 10      | 2.2% |
| Sports Authority of Thailand                           | 2       | -   | -   | 8       | -   | -   | -       | -   | -   | -       | -   | -   | 10      | 2.2% |
| Italian Ministry of Health Department                  | 8       | -   | -   | -       | -   | -   | -       | -   | -   | -       | -   | -   | 8       | 1.8% |
| Finnish Anti-Doping Agency                             | 8       | -   | -   | -       | -   | -   | -       | -   | -   | -       | -   | -   | 8       | 1.8% |
| Kazakhstan National Anti-Doping Centre                 | -       | -   | -   | 8       | -   | -   | -       | -   | -   | -       | -   | -   | 8       | 1.8% |
| Olympic Council of Asia                                | 8       | -   | -   | -       | -   | -   | -       | -   | -   | -       | -   | -   | 8       | 1.8% |
| Russian National Anti-Doping Organization              | 3       | -   | -   | 5       | -   | -   | -       | -   | -   | -       | -   | -   | 8       | 1.8% |
| United States Anti-Doping Agency                       | 8       | -   | 1   | -       | -   | -   | -       | -   | -   | -       | -   | -   | 8       | 1.8% |
| Anti Doping Denmark                                    | -       | -   | -   | 6       | -   | -   | -       | -   | -   | -       | -   | -   | 6       | 1.3% |
| Anti-Doping Norway                                     | 6       | -   | -   | -       | -   | -   | -       | -   | -   | -       | -   | -   | 6       | 1.3% |
| East Asian Games Association                           | 6       | -   | -   | -       | -   | -   | -       | -   | -   | -       | -   | -   | 6       | 1.3% |
| National Anti-Doping Agency Austria GmbH               | 6       | -   | -   | -       | -   | -   | -       | -   | -   | -       | -   | -   | 6       | 1.3% |
| World Rock'n'Roll Confederation                        | 6       | -   | -   | -       | -   | -   | -       | -   | -   | -       | -   | -   | 6       | 1.3% |
| Czech Anti-Doping Committee                            | 5       | -   | -   | -       | -   | -   | -       | -   | -   | -       | -   | -   | 5       | 1.1% |
| Hong Kong Anti-Doping Committee                        | -       | -   | -   | 5       | -   | -   | -       | -   | -   | -       | -   | -   | 5       | 1.1% |
| National Olympic and Sports Association of Iceland     | 4       | -   | 1   | -       | -   | -   | -       | -   | -   | -       | -   | -   | 4       | 0.9% |
| University Sport Board of Thailand                     | 4       | -   | -   | -       | -   | -   | -       | -   | -   | -       | -   | -   | 4       | 0.9% |
| Magyar Antidopping Csoport - HUNADO                    | -       | -   | -   | 3       | -   | -   | -       | -   | -   | -       | -   | -   | 3       | 0.7% |
| Swedish Sports Confederation Anti-Doping Group         | 3       | -   | -   | -       | -   | -   | -       | -   | -   | -       | -   | -   | 3       | 0.7% |
| Anti-Doping Agency of Serbia                           | 2       | -   | -   | -       | -   | -   | -       | -   | -   | -       | -   | -   | 2       | 0.4% |
| Anti-Doping department of State Sports Medicine Centre | -       | -   | -   | 2       | -   | -   | -       | -   | -   | -       | -   | -   | 2       | 0.4% |
| International World Games Association                  | 1       | -   | -   | -       | -   | -   | -       | -   | -   | -       | -   | -   | 1       | 0.2% |
|  | 292     | 1   | 5   | 155     | 1   | -   | -       | -   | -   | -       | -   | -   | 447     |      |

**2013 Anti-Doping Testing Figures**  
*Samples Analyzed and Reported by Accredited Laboratories in ADAMS*

**Table 65: IOC Recognized Sport - Floorball**

| Testing Authority (TA)                                 | Urine      |          |          |            |           |          |          |          |          | Blood    |          |          | Total      |      |
|--|------------|----------|----------|------------|-----------|----------|----------|----------|----------|----------|----------|----------|------------|------|
|  | IC         |          |          | OOC        |           |          | IC       |          |          | OOC      |          |          | Samples    | %    |
|  | Samples    | ATF      | AAF      | Samples    | ATF       | AAF      | Samples  | ATF      | AAF      | Samples  | ATF      | AAF      |            |      |
| Swedish Sports Confederation Anti-Doping Group         | 44         | 1        | -        | 109        | 6         | -        | -        | -        | -        | -        | -        | -        | 153        | 31%  |
| Finnish Anti-Doping Agency                             | 65         | 1        | -        | 72         | 6         | -        | -        | -        | -        | -        | -        | -        | 137        | 28%  |
| International Floorball Federation                     | 63         | 1        | -        | 23         | -         | -        | -        | -        | -        | -        | -        | -        | 86         | 18%  |
| Anti-Doping Norway                                     | 52         | 1        | -        | 12         | 1         | -        | -        | -        | -        | -        | -        | -        | 64         | 13%  |
| Czech Anti-Doping Committee                            | 20         | -        | -        | 3          | -         | -        | -        | -        | -        | -        | -        | -        | 23         | 4.7% |
| Antidoping Switzerland                                 | 17         | -        | -        | 1          | -         | -        | -        | -        | -        | -        | -        | -        | 18         | 3.7% |
| Slovak Anti-Doping Agency                              | 4          | -        | -        | -          | -         | -        | -        | -        | -        | -        | -        | -        | 4          | 0.8% |
| Comision Nacional de Cultura Fisica y Deporte Mexico   | -          | -        | -        | 2          | 1         | 1        | -        | -        | -        | -        | -        | -        | 2          | 0.4% |
| Anti-Doping department of State Sports Medicine Centre | 2          | -        | -        | -          | -         | -        | -        | -        | -        | -        | -        | -        | 2          | 0.4% |
|  | <b>267</b> | <b>4</b> | <b>-</b> | <b>222</b> | <b>14</b> | <b>1</b> | <b>-</b> | <b>-</b> | <b>-</b> | <b>-</b> | <b>-</b> | <b>-</b> | <b>489</b> |      |

**Table 66: IOC Recognized Sport - Flying Disc**

| Testing Authority (TA)                         | Urine     |          |          |          |          |          |          |          |          | Blood    |          |          | Total     |     |
|--|-----------|----------|----------|----------|----------|----------|----------|----------|----------|----------|----------|----------|-----------|-----|
|  | IC        |          |          | OOC      |          |          | IC       |          |          | OOC      |          |          | Samples   | %   |
|  | Samples   | ATF      | AAF      | Samples  | ATF      | AAF      | Samples  | ATF      | AAF      | Samples  | ATF      | AAF      |           |     |
| Japan Anti-Doping Agency                       | 9         | -        | -        | -        | -        | -        | -        | -        | -        | -        | -        | -        | 9         | 26% |
| Anti-Doping Norway                             | 6         | -        | -        | -        | -        | -        | -        | -        | -        | -        | -        | -        | 6         | 17% |
| International World Games Association          | 6         | -        | -        | -        | -        | -        | -        | -        | -        | -        | -        | -        | 6         | 17% |
| World Flying Disc Federation                   | 3         | -        | -        | 3        | -        | -        | -        | -        | -        | -        | -        | -        | 6         | 17% |
| Swedish Sports Confederation Anti-Doping Group | 4         | -        | -        | -        | -        | -        | -        | -        | -        | -        | -        | -        | 4         | 11% |
| Venezuela NADO                                 | -         | -        | -        | 4        | -        | -        | -        | -        | -        | -        | -        | -        | 4         | 11% |
|  | <b>28</b> | <b>-</b> | <b>-</b> | <b>7</b> | <b>-</b> | <b>-</b> | <b>-</b> | <b>-</b> | <b>-</b> | <b>-</b> | <b>-</b> | <b>-</b> | <b>35</b> |     |

**Table 67: IOC Recognized Sport - Karate**

| Testing Authority (TA)                                   | Urine         |          |          |                |          |          | Blood         |          |          |                |          |          | Total       |      |
|--|---------------|----------|----------|----------------|----------|----------|---------------|----------|----------|----------------|----------|----------|-------------|------|
|  | IC<br>Samples | ATF      | AAF      | OOB<br>Samples | ATF      | AAF      | IC<br>Samples | ATF      | AAF      | OOB<br>Samples | ATF      | AAF      | Samples     | %    |
| World Karate Federation                                  | 82            | -        | -        | 24             | -        | -        | -             | -        | -        | -              | -        | -        | 106         | 10%  |
| Antidoping Switzerland                                   | 30            | -        | -        | 44             | -        | -        | -             | -        | 4        | -              | -        | -        | 78          | 7.4% |
| Romanian National Anti-Doping Agency                     | 34            | -        | -        | 36             | -        | -        | -             | -        | -        | -              | -        | -        | 70          | 6.6% |
| Fédération française de karaté et disciplines associées  | 40            | -        | 3        | 8              | -        | -        | -             | -        | 3        | -              | -        | -        | 51          | 4.8% |
| Japan Anti-Doping Agency                                 | 31            | -        | -        | 18             | -        | -        | -             | -        | -        | -              | -        | -        | 49          | 4.6% |
| Sports Authority of Thailand                             | 26            | -        | -        | 15             | -        | -        | -             | -        | -        | -              | -        | -        | 41          | 3.9% |
| NADO Flanders  | 34            | -        | -        | -              | -        | -        | -             | -        | -        | -              | -        | -        | 34          | 3.2% |
| Anti-Doping Norway                                       | 14            | 1        | -        | 18             | -        | -        | -             | -        | -        | -              | -        | -        | 32          | 3.0% |
| Russian National Anti-Doping Organization                | 23            | -        | -        | 8              | -        | -        | -             | -        | -        | -              | -        | -        | 31          | 2.9% |
| Federacion Espanola de Karate                            | -             | -        | -        | 30             | -        | -        | -             | -        | -        | -              | -        | -        | 30          | 2.8% |
| Agency for Anti-Doping Control of Bosnia and Herzegovina | 20            | -        | -        | 6              | -        | -        | -             | -        | -        | -              | -        | -        | 26          | 2.5% |
| South East Asian Games Federation                        | 24            | -        | -        | -              | -        | -        | -             | -        | -        | -              | -        | -        | 24          | 2.3% |
| Comitato Olimpico Nazionale Italiano                     | 23            | -        | -        | -              | -        | -        | -             | -        | -        | -              | -        | -        | 23          | 2.2% |
| Korean Anti-Doping Agency                                | -             | -        | -        | 23             | -        | -        | -             | -        | -        | -              | -        | -        | 23          | 2.2% |
| Saudi Arabian Antidoping Committee                       | 16            | -        | 1        | 5              | -        | -        | -             | -        | -        | -              | -        | -        | 21          | 2.0% |
| Swedish Sports Confederation Anti-Doping Group           | 6             | 2        | -        | 15             | -        | -        | -             | -        | -        | -              | -        | -        | 21          | 2.0% |
| German National Anti-Doping Agency                       | -             | -        | -        | 19             | -        | -        | -             | -        | -        | -              | -        | -        | 19          | 1.8% |
| United States Anti-Doping Agency                         | -             | -        | -        | 18             | -        | -        | -             | -        | -        | -              | -        | -        | 18          | 1.7% |
| Autoridade Antidopagem de Portugal                       | 11            | -        | -        | 6              | -        | -        | -             | -        | -        | -              | -        | -        | 17          | 1.6% |
| Finnish Anti-Doping Agency                               | 7             | -        | -        | 10             | -        | -        | -             | -        | -        | -              | -        | -        | 17          | 1.6% |
| Poland Commission against Doping in Sports               | 8             | -        | -        | 8              | -        | -        | -             | -        | -        | -              | -        | -        | 16          | 1.5% |
| German Karate Federation                                 | 15            | -        | -        | -              | -        | -        | -             | -        | -        | -              | -        | -        | 15          | 1.4% |
| National Anti-Doping Agency Austria GmbH                 | 6             | -        | -        | 9              | -        | -        | -             | -        | -        | -              | -        | -        | 15          | 1.4% |
| Anti Doping Denmark                                      | 5             | -        | -        | 9              | -        | -        | -             | -        | -        | -              | -        | -        | 14          | 1.3% |
| Chinese Anti-Doping Agency                               | -             | -        | -        | 14             | -        | -        | -             | -        | -        | -              | -        | -        | 14          | 1.3% |
| SportAccord Event Organiser                              | 14            | -        | -        | -              | -        | -        | -             | -        | -        | -              | -        | -        | 14          | 1.3% |
| Anti Doping Authority the Netherlands                    | 6             | -        | -        | 7              | -        | -        | -             | -        | -        | -              | -        | -        | 13          | 1.2% |
| Venezuela NADO   | 9             | -        | -        | 4              | -        | -        | -             | -        | -        | -              | -        | -        | 13          | 1.2% |
| French Community of Belgium NADO                         | 12            | -        | 1        | -              | -        | -        | -             | -        | -        | -              | -        | -        | 12          | 1.1% |
| Egypt National Anti-doping Organization                  | -             | -        | -        | 12             | -        | -        | -             | -        | -        | -              | -        | -        | 12          | 1.1% |
| Anti-Doping Agency of Malaysia                           | -             | -        | -        | 10             | -        | -        | -             | -        | -        | -              | -        | -        | 10          | 0.9% |
| Kazakhstan National Anti-Doping Centre                   | -             | -        | -        | 10             | -        | -        | -             | -        | -        | -              | -        | -        | 10          | 0.9% |
| World Karate Organization                                | 10            | 2        | -        | -              | -        | -        | -             | -        | -        | -              | -        | -        | 10          | 0.9% |
| Hong Kong Anti-Doping Committee                          | -             | -        | -        | 9              | -        | -        | -             | -        | -        | -              | -        | -        | 9           | 0.9% |
| International Committee of Mediterranean Games           | 9             | -        | -        | -              | -        | -        | -             | -        | -        | -              | -        | -        | 9           | 0.9% |
| Anti-Doping Agency of Serbia                             | 8             | -        | -        | -              | -        | -        | -             | -        | -        | -              | -        | -        | 8           | 0.8% |
| Chinese Taipei Anti-Doping Agency                        | -             | -        | -        | 8              | -        | -        | -             | -        | -        | -              | -        | -        | 8           | 0.8% |
| European Karate Federation                               | 8             | -        | -        | -              | -        | -        | -             | -        | -        | -              | -        | -        | 8           | 0.8% |
| International World Games Association                    | 8             | -        | -        | -              | -        | -        | -             | -        | -        | -              | -        | -        | 8           | 0.8% |
| Kuwait Anti-Doping Committee                             | 8             | -        | -        | -              | -        | -        | -             | -        | -        | -              | -        | -        | 8           | 0.8% |
| Canadian Centre for Ethics in Sport                      | 3             | -        | -        | 4              | -        | -        | -             | -        | -        | -              | -        | -        | 7           | 0.7% |
| East Asian Games Association                             | 7             | -        | -        | -              | -        | -        | -             | -        | -        | -              | -        | -        | 7           | 0.7% |
| Asian Karatedo Federation                                | 6             | -        | 1        | -              | -        | -        | -             | -        | -        | -              | -        | -        | 6           | 0.6% |
| Brunei Darussalam Anti-Doping Committee                  | -             | -        | -        | 6              | -        | -        | -             | -        | -        | -              | -        | -        | 6           | 0.6% |
| Spain National Anti-Doping Agency                        | 6             | -        | -        | -              | -        | -        | -             | -        | -        | -              | -        | -        | 6           | 0.6% |
| Myanmar National Anti-Doping Organization                | -             | -        | -        | 6              | -        | -        | -             | -        | -        | -              | -        | -        | 6           | 0.6% |
| Qatar National Antidoping Committee                      | -             | -        | -        | 6              | -        | -        | -             | -        | -        | -              | -        | -        | 6           | 0.6% |
| University Sport Board of Thailand                       | 6             | -        | -        | -              | -        | -        | -             | -        | -        | -              | -        | -        | 6           | 0.6% |
| Czech Anti-Doping Committee                              | 5             | -        | -        | -              | -        | -        | -             | -        | -        | -              | -        | -        | 5           | 0.5% |
| Jordan Anti-doping Organization                          | -             | -        | -        | 5              | -        | -        | -             | -        | -        | -              | -        | -        | 5           | 0.5% |
| Qatar Karate Federation                                  | 5             | -        | -        | -              | -        | -        | -             | -        | -        | -              | -        | -        | 5           | 0.5% |
| Croatian Institute for Toxicology and Antidoping         | 4             | -        | -        | -              | -        | -        | -             | -        | -        | -              | -        | -        | 4           | 0.4% |
| Magyar Antidopping Csoport - HUNADO                      | 4             | -        | -        | -              | -        | -        | -             | -        | -        | -              | -        | -        | 4           | 0.4% |
| Lithuanian Anti-Doping Agency                            | -             | -        | -        | 4              | -        | -        | -             | -        | -        | -              | -        | -        | 4           | 0.4% |
| Organisation Deportiva Bolivariana                       | 4             | -        | -        | -              | -        | -        | -             | -        | -        | -              | -        | -        | 4           | 0.4% |
| South East Asia RADO                                     | -             | -        | -        | 4              | -        | -        | -             | -        | -        | -              | -        | -        | 4           | 0.4% |
| Anti-Doping Singapore                                    | -             | -        | -        | 2              | -        | -        | -             | -        | -        | -              | -        | -        | 2           | 0.2% |
| Luxembourg NADO  | -             | -        | -        | 2              | -        | -        | -             | -        | -        | -              | -        | -        | 2           | 0.2% |
| Cuba National Anti-Doping Agency                         | -             | -        | -        | 2              | -        | -        | -             | -        | -        | -              | -        | -        | 2           | 0.2% |
| Estonian Anti-Doping Agency                              | -             | -        | -        | 2              | -        | -        | -             | -        | -        | -              | -        | -        | 2           | 0.2% |
| Guatemala NADO   | 2             | -        | -        | -              | -        | -        | -             | -        | -        | -              | -        | -        | 2           | 0.2% |
| Indonesian Anti-Doping Agency                            | 2             | -        | -        | -              | -        | -        | -             | -        | -        | -              | -        | -        | 2           | 0.2% |
| Libyan Olympic Committee                                 | -             | -        | -        | 1              | -        | -        | -             | -        | -        | -              | -        | -        | 1           | 0.1% |
| <b>TOTAL</b>   | <b>601</b>    | <b>5</b> | <b>6</b> | <b>447</b>     | <b>-</b> | <b>-</b> | <b>-</b>      | <b>-</b> | <b>-</b> | <b>-</b>       | <b>-</b> | <b>7</b> | <b>1055</b> |      |

**Table 68: IOC Recognized Sport - Korfball**

| Testing Authority (TA)                | Urine     |          |          |          |          |          | Blood    |          |          |          |          |          | Total     |      |
|---------------------------------------|-----------|----------|----------|----------|----------|----------|----------|----------|----------|----------|----------|----------|-----------|------|
|                                       | IC        |          | OOC      |          | IC       |          | OOC      |          | IC       |          | OOC      |          | Samples   | %    |
|                                       | Samples   | ATF      | AAF      | Samples  | ATF      | AAF      | Samples  | ATF      | AAF      | Samples  | ATF      | AAF      |           |      |
| Anti Doping Authority the Netherlands | 21        | 1        | -        | -        | -        | -        | -        | -        | -        | -        | -        | -        | 21        | 47%  |
| International World Games Association | 9         | -        | -        | -        | -        | -        | -        | -        | -        | -        | -        | -        | 9         | 20%  |
| Czech Anti-Doping Committee           | 5         | -        | -        | -        | -        | -        | -        | -        | -        | -        | -        | -        | 5         | 11%  |
| Autoridade Antidopagem de Portugal    | 4         | -        | -        | -        | -        | -        | -        | -        | -        | -        | -        | -        | 4         | 8.9% |
| Koninklijke Belgische Korfballbond    | -         | -        | -        | 4        | 1        | -        | -        | -        | -        | -        | -        | -        | 4         | 8.9% |
| Chinese Taipei Anti-Doping Agency     | -         | -        | -        | 2        | -        | -        | -        | -        | -        | -        | -        | -        | 2         | 4.4% |
|                                       | <b>39</b> | <b>1</b> | <b>-</b> | <b>6</b> | <b>1</b> | <b>-</b> | <b>-</b> | <b>-</b> | <b>-</b> | <b>-</b> | <b>-</b> | <b>-</b> | <b>45</b> |      |

**Table 69: IOC Recognized Sport - Life Saving**

| Testing Authority (TA)                               | Urine      |          |          |           |          |          | Blood    |          |          |          |          |          | Total      |      |
|--|------------|----------|----------|-----------|----------|----------|----------|----------|----------|----------|----------|----------|------------|------|
|  | IC         |          | OOC      |           | IC       |          | OOC      |          | IC       |          | OOC      |          | Samples    | %    |
|  | Samples    | ATF      | AAF      | Samples   | ATF      | AAF      | Samples  | ATF      | AAF      | Samples  | ATF      | AAF      |            |      |
| Australian Sports Anti-Doping Authority              | 80         | -        | 1        | 22        | -        | -        | -        | -        | -        | -        | -        | -        | 102        | 39%  |
| German National Anti-Doping Agency                   | 24         | -        | 1        | 18        | -        | -        | -        | -        | -        | -        | -        | -        | 42         | 16%  |
| International World Games Association                | 19         | -        | -        | -         | -        | -        | -        | -        | -        | -        | -        | -        | 19         | 7.3% |
| Federación Española de Salvamento y Socorrismo       | 12         | -        | -        | 6         | -        | -        | -        | -        | -        | -        | -        | -        | 18         | 6.9% |
| Fédération Française de Joutes et Sauvetage Nautique | 15         | -        | -        | -         | -        | -        | -        | -        | -        | -        | -        | -        | 15         | 5.8% |
| International Lifesaving Federation                  | 13         | -        | -        | 2         | -        | -        | -        | -        | -        | -        | -        | -        | 15         | 5.8% |
| Comitato Olimpico Nazionale Italiano                 | 14         | -        | -        | -         | -        | -        | -        | -        | -        | -        | -        | -        | 14         | 5.4% |
| South African Institute for Drug-Free Sport          | 8          | -        | 1        | 2         | -        | -        | -        | -        | -        | -        | -        | -        | 10         | 3.8% |
| Drug Free Sport New Zealand                          | 8          | -        | -        | -         | -        | -        | -        | -        | -        | -        | -        | -        | 8          | 3.1% |
| Anti Doping Authority the Netherlands                | 6          | -        | -        | -         | -        | -        | -        | -        | -        | -        | -        | -        | 6          | 2.3% |
| Chinese Anti-Doping Agency                           | -          | -        | -        | 5         | -        | -        | -        | -        | -        | -        | -        | -        | 5          | 1.9% |
| Deutsche Lebens-Rettungs-Gesellschaft                | 3          | -        | -        | -         | -        | -        | -        | -        | -        | -        | -        | -        | 3          | 1.2% |
| Italy Swimming Federation                            | 3          | -        | -        | -         | -        | -        | -        | -        | -        | -        | -        | -        | 3          | 1.2% |
|  | <b>205</b> | <b>-</b> | <b>3</b> | <b>55</b> | <b>-</b> | <b>-</b> | <b>-</b> | <b>-</b> | <b>-</b> | <b>-</b> | <b>-</b> | <b>-</b> | <b>260</b> |      |

**Table 70: IOC Recognized Sport - Motorcycling**

| Testing Authority (TA)                         | Urine      |          |          |           |          |          | Blood    |          |          |          |          |          | Total      |      |
|--|------------|----------|----------|-----------|----------|----------|----------|----------|----------|----------|----------|----------|------------|------|
|  | IC         |          | OOC      |           | IC       |          | OOC      |          | IC       |          | OOC      |          | Samples    | %    |
|  | Samples    | ATF      | AAF      | Samples   | ATF      | AAF      | Samples  | ATF      | AAF      | Samples  | ATF      | AAF      |            |      |
| International Motorcycling Federation          | 90         | 1        | 3        | 18        | -        | -        | -        | -        | -        | -        | -        | -        | 108        | 25%  |
| Fédération Française de Motocyclisme           | 86         | -        | 1        | -         | -        | -        | -        | -        | -        | -        | -        | -        | 86         | 20%  |
| Real Federación Motociclista Española          | 28         | -        | -        | 1         | -        | -        | -        | -        | -        | -        | -        | -        | 29         | 6.8% |
| French Community of Belgium NADO               | 18         | -        | 1        | -         | -        | -        | -        | -        | -        | -        | -        | -        | 18         | 4.2% |
| Poland Commission against Doping in Sports     | 18         | -        | -        | -         | -        | -        | -        | -        | -        | -        | -        | -        | 18         | 4.2% |
| Swedish Sports Confederation Anti-Doping Group | 15         | 1        | 1        | 3         | -        | -        | -        | -        | -        | -        | -        | -        | 18         | 4.2% |
| Antidoping Switzerland                         | 17         | 1        | -        | 1         | 1        | -        | -        | -        | -        | -        | -        | -        | 18         | 4.2% |
| Autoridade Antidopagem de Portugal             | 15         | -        | -        | 2         | -        | -        | -        | -        | -        | -        | -        | -        | 17         | 4.0% |
| Spain National Anti-Doping Agency              | 16         | -        | -        | -         | -        | -        | -        | -        | -        | -        | -        | -        | 16         | 3.8% |
| Finnish Anti-Doping Agency                     | 16         | -        | -        | -         | -        | -        | -        | -        | -        | -        | -        | -        | 16         | 3.8% |
| Anti-Doping Norway                             | 9          | -        | -        | 3         | -        | -        | -        | -        | -        | -        | -        | -        | 12         | 2.8% |
| Japan Anti-Doping Agency                       | 12         | -        | -        | -         | -        | -        | -        | -        | -        | -        | -        | -        | 12         | 2.8% |
| German National Anti-Doping Agency             | 12         | -        | -        | -         | -        | -        | -        | -        | -        | -        | -        | -        | 12         | 2.8% |
| Comitato Olimpico Nazionale Italiano           | 11         | -        | -        | -         | -        | -        | -        | -        | -        | -        | -        | -        | 11         | 2.6% |
| Czech Anti-Doping Committee                    | 10         | -        | 1        | -         | -        | -        | -        | -        | -        | -        | -        | -        | 10         | 2.3% |
| Anti Doping Authority the Netherlands          | 7          | -        | -        | 2         | -        | -        | -        | -        | -        | -        | -        | -        | 9          | 2.1% |
| Anti Doping Denmark                            | 8          | -        | -        | -         | -        | -        | -        | -        | -        | -        | -        | -        | 8          | 1.9% |
| Drug Free Sport New Zealand                    | 4          | -        | -        | -         | -        | -        | -        | -        | -        | -        | -        | -        | 4          | 0.9% |
| South African Institute for Drug-Free Sport    | 4          | -        | -        | -         | -        | -        | -        | -        | -        | -        | -        | -        | 4          | 0.9% |
|  | <b>396</b> | <b>3</b> | <b>7</b> | <b>30</b> | <b>1</b> | <b>-</b> | <b>-</b> | <b>-</b> | <b>-</b> | <b>-</b> | <b>-</b> | <b>-</b> | <b>426</b> |      |

**Table 71: IOC Recognized Sport - Mountaineering and Climbing**

| Testing Authority (TA)                               | Urine      |     |     |             |     |     | Blood      |     |     |             |     |     | Total Samples | %    |
|--|------------|-----|-----|-------------|-----|-----|------------|-----|-----|-------------|-----|-----|---------------|------|
|  | IC Samples | ATF | AAF | OOO Samples | ATF | AAF | IC Samples | ATF | AAF | OOO Samples | ATF | AAF |               |      |
| Antidoping Switzerland                               | 20         | 1   | 1   | 30          | -   | -   | -          | -   | -   | 1           | -   | -   | 51            | 16%  |
| Comitato Olimpico Nazionale Italiano                 | 27         | -   | -   | 12          | -   | -   | -          | -   | -   | -           | -   | -   | 39            | 12%  |
| Italian Ministry of Health Department                | 36         | -   | -   | -           | -   | -   | -          | -   | -   | -           | -   | -   | 36            | 11%  |
| Japan Anti-Doping Agency                             | 18         | -   | -   | 6           | -   | -   | -          | -   | -   | -           | -   | -   | 24            | 7.3% |
| Spanish federation of Mountaineering and Climbing    | 9          | -   | -   | 12          | -   | -   | -          | -   | -   | -           | -   | -   | 21            | 6.4% |
| Fédération française de la montagne et de l'escalade | 20         | -   | -   | 1           | -   | -   | -          | -   | -   | -           | -   | -   | 21            | 6.4% |
| Kazakhstan National Anti-Doping Centre               | -          | -   | -   | 19          | -   | -   | -          | -   | -   | -           | -   | -   | 19            | 5.8% |
| Anti Doping Authority the Netherlands                | 17         | 1   | -   | -           | -   | -   | -          | -   | -   | -           | -   | -   | 17            | 5.2% |
| Union Internationale des Associations D'Alpinisme    | 14         | -   | -   | 3           | -   | -   | -          | -   | -   | -           | -   | -   | 17            | 5.2% |
| Romanian National Anti-Doping Agency                 | 16         | -   | -   | -           | -   | -   | -          | -   | -   | -           | -   | -   | 16            | 4.9% |
| Federació d'Entitats Excursionistes de Catalunya     | 10         | -   | -   | -           | -   | -   | -          | -   | -   | -           | -   | -   | 10            | 3.0% |
| GV Gobierno Vasco                                    | 9          | -   | -   | -           | -   | -   | -          | -   | -   | -           | -   | -   | 9             | 2.7% |
| Russian National Anti-Doping Organization            | 8          | -   | -   | -           | -   | -   | -          | -   | -   | -           | -   | -   | 8             | 2.4% |
| Anti-Doping Norway                                   | 6          | 1   | -   | 1           | -   | -   | -          | -   | -   | -           | -   | -   | 7             | 2.1% |
| International World Games Association                | 6          | -   | -   | -           | -   | -   | -          | -   | -   | -           | -   | -   | 6             | 1.8% |
| Korean Anti-Doping Agency                            | 2          | -   | -   | 4           | -   | -   | -          | -   | -   | -           | -   | -   | 6             | 1.8% |
| National Anti-Doping Agency Austria GmbH             | -          | -   | -   | 6           | -   | -   | -          | -   | -   | -           | -   | -   | 6             | 1.8% |
| Swedish Sports Confederation Anti-Doping Group       | 5          | -   | -   | -           | -   | -   | -          | -   | -   | -           | -   | -   | 5             | 1.5% |
| Autoridade Antidopagem de Portugal                   | 3          | -   | -   | -           | -   | -   | -          | -   | -   | -           | -   | -   | 3             | 0.9% |
| Andorra National Anti-Doping Commission              | 3          | -   | -   | -           | -   | -   | -          | -   | -   | -           | -   | -   | 3             | 0.9% |
| International Federation of Sports Climbing          | 3          | -   | -   | -           | -   | -   | -          | -   | -   | -           | -   | -   | 3             | 0.9% |
| United States Anti-Doping Agency                     | 2          | -   | -   | -           | -   | -   | -          | -   | -   | -           | -   | -   | 2             | 0.6% |
|  | 234        | 3   | 1   | 94          | -   | -   | -          | -   | -   | 1           | -   | -   | 329           |      |

**Table 72: IOC Recognized Sport - Netball**

| Testing Authority (TA)                      | Urine      |     |     |             |     |     | Blood      |     |     |             |     |     | Total Samples | %    |
|---|------------|-----|-----|-------------|-----|-----|------------|-----|-----|-------------|-----|-----|---------------|------|
|   | IC Samples | ATF | AAF | OOO Samples | ATF | AAF | IC Samples | ATF | AAF | OOO Samples | ATF | AAF |               |      |
| Australian Sports Anti-Doping Authority     | 125        | -   | 1   | 46          | -   | -   | -          | -   | -   | -           | -   | -   | 171           | 58%  |
| Drug Free Sport New Zealand                 | 16         | -   | -   | 13          | -   | -   | -          | -   | -   | -           | -   | -   | 29            | 9.9% |
| National Anti Doping Agency -India          | 24         | -   | -   | 2           | -   | -   | -          | -   | -   | -           | -   | -   | 26            | 8.9% |
| Jamaica Anti-Doping Commission              | 13         | -   | -   | 5           | -   | -   | -          | -   | -   | -           | -   | -   | 18            | 6.1% |
| Anti-Doping Singapore                       | 17         | -   | -   | -           | -   | -   | -          | -   | -   | -           | -   | -   | 17            | 5.8% |
| UK Anti-Doping                              | 13         | -   | -   | -           | -   | -   | -          | -   | -   | -           | -   | -   | 13            | 4.4% |
| International Netball Federation            | 10         | -   | -   | -           | -   | -   | -          | -   | -   | -           | -   | -   | 10            | 3.4% |
| Anti-Doping Commission of Malta             | 4          | -   | -   | -           | -   | -   | -          | -   | -   | -           | -   | -   | 4             | 1.4% |
| Caribbean Regional Anti-Doping Organization | -          | -   | -   | 2           | -   | -   | -          | -   | -   | -           | -   | -   | 2             | 0.7% |
| Sports Authority of Thailand                | 2          | -   | -   | -           | -   | -   | -          | -   | -   | -           | -   | -   | 2             | 0.7% |
| Oceania Regional Anti-Doping Organization   | -          | -   | -   | 1           | -   | -   | -          | -   | -   | -           | -   | -   | 1             | 0.3% |
|   | 224        | -   | 1   | 69          | -   | -   | -          | -   | -   | -           | -   | -   | 293           |      |

**Table 73: IOC Recognized Sport - Orienteering**

| Testing Authority (TA)                                    | Urine      |     |     |             |     |     | Blood      |     |     |             |     |     | Total   |      |
|---|------------|-----|-----|-------------|-----|-----|------------|-----|-----|-------------|-----|-----|---------|------|
|   | IC Samples | ATF | AAF | OOO Samples | ATF | AAF | IC Samples | ATF | AAF | OOO Samples | ATF | AAF | Samples | %    |
| International Orienteering Federation                     | 67         | 1   | -   | 4           | -   | -   | -          | -   | -   | -           | -   | -   | 71      | 15%  |
| Finnish Anti-Doping Agency                                | 30         | -   | -   | 37          | -   | -   | -          | -   | -   | -           | -   | -   | 67      | 14%  |
| Antidoping Switzerland                                    | 14         | 1   | -   | 47          | -   | -   | -          | -   | -   | 4           | -   | -   | 65      | 14%  |
| Fédération Française de Course d'Orientation              | 60         | -   | -   | -           | -   | -   | -          | -   | -   | -           | -   | -   | 60      | 13%  |
| Anti Doping Denmark                                       | 9          | -   | -   | 16          | -   | -   | -          | -   | -   | -           | -   | -   | 25      | 5.2% |
| Japan Anti-Doping Agency                                  | 21         | -   | -   | -           | -   | -   | -          | -   | -   | -           | -   | -   | 21      | 4.4% |
| Swedish Sports Confederation Anti-Doping Group            | 9          | -   | 1   | 11          | 1   | -   | -          | -   | -   | -           | -   | -   | 20      | 4.2% |
| Spanish Orienteering Federation                           | 9          | -   | -   | 7           | -   | -   | -          | -   | -   | -           | -   | -   | 16      | 3.4% |
| National Anti-Doping Agency Austria GmbH                  | 6          | -   | -   | 10          | -   | -   | -          | -   | -   | -           | -   | -   | 16      | 3.4% |
| Anti-Doping Norway  | 6          | -   | -   | 8           | -   | -   | -          | -   | -   | -           | -   | -   | 14      | 2.9% |
| Kazakhstan National Anti-Doping Centre                    | -          | -   | -   | 14          | -   | -   | -          | -   | -   | -           | -   | -   | 14      | 2.9% |
| International World Games Association                     | 8          | -   | -   | -           | -   | -   | 4          | -   | -   | -           | -   | -   | 12      | 2.5% |
| Italian Ministry of Health Department                     | 11         | -   | -   | -           | -   | -   | -          | -   | -   | -           | -   | -   | 11      | 2.3% |
| Czech Anti-Doping Committee                               | 10         | -   | -   | -           | -   | -   | -          | -   | -   | -           | -   | -   | 10      | 2.1% |
| Fédération des Clubs Sportif et Artistiques de la défense | 10         | -   | -   | -           | -   | -   | -          | -   | -   | -           | -   | -   | 10      | 2.1% |
| Russian National Anti-Doping Organization                 | -          | -   | -   | 10          | 3   | -   | -          | -   | -   | -           | -   | -   | 10      | 2.1% |
| Autoridade Antidopagem de Portugal                        | 6          | -   | -   | -           | -   | -   | -          | -   | -   | -           | -   | -   | 6       | 1.3% |
| Romanian National Anti-Doping Agency                      | 6          | -   | -   | -           | -   | -   | -          | -   | -   | -           | -   | -   | 6       | 1.3% |
| NADO Flanders   | 6          | -   | -   | -           | -   | -   | -          | -   | -   | -           | -   | -   | 6       | 1.3% |
| Conseil International des Sports Militaires               | 4          | -   | 1   | -           | -   | -   | -          | -   | -   | -           | -   | -   | 4       | 0.8% |
| Magyar Antidopping Csoport - HUNADO                       | -          | -   | -   | 4           | -   | -   | -          | -   | -   | -           | -   | -   | 4       | 0.8% |
| Anti-Doping department of State Sports Medicine Centre    | -          | -   | -   | 3           | -   | -   | -          | -   | -   | -           | -   | -   | 3       | 0.6% |
| Chinese Anti-Doping Agency                                | 2          | -   | -   | -           | -   | -   | -          | -   | -   | -           | -   | -   | 2       | 0.4% |
| Estonian Anti-Doping Agency                               | -          | -   | -   | 2           | -   | -   | -          | -   | -   | -           | -   | -   | 2       | 0.4% |
| Slovak Anti-Doping Agency                                 | -          | -   | -   | 2           | -   | -   | -          | -   | -   | -           | -   | -   | 2       | 0.4% |
|   | 294        | 2   | 2   | 175         | 4   | -   | 4          | -   | -   | 4           | -   | -   | 477     |      |

**Table 74: IOC Recognized Sport - Polo**

| Testing Authority (TA)            | Urine      |     |     |             |     |     | Blood      |     |     |             |     |     | Total   |     |
|-----------------------------------|------------|-----|-----|-------------|-----|-----|------------|-----|-----|-------------|-----|-----|---------|-----|
|                                   | IC Samples | ATF | AAF | OOO Samples | ATF | AAF | IC Samples | ATF | AAF | OOO Samples | ATF | AAF | Samples | %   |
| Spain National Anti-Doping Agency | 3          | -   | -   | -           | -   | -   | -          | -   | -   | -           | -   | -   | 3       | 60% |
| Cuba National Anti-Doping Agency  | -          | -   | -   | 2           | -   | -   | -          | -   | -   | -           | -   | -   | 2       | 40% |
|                                   | 3          | -   | -   | 2           | -   | -   | -          | -   | -   | -           | -   | -   | 5       |     |

**Table 75: IOC Recognized Sport - Powerboating**

| Testing Authority (TA)               | Urine      |     |     |             |     |     | Blood      |     |     |             |     |     | Total   |      |
|--------------------------------------|------------|-----|-----|-------------|-----|-----|------------|-----|-----|-------------|-----|-----|---------|------|
|                                      | IC Samples | ATF | AAF | OOO Samples | ATF | AAF | IC Samples | ATF | AAF | OOO Samples | ATF | AAF | Samples | %    |
| Korea Motorboat Racing Association   | 135        | -   | -   | -           | -   | -   | -          | -   | -   | -           | -   | -   | 135     | 68%  |
| Union Internationale Motonautique    | 21         | -   | -   | 9           | -   | -   | -          | -   | -   | -           | -   | -   | 30      | 15%  |
| Fédération Française de Motonautique | 18         | -   | 2   | -           | -   | -   | -          | -   | -   | -           | -   | -   | 18      | 9.0% |
| Spain National Anti-Doping Agency    | 7          | -   | 1   | -           | -   | -   | -          | -   | -   | -           | -   | -   | 7       | 3.5% |
| Comitato Olimpico Nazionale Italiano | 6          | -   | 1   | -           | -   | -   | -          | -   | -   | -           | -   | -   | 6       | 3.0% |
| Autoridade Antidopagem de Portugal   | 2          | -   | -   | -           | -   | -   | -          | -   | -   | -           | -   | -   | 2       | 1.0% |
| Anti-Doping Commission of Malta      | -          | -   | -   | 1           | -   | -   | -          | -   | -   | -           | -   | -   | 1       | 0.5% |
|                                      | 189        | -   | 4   | 10          | -   | -   | -          | -   | -   | -           | -   | -   | 199     |      |



**Table 76: IOC Recognized Sport - Racquetball**

| Testing Authority (TA)                            | Urine      |     |     |             |     |     | Blood      |     |     |             |     |     | Total   |      |
|---|------------|-----|-----|-------------|-----|-----|------------|-----|-----|-------------|-----|-----|---------|------|
|   | IC Samples | ATF | AAF | OOO Samples | ATF | AAF | IC Samples | ATF | AAF | OOO Samples | ATF | AAF | Samples | %    |
| United States Anti-Doping Agency                  | 4          | -   | -   | 9           | -   | -   | -          | -   | -   | -           | -   | -   | 13      | 33%  |
| International Racquetball Federation              | 4          | -   | -   | 4           | -   | -   | -          | -   | -   | -           | -   | -   | 8       | 20%  |
| International World Games Association             | 6          | -   | -   | -           | -   | -   | -          | -   | -   | -           | -   | -   | 6       | 15%  |
| Venezuela NADO                                    | 4          | -   | -   | -           | -   | -   | -          | -   | -   | -           | -   | -   | 4       | 10%  |
| Organisation Deportiva Bolivariana                | 3          | -   | -   | -           | -   | -   | -          | -   | -   | -           | -   | -   | 3       | 7.5% |
| Canadian Centre for Ethics in Sport               | 2          | -   | -   | -           | -   | -   | -          | -   | -   | -           | -   | -   | 2       | 5.0% |
| Korean Anti-Doping Agency                         | -          | -   | -   | 2           | -   | -   | -          | -   | -   | -           | -   | -   | 2       | 5.0% |
| Organización Deportiva Centroamericana y Caribeña | 2          | -   | -   | -           | -   | -   | -          | -   | -   | -           | -   | -   | 2       | 5.0% |
|   | 25         | -   | -   | 15          | -   | -   | -          | -   | -   | -           | -   | -   | 40      |      |

**Table 77: IOC Recognized Sport - Roller Sports**

| Testing Authority (TA)                                 | Urine      |     |     |             |     |     | Blood      |     |     |             |     |     | Total   |      |
|--|------------|-----|-----|-------------|-----|-----|------------|-----|-----|-------------|-----|-----|---------|------|
|  | IC Samples | ATF | AAF | OOO Samples | ATF | AAF | IC Samples | ATF | AAF | OOO Samples | ATF | AAF | Samples | %    |
| International Roller Sports Federation                 | 104        | -   | -   | 31          | -   | -   | -          | -   | -   | -           | -   | -   | 135     | 23%  |
| Autoridade Antidopagem de Portugal                     | 51         | 1   | 2   | 49          | 2   | -   | -          | -   | -   | -           | -   | -   | 100     | 17%  |
| Comitato Olimpico Nazionale Italiano                   | 43         | 1   | 1   | 2           | 2   | -   | -          | -   | -   | -           | -   | -   | 45      | 7.8% |
| German National Anti-Doping Agency                     | 6          | -   | -   | 33          | -   | -   | -          | -   | -   | -           | -   | -   | 39      | 6.8% |
| Deutscher Rollsport und Inline-Verband                 | 30         | -   | -   | -           | -   | -   | -          | -   | -   | -           | -   | -   | 30      | 5.2% |
| Colombian NADO   | 29         | -   | -   | -           | -   | -   | -          | -   | -   | -           | -   | -   | 29      | 5.0% |
| Spanish Skating Federation                             | 4          | -   | -   | 25          | -   | -   | -          | -   | -   | -           | -   | -   | 29      | 5.0% |
| Venezuela NADO   | 23         | -   | -   | 2           | -   | -   | -          | -   | -   | -           | -   | -   | 25      | 4.3% |
| United States Anti-Doping Agency                       | 16         | -   | -   | 6           | -   | -   | -          | -   | -   | -           | -   | -   | 22      | 3.8% |
| Fédération Française de Roller skating                 | 19         | -   | 1   | -           | -   | -   | -          | -   | -   | -           | -   | -   | 19      | 3.3% |
| Korean Anti-Doping Agency                              | 13         | -   | -   | -           | -   | -   | -          | -   | -   | -           | -   | -   | 13      | 2.3% |
| NADO Flanders  | 13         | -   | -   | -           | -   | -   | -          | -   | -   | -           | -   | -   | 13      | 2.3% |
| International World Games Association                  | 12         | -   | -   | -           | -   | -   | -          | -   | -   | -           | -   | -   | 12      | 2.1% |
| Anti Doping Authority the Netherlands                  | 7          | -   | -   | 4           | -   | -   | -          | -   | -   | -           | -   | -   | 11      | 1.9% |
| Antidoping Switzerland                                 | 4          | -   | -   | 7           | -   | -   | -          | -   | -   | -           | -   | -   | 11      | 1.9% |
| Confederacion Argentina de Hockey                      | 10         | 1   | -   | -           | -   | -   | -          | -   | -   | -           | -   | -   | 10      | 1.7% |
| Chinese Anti-Doping Agency                             | 7          | -   | -   | -           | -   | -   | -          | -   | -   | -           | -   | -   | 7       | 1.2% |
| Czech Anti-Doping Committee                            | 5          | -   | -   | -           | -   | -   | -          | -   | -   | -           | -   | -   | 5       | 0.9% |
| Anti-Doping department of State Sports Medicine Centre | -          | -   | -   | 5           | -   | -   | -          | -   | -   | -           | -   | -   | 5       | 0.9% |
| Cuba National Anti-Doping Agency                       | -          | -   | -   | 4           | -   | -   | -          | -   | -   | -           | -   | -   | 4       | 0.7% |
| Organisation Deportiva Bolivariana                     | 4          | -   | -   | -           | -   | -   | -          | -   | -   | -           | -   | -   | 4       | 0.7% |
| Anti Doping Denmark                                    | -          | -   | -   | 3           | -   | -   | -          | -   | -   | -           | -   | -   | 3       | 0.5% |
| International Skating Union                            | -          | -   | -   | 2           | -   | -   | -          | -   | -   | -           | -   | -   | 2       | 0.3% |
| Swedish Sports Confederation Anti-Doping Group         | -          | -   | -   | 2           | -   | -   | -          | -   | -   | -           | -   | -   | 2       | 0.3% |
| Italian Ministry of Health Department                  | -          | -   | -   | 1           | -   | -   | -          | -   | -   | -           | -   | -   | 1       | 0.2% |
|  | 400        | 3   | 4   | 176         | 4   | -   | -          | -   | -   | -           | -   | -   | 576     |      |

**Table 78: IOC Recognized Sport - Softball**

| Testing Authority (TA)                            | Urine   |     |     |         |     |     | Blood   |     |     |         |     |     | Total   |     |      |
|---|---------|-----|-----|---------|-----|-----|---------|-----|-----|---------|-----|-----|---------|-----|------|
|   | IC      |     | OOC |         | IC  |     | OOC     |     | IC  |         | OOC |     | Samples | %   |      |
|   | Samples | ATF | AAF | Samples | ATF | AAF | Samples | ATF | AAF | Samples | ATF | AAF |         |     |      |
| Venezuela NADO                                    | 12      | -   | -   | 20      | -   | -   | -       | -   | -   | -       | 25  | -   | -       | 57  | 19%  |
| Japan Anti-Doping Agency                          | 33      | -   | -   | 7       | -   | -   | -       | -   | -   | -       | -   | -   | -       | 40  | 13%  |
| Chinese Anti-Doping Agency                        | 18      | -   | -   | 18      | -   | -   | -       | -   | -   | -       | -   | -   | -       | 36  | 12%  |
| International Softball Federation                 | 16      | -   | -   | 16      | -   | -   | -       | -   | -   | -       | -   | -   | -       | 32  | 11%  |
| Spanish Baseball and Softball Federation          | 12      | -   | -   | 17      | -   | 1   | -       | -   | -   | -       | -   | -   | -       | 29  | 9.5% |
| Italian Ministry of Health Department             | 13      | -   | -   | -       | -   | -   | -       | -   | -   | -       | -   | -   | -       | 13  | 4.3% |
| Czech Anti-Doping Committee                       | 8       | -   | -   | 4       | -   | -   | -       | -   | -   | -       | -   | -   | -       | 12  | 3.9% |
| Comitato Olimpico Nazionale Italiano              | 10      | -   | -   | -       | -   | -   | -       | -   | -   | -       | -   | -   | -       | 10  | 3.3% |
| Sports Authority of Thailand                      | 10      | -   | 1   | -       | -   | -   | -       | -   | -   | -       | -   | -   | -       | 10  | 3.3% |
| Australian Sports Anti-Doping Authority           | 8       | -   | -   | 1       | -   | -   | -       | -   | -   | -       | -   | -   | -       | 9   | 3.0% |
| Deutscher Baseball und Softball Verband           | 8       | -   | -   | -       | -   | -   | -       | -   | -   | -       | -   | -   | -       | 8   | 2.6% |
| United States Anti-Doping Agency                  | -       | -   | -   | 8       | -   | -   | -       | -   | -   | -       | -   | -   | -       | 8   | 2.6% |
| Drug Free Sport New Zealand                       | -       | -   | -   | 6       | -   | -   | -       | -   | -   | -       | -   | -   | -       | 6   | 2.0% |
| International World Games Association             | 6       | -   | -   | -       | -   | -   | -       | -   | -   | -       | -   | -   | -       | 6   | 2.0% |
| Korean Anti-Doping Agency                         | 3       | -   | -   | 2       | -   | -   | -       | -   | -   | -       | -   | -   | -       | 5   | 1.6% |
| Anti Doping Denmark                               | -       | -   | -   | 4       | -   | -   | -       | -   | -   | -       | -   | -   | -       | 4   | 1.3% |
| Organisation Deportiva Bolivariana                | 4       | -   | -   | -       | -   | -   | -       | -   | -   | -       | -   | -   | -       | 4   | 1.3% |
| Organización Deportiva Centroamericana y Caribeña | 4       | -   | -   | -       | -   | -   | -       | -   | -   | -       | -   | -   | -       | 4   | 1.3% |
| Swedish Sports Confederation Anti-Doping Group    | 4       | -   | -   | -       | -   | -   | -       | -   | -   | -       | -   | -   | -       | 4   | 1.3% |
| Canadian Centre for Ethics in Sport               | 2       | -   | -   | -       | -   | -   | -       | -   | -   | -       | -   | -   | -       | 2   | 0.7% |
| National Anti Doping Agency Belize                | -       | -   | -   | 2       | -   | -   | -       | -   | -   | -       | -   | -   | -       | 2   | 0.7% |
| Romanian National Anti-Doping Agency              | -       | -   | -   | 1       | -   | -   | -       | -   | -   | -       | -   | -   | -       | 1   | 0.3% |
| Caribbean Regional Anti-Doping Organization       | -       | -   | -   | 1       | -   | -   | -       | -   | -   | -       | -   | -   | -       | 1   | 0.3% |
| German National Anti-Doping Agency                | -       | -   | -   | 1       | -   | -   | -       | -   | -   | -       | -   | -   | -       | 1   | 0.3% |
|   | 171     | -   | 1   | 108     | -   | 1   | -       | -   | -   | -       | 25  | -   | -       | 304 |      |

**Table 79: IOC Recognized Sport - Sport Climbing**

| Testing Authority (TA)                               | Urine   |     |     |         |     |     | Blood   |     |     |         |     |     | Total   |     |      |
|--|---------|-----|-----|---------|-----|-----|---------|-----|-----|---------|-----|-----|---------|-----|------|
|  | IC      |     | OOC |         | IC  |     | OOC     |     | IC  |         | OOC |     | Samples | %   |      |
|  | Samples | ATF | AAF | Samples | ATF | AAF | Samples | ATF | AAF | Samples | ATF | AAF |         |     |      |
| Russian National Anti-Doping Organization            | 106     | 1   | -   | 5       | -   | -   | -       | -   | -   | -       | -   | -   | -       | 111 | 38%  |
| International Federation of Sports Climbing          | 70      | 1   | 1   | 4       | -   | -   | -       | -   | -   | 1       | -   | -   | -       | 75  | 26%  |
| Fédération française de la montagne et de l'escalade | 21      | -   | -   | -       | -   | -   | -       | -   | -   | -       | -   | -   | -       | 21  | 7%   |
| National Anti-Doping Agency Austria GmbH             | 11      | -   | -   | 9       | -   | -   | -       | -   | -   | -       | -   | -   | -       | 20  | 7%   |
| German Alpin Union (DAV)                             | 10      | -   | -   | -       | -   | -   | -       | -   | -   | -       | -   | -   | -       | 10  | 3.4% |
| Poland Commission against Doping in Sports           | 10      | -   | -   | -       | -   | -   | -       | -   | -   | -       | -   | -   | -       | 10  | 3.4% |
| Czech Anti-Doping Committee                          | 9       | -   | -   | -       | -   | -   | -       | -   | -   | -       | -   | -   | -       | 9   | 3.1% |
| Spanish federation of Mountaineering and Climbing    | 4       | -   | -   | 4       | -   | -   | -       | -   | -   | -       | -   | -   | -       | 8   | 2.8% |
| New Caledonia NADO                                   | 6       | -   | 1   | -       | -   | -   | -       | -   | -   | -       | -   | -   | -       | 6   | 2.1% |
| Conseil International des Sports Militaires          | 4       | -   | -   | -       | -   | -   | -       | -   | -   | -       | -   | -   | -       | 4   | 1.4% |
| International World Games Association                | 4       | -   | -   | -       | -   | -   | -       | -   | -   | -       | -   | -   | -       | 4   | 1.4% |
| Organisation Deportiva Bolivariana                   | 4       | -   | -   | -       | -   | -   | -       | -   | -   | -       | -   | -   | -       | 4   | 1.4% |
| Anti-Doping Centre Bulgaria                          | 3       | -   | -   | -       | -   | -   | -       | -   | -   | -       | -   | -   | -       | 3   | 1.0% |
| Antidoping Switzerland                               | 3       | -   | -   | -       | -   | -   | -       | -   | -   | -       | -   | -   | -       | 3   | 1.0% |
| Chinese Anti-Doping Agency                           | 2       | -   | -   | -       | -   | -   | -       | -   | -   | -       | -   | -   | -       | 2   | 0.7% |
|  | 267     | 2   | 2   | 22      | -   | -   | -       | -   | -   | -       | 1   | -   | -       | 290 |      |

**Table 80: IOC Recognized Sport - Squash**

| Testing Authority (TA)                         | Urine   |     |     |         |     |     | Blood   |     |     |         |     |     | Total   |      |
|--|---------|-----|-----|---------|-----|-----|---------|-----|-----|---------|-----|-----|---------|------|
|  | IC      |     | OOO |         | IC  |     | OOO     |     | IC  |         | OOO |     | Samples | %    |
|  | Samples | ATF | AAF | Samples | ATF | AAF | Samples | ATF | AAF | Samples | ATF | AAF |         |      |
| World Squash Federation                        | 16      | -   | -   | 25      | -   | -   | -       | -   | -   | -       | -   | -   | 41      | 11%  |
| UK Anti-Doping                                 | 14      | -   | -   | 18      | -   | -   | -       | -   | -   | -       | -   | -   | 32      | 8.6% |
| French Community of Belgium NADO               | 26      | -   | -   | -       | -   | -   | -       | -   | -   | -       | -   | -   | 26      | 7.0% |
| Japan Anti-Doping Agency                       | 6       | -   | -   | 19      | -   | -   | -       | -   | -   | -       | -   | -   | 25      | 6.8% |
| Anti Doping Authority the Netherlands          | 19      | -   | -   | -       | -   | -   | -       | -   | -   | -       | -   | -   | 19      | 5.1% |
| Korean Anti-Doping Agency                      | 7       | -   | -   | 12      | -   | -   | -       | -   | -   | -       | -   | -   | 19      | 5.1% |
| NADO Flanders                                  | 18      | -   | 3   | -       | -   | -   | -       | -   | -   | -       | -   | -   | 18      | 4.9% |
| Chinese Anti-Doping Agency                     | -       | -   | -   | 14      | -   | -   | -       | -   | -   | -       | -   | -   | 14      | 3.8% |
| Finnish Anti-Doping Agency                     | 8       | -   | -   | 6       | -   | -   | -       | -   | -   | -       | -   | -   | 14      | 3.8% |
| French Squash Federation                       | 10      | -   | -   | 3       | -   | -   | -       | -   | 1   | -       | -   | -   | 14      | 3.8% |
| Italian Ministry of Health Department          | 12      | -   | -   | -       | -   | -   | -       | -   | -   | -       | -   | -   | 12      | 3.2% |
| Colombian NADO                                 | 10      | -   | -   | -       | -   | -   | -       | -   | -   | -       | -   | -   | 10      | 2.7% |
| Hong Kong Anti-Doping Committee                | -       | -   | -   | 10      | -   | -   | -       | -   | -   | -       | -   | -   | 10      | 2.7% |
| Australian Sports Anti-Doping Authority        | 9       | -   | -   | -       | -   | -   | -       | -   | -   | -       | -   | -   | 9       | 2.4% |
| Spain National Anti-Doping Agency              | 9       | -   | -   | -       | -   | -   | -       | -   | -   | -       | -   | -   | 9       | 2.4% |
| Deutscher Squashverband                        | 9       | -   | -   | -       | -   | -   | -       | -   | -   | -       | -   | -   | 9       | 2.4% |
| International World Games Association          | 8       | -   | -   | -       | -   | -   | 1       | -   | -   | -       | -   | -   | 9       | 2.4% |
| Swedish Sports Confederation Anti-Doping Group | 9       | -   | -   | -       | -   | -   | -       | -   | -   | -       | -   | -   | 9       | 2.4% |
| Saudi Arabian Antidoping Committee             | 8       | -   | -   | -       | -   | -   | -       | -   | -   | -       | -   | -   | 8       | 2.2% |
| German National Anti-Doping Agency             | -       | -   | -   | 7       | -   | -   | -       | -   | -   | -       | -   | -   | 7       | 1.9% |
| United States Anti-Doping Agency               | 2       | -   | -   | 5       | 1   | -   | -       | -   | -   | -       | -   | -   | 7       | 1.9% |
| Comitato Olimpico Nazionale Italiano           | 6       | -   | -   | -       | -   | -   | -       | -   | -   | -       | -   | -   | 6       | 1.6% |
| Anti Doping Denmark                            | -       | -   | -   | 5       | -   | -   | -       | -   | -   | -       | -   | -   | 5       | 1.4% |
| National Anti-Doping Agency Austria GmbH       | 4       | -   | -   | 1       | -   | -   | -       | -   | -   | -       | -   | -   | 5       | 1.4% |
| Czech Anti-Doping Committee                    | 4       | -   | -   | -       | -   | -   | -       | -   | -   | -       | -   | -   | 4       | 1.1% |
| Irish Sports Council                           | 2       | -   | -   | 2       | -   | -   | -       | -   | -   | -       | -   | -   | 4       | 1.1% |
| Olympic Council of Asia                        | 4       | -   | -   | -       | -   | -   | -       | -   | -   | -       | -   | -   | 4       | 1.1% |
| Organisation Deportiva Bolivariana             | 4       | -   | -   | -       | -   | -   | -       | -   | -   | -       | -   | -   | 4       | 1.1% |
| Qatar National Antidoping Committee            | -       | -   | -   | 3       | -   | -   | -       | -   | -   | -       | -   | -   | 3       | 0.8% |
| Canadian Centre for Ethics in Sport            | 1       | -   | -   | 1       | -   | -   | -       | -   | -   | -       | -   | -   | 2       | 0.5% |
| East Asian Games Association                   | 2       | -   | -   | -       | -   | -   | -       | -   | -   | -       | -   | -   | 2       | 0.5% |
| Guatemala NADO                                 | 2       | -   | -   | -       | -   | -   | -       | -   | -   | -       | -   | -   | 2       | 0.5% |
| Magyar Antidopping Csoport - HUNADO            | -       | -   | -   | 2       | -   | -   | -       | -   | -   | -       | -   | -   | 2       | 0.5% |
| Kuwait Anti-Doping Committee                   | 2       | -   | -   | -       | -   | -   | -       | -   | -   | -       | -   | -   | 2       | 0.5% |
| Sports Authority of Thailand                   | -       | -   | -   | 2       | -   | -   | -       | -   | -   | -       | -   | -   | 2       | 0.5% |
| Caribbean Regional Anti-Doping Organization    | -       | -   | -   | 1       | -   | -   | -       | -   | -   | -       | -   | -   | 1       | 0.3% |
| Jordan Anti-doping Organization                | -       | -   | -   | 1       | -   | -   | -       | -   | -   | -       | -   | -   | 1       | 0.3% |
|  | 231     | -   | 3   | 137     | 1   | -   | 1       | -   | -   | 1       | -   | -   | 370     |      |

**Table 81: IOC Recognized Sport - Sumo**

| Testing Authority (TA)                     | Urine   |     |     |         |     |     | Blood   |     |     |         |     |     | Total   |      |
|--|---------|-----|-----|---------|-----|-----|---------|-----|-----|---------|-----|-----|---------|------|
|  | IC      |     | OOO |         | IC  |     | OOO     |     | IC  |         | OOO |     | Samples | %    |
|  | Samples | ATF | AAF | Samples | ATF | AAF | Samples | ATF | AAF | Samples | ATF | AAF |         |      |
| Japan Anti-Doping Agency                   | 67      | -   | -   | -       | -   | -   | -       | -   | -   | -       | -   | -   | 67      | 47%  |
| Russian National Anti-Doping Organization  | -       | -   | -   | 27      | 2   | -   | -       | -   | -   | -       | -   | -   | 27      | 19%  |
| International Sumo Federation              | 10      | -   | -   | 5       | -   | -   | -       | -   | -   | -       | -   | -   | 15      | 10%  |
| Poland Commission against Doping in Sports | 9       | -   | -   | -       | -   | -   | -       | -   | -   | -       | -   | -   | 9       | 6.3% |
| International World Games Association      | 8       | -   | -   | -       | -   | -   | -       | -   | -   | -       | -   | -   | 8       | 5.6% |
| SportAccord Event Organiser                | 8       | -   | -   | -       | -   | -   | -       | -   | -   | -       | -   | -   | 8       | 5.6% |
| Magyar Antidopping Csoport - HUNADO        | -       | -   | -   | 6       | -   | 1   | -       | -   | -   | -       | -   | -   | 6       | 4.2% |
| Chinese Taipei Anti-Doping Agency          | -       | -   | -   | 2       | -   | -   | -       | -   | -   | -       | -   | -   | 2       | 1.4% |
| Anti Doping Authority the Netherlands      | -       | -   | -   | 1       | -   | -   | -       | -   | -   | -       | -   | -   | 1       | 0.7% |
|  | 102     | -   | -   | 41      | 2   | 1   | -       | -   | -   | -       | -   | -   | 143     |      |

**Table 82: IOC Recognized Sport - Surfing**

| Testing Authority (TA)                                    | Urine      |          |          |           |          |          | Blood    |          |          |          |          |          | Total      |      |
|---|------------|----------|----------|-----------|----------|----------|----------|----------|----------|----------|----------|----------|------------|------|
|   | IC         |          | OOC      |           | IC       |          | OOC      |          | IC       |          | OOC      |          | Samples    | %    |
|   | Samples    | ATF      | AAF      | Samples   | ATF      | AAF      | Samples  | ATF      | AAF      | Samples  | ATF      | AAF      |            |      |
| International Surfing Association                         | 48         | -        | 1        | -         | -        | -        | -        | -        | -        | -        | -        | -        | 48         | 23%  |
| Chinese Anti-Doping Agency                                | 28         | -        | -        | 12        | -        | -        | -        | -        | -        | -        | -        | -        | 40         | 19%  |
| Ecuador NADO  | 18         | -        | -        | 3         | -        | -        | -        | -        | -        | -        | -        | -        | 21         | 10%  |
| Venezuela NADO  | 21         | -        | -        | -         | -        | -        | -        | -        | -        | -        | -        | -        | 21         | 10%  |
| Autoridade Antidopagem de Portugal                        | 16         | -        | -        | 3         | 1        | -        | -        | -        | -        | -        | -        | -        | 19         | 9.0% |
| Comision Nacional Antidopaje Peru                         | 10         | -        | -        | -         | -        | -        | -        | -        | -        | -        | -        | -        | 10         | 4.7% |
| Antidoping Switzerland                                    | 8          | -        | -        | -         | -        | -        | -        | -        | -        | -        | -        | -        | 8          | 3.8% |
| Service de la Jeunesse et sport de la Polynésie Française | 8          | -        | -        | -         | -        | -        | -        | -        | -        | -        | -        | -        | 8          | 3.8% |
| Organisation Deportiva Bolivariana                        | 7          | -        | 1        | -         | -        | -        | -        | -        | -        | -        | -        | -        | 7          | 3.3% |
| United States Anti-Doping Agency                          | 7          | -        | -        | -         | -        | -        | -        | -        | -        | -        | -        | -        | 7          | 3.3% |
| Hong Kong Anti-Doping Committee                           | 3          | -        | -        | 2         | -        | -        | -        | -        | -        | -        | -        | -        | 5          | 2.4% |
| Spain National Anti-Doping Agency                         | 4          | -        | -        | -         | -        | -        | -        | -        | -        | -        | -        | -        | 4          | 1.9% |
| Irish Sports Council                                      | 4          | -        | -        | -         | -        | -        | -        | -        | -        | -        | -        | -        | 4          | 1.9% |
| Federation Française de SURF                              | 3          | -        | -        | -         | -        | -        | -        | -        | -        | -        | -        | -        | 3          | 1.4% |
| Sports Authority of Thailand                              | -          | -        | -        | 3         | -        | -        | -        | -        | -        | -        | -        | -        | 3          | 1.4% |
| Colombian NADO  | 2          | -        | -        | -         | -        | -        | -        | -        | -        | -        | -        | -        | 2          | 0.9% |
| German National Anti-Doping Agency                        | -          | -        | -        | 1         | -        | -        | -        | -        | -        | -        | -        | -        | 1          | 0.5% |
| <b>Total</b>  | <b>187</b> | <b>-</b> | <b>2</b> | <b>24</b> | <b>1</b> | <b>-</b> | <b>-</b> | <b>-</b> | <b>-</b> | <b>-</b> | <b>-</b> | <b>-</b> | <b>211</b> |      |

**Table 83: IOC Recognized Sport - Tug of War**

| Testing Authority (TA)                                 | Urine     |          |          |           |          |          | Blood    |          |          |          |          |          | Total      |      |
|--|-----------|----------|----------|-----------|----------|----------|----------|----------|----------|----------|----------|----------|------------|------|
|  | IC        |          | OOC      |           | IC       |          | OOC      |          | IC       |          | OOC      |          | Samples    | %    |
|  | Samples   | ATF      | AAF      | Samples   | ATF      | AAF      | Samples  | ATF      | AAF      | Samples  | ATF      | AAF      |            |      |
| Swedish Sports Confederation Anti-Doping Group         | 12        | -        | 1        | 20        | -        | 1        | -        | -        | -        | -        | -        | -        | 32         | 29%  |
| German National Anti-Doping Agency                     | 10        | -        | -        | 14        | -        | -        | -        | -        | -        | -        | -        | -        | 24         | 21%  |
| Antidoping Switzerland                                 | 8         | -        | -        | 8         | -        | -        | -        | -        | -        | -        | -        | -        | 16         | 14%  |
| Tug-of-War International Federation                    | 5         | -        | -        | 11        | -        | 1        | -        | -        | -        | -        | -        | -        | 16         | 14%  |
| Chinese Anti-Doping Agency                             | -         | -        | -        | 8         | -        | -        | -        | -        | -        | -        | -        | -        | 8          | 7.1% |
| Japan Anti-Doping Agency                               | 6         | -        | -        | -         | -        | -        | -        | -        | -        | -        | -        | -        | 6          | 5.4% |
| Anti-Doping department of State Sports Medicine Centre | -         | -        | -        | 6         | -        | -        | -        | -        | -        | -        | -        | -        | 6          | 5.4% |
| Irish Sports Council                                   | 4         | -        | -        | -         | -        | -        | -        | -        | -        | -        | -        | -        | 4          | 3.6% |
| <b>Total</b>   | <b>45</b> | <b>-</b> | <b>1</b> | <b>67</b> | <b>-</b> | <b>2</b> | <b>-</b> | <b>-</b> | <b>-</b> | <b>-</b> | <b>-</b> | <b>-</b> | <b>112</b> |      |

**Table 84: IOC Recognized Sport - Underwater Sports**

| Testing Authority (TA)                                      | Urine      |          |           |           |          |          | Blood    |          |          |          |          |          | Total      |      |
|---|------------|----------|-----------|-----------|----------|----------|----------|----------|----------|----------|----------|----------|------------|------|
|   | IC         |          | OOC       |           | IC       |          | OOC      |          | IC       |          | OOC      |          | Samples    | %    |
|   | Samples    | ATF      | AAF       | Samples   | ATF      | AAF      | Samples  | ATF      | AAF      | Samples  | ATF      | AAF      |            |      |
| World Underwater Federation                                 | 95         | -        | 3         | 22        | -        | -        | -        | -        | -        | -        | -        | -        | 117        | 28%  |
| Colombian NADO  | 53         | -        | 3         | -         | -        | -        | -        | -        | -        | -        | -        | -        | 53         | 13%  |
| Verband Deutscher Sporttaucher                              | 31         | -        | -         | -         | -        | -        | -        | -        | -        | -        | -        | -        | 31         | 7.3% |
| Turkish NOC Anti-Doping Commission                          | 30         | -        | 4         | -         | -        | -        | -        | -        | -        | -        | -        | -        | 30         | 7.1% |
| Association Internationale pour le Développement de l'Apnée | 22         | -        | -         | -         | -        | -        | -        | -        | -        | -        | -        | -        | 22         | 5.2% |
| Korean Anti-Doping Agency                                   | 10         | -        | -         | 11        | -        | -        | -        | -        | -        | -        | -        | -        | 21         | 5.0% |
| Comitato Olimpico Nazionale Italiano                        | 18         | -        | -         | -         | -        | -        | -        | -        | -        | -        | -        | -        | 18         | 4.2% |
| Russian National Anti-Doping Organization                   | 9          | -        | -         | 9         | -        | -        | -        | -        | -        | -        | -        | -        | 18         | 4.2% |
| Finnish Anti-Doping Agency                                  | 8          | -        | -         | 9         | -        | -        | -        | -        | -        | -        | -        | -        | 17         | 4.0% |
| Chinese Anti-Doping Agency                                  | 10         | -        | -         | 6         | -        | -        | -        | -        | -        | -        | -        | -        | 16         | 3.8% |
| Fédération Française d'Etude et Sports Sous-Marins          | 12         | -        | -         | -         | -        | -        | -        | -        | -        | -        | -        | -        | 12         | 2.8% |
| International World Games Association                       | 11         | -        | -         | -         | -        | -        | -        | -        | -        | -        | -        | -        | 11         | 2.6% |
| Spain Federation of underwater sports                       | 10         | -        | -         | -         | -        | -        | -        | -        | -        | -        | -        | -        | 10         | 2.4% |
| Italian Ministry of Health Department                       | 8          | -        | -         | -         | -        | -        | -        | -        | -        | -        | -        | -        | 8          | 1.9% |
| German National Anti-Doping Agency                          | -          | -        | -         | 8         | -        | -        | -        | -        | -        | -        | -        | -        | 8          | 1.9% |
| Egyptian Diving and Lifesaving Federation                   | 7          | -        | -         | -         | -        | -        | -        | -        | -        | -        | -        | -        | 7          | 1.7% |
| Anti-Doping Norway  | 6          | -        | -         | -         | -        | -        | -        | -        | -        | -        | -        | -        | 6          | 1.4% |
| Japan Anti-Doping Agency                                    | 6          | -        | -         | -         | -        | -        | -        | -        | -        | -        | -        | -        | 6          | 1.4% |
| Kazakhstan National Anti-Doping Centre                      | -          | -        | -         | 4         | -        | -        | -        | -        | -        | -        | -        | -        | 4          | 0.9% |
| Spain National Anti-Doping Agency                           | 3          | -        | -         | -         | -        | -        | -        | -        | -        | -        | -        | -        | 3          | 0.7% |
| Magyar Antidopping Csoport - HUNADO                         | -          | -        | -         | 3         | -        | -        | -        | -        | -        | -        | -        | -        | 3          | 0.7% |
| Autoridade Antidopagem de Portugal                          | 2          | -        | -         | -         | -        | -        | -        | -        | -        | -        | -        | -        | 2          | 0.5% |
| Organisation Deportiva Bolivariana                          | 1          | -        | -         | -         | -        | -        | -        | -        | -        | -        | -        | -        | 1          | 0.2% |
| <b>Total</b>  | <b>352</b> | <b>-</b> | <b>10</b> | <b>72</b> | <b>-</b> | <b>-</b> | <b>-</b> | <b>-</b> | <b>-</b> | <b>-</b> | <b>-</b> | <b>-</b> | <b>424</b> |      |

**Table 85: IOC Recognized Sport - Water Skiing**

| Testing Authority (TA)                                    | Urine   |     |     |         |     |     | Blood   |     |     |         |     |     | Total<br>Samples | %    |
|---|---------|-----|-----|---------|-----|-----|---------|-----|-----|---------|-----|-----|------------------|------|
|   | IC      |     | OOC |         | IC  |     | OOC     |     | IC  |         | OOC |     |                  |      |
|   | Samples | ATF | AAF | Samples | ATF | AAF | Samples | ATF | AAF | Samples | ATF | AAF |                  |      |
| International Waterski & Wakeboard Federation             | 39      | -   | -   | 13      | -   | -   | -       | -   | -   | -       | -   | -   | 52               | 28%  |
| German National Anti-Doping Agency                        | 6       | -   | -   | 23      | -   | -   | -       | -   | -   | -       | -   | -   | 29               | 16%  |
| Anti Doping Authority the Netherlands                     | 21      | -   | -   | -       | -   | -   | -       | -   | -   | -       | -   | -   | 21               | 11%  |
| Federación Española de Esquí Náutico                      | 12      | -   | -   | 1       | -   | -   | -       | -   | -   | -       | -   | -   | 13               | 7.0% |
| International World Games Association                     | 13      | -   | -   | -       | -   | -   | -       | -   | -   | -       | -   | -   | 13               | 7.0% |
| United States Anti-Doping Agency                          | -       | -   | -   | 13      | -   | -   | -       | -   | -   | -       | -   | -   | 13               | 7.0% |
| NADO Flanders   | 6       | -   | -   | -       | -   | -   | -       | -   | -   | -       | -   | -   | 6                | 3.2% |
| Australian Waterski and Wakeboard Federation              | 5       | -   | -   | -       | -   | -   | -       | -   | -   | -       | -   | -   | 5                | 2.7% |
| Czech Anti-Doping Committee                               | 5       | -   | -   | -       | -   | -   | -       | -   | -   | -       | -   | -   | 5                | 2.7% |
| South African Institute for Drug-Free Sport               | 5       | -   | -   | -       | -   | -   | -       | -   | -   | -       | -   | -   | 5                | 2.7% |
| Comitato Olimpico Nazionale Italiano                      | 4       | -   | -   | -       | -   | -   | -       | -   | -   | -       | -   | -   | 4                | 2.2% |
| Anti-Doping Singapore                                     | -       | -   | -   | 3       | -   | -   | -       | -   | -   | -       | -   | -   | 3                | 1.6% |
| National Anti-Doping Agency Austria GmbH                  | -       | -   | -   | 3       | -   | -   | -       | -   | -   | -       | -   | -   | 3                | 1.6% |
| Canadian Centre for Ethics in Sport                       | 2       | -   | -   | -       | -   | -   | -       | -   | -   | -       | -   | -   | 2                | 1.1% |
| International Committee of Mediterranean Games            | 2       | -   | -   | -       | -   | -   | -       | -   | -   | -       | -   | -   | 2                | 1.1% |
| Israeli NADO  | -       | -   | -   | 2       | 1   | -   | -       | -   | -   | -       | -   | -   | 2                | 1.1% |
| Korean Anti-Doping Agency                                 | -       | -   | -   | 2       | -   | -   | -       | -   | -   | -       | -   | -   | 2                | 1.1% |
| Russian National Anti-Doping Organization                 | -       | -   | -   | 2       | 1   | -   | -       | -   | -   | -       | -   | -   | 2                | 1.1% |
| Anti Doping Denmark                                       | -       | -   | -   | 1       | -   | -   | -       | -   | -   | -       | -   | -   | 1                | 0.5% |
| Comisión de Control y Seguimiento de la Salud y el Dopaje | -       | -   | -   | 1       | -   | -   | -       | -   | -   | -       | -   | -   | 1                | 0.5% |
| Anti-Doping department of State Sports Medicine Centre    | -       | -   | -   | 1       | -   | -   | -       | -   | -   | -       | -   | -   | 1                | 0.5% |
| Organisation Deportiva Bolivariana                        | 1       | -   | -   | -       | -   | -   | -       | -   | -   | -       | -   | -   | 1                | 0.5% |
|   | 121     | -   | -   | 65      | 2   | -   | -       | -   | -   | -       | -   | -   | 186              |      |

**Table 86: IOC Recognized Sport - Wushu**

| Testing Authority (TA)                      | Urine   |     |     |         |     |     | Blood   |     |     |         |     |     | Total<br>Samples | %    |
|---|---------|-----|-----|---------|-----|-----|---------|-----|-----|---------|-----|-----|------------------|------|
|   | IC      |     | OOC |         | IC  |     | OOC     |     | IC  |         | OOC |     |                  |      |
|   | Samples | ATF | AAF | Samples | ATF | AAF | Samples | ATF | AAF | Samples | ATF | AAF |                  |      |
| Chinese Anti-Doping Agency                  | 105     | -   | -   | 72      | -   | -   | -       | -   | -   | -       | -   | -   | 177              | 40%  |
| International Wushu Federation              | 43      | 1   | -   | 17      | -   | -   | -       | -   | -   | -       | -   | -   | 60               | 14%  |
| Antidoping Switzerland                      | 22      | -   | 1   | 32      | 2   | -   | -       | -   | -   | -       | -   | -   | 54               | 12%  |
| Russian National Anti-Doping Organization   | 22      | -   | 8   | 7       | -   | -   | -       | -   | -   | -       | -   | -   | 29               | 6.6% |
| Korean Anti-Doping Agency                   | 3       | -   | -   | 15      | -   | -   | -       | -   | -   | -       | -   | -   | 18               | 4.1% |
| Sports Authority of Thailand                | 10      | -   | -   | 7       | -   | -   | -       | -   | -   | -       | -   | -   | 17               | 3.9% |
| East Asian Games Association                | 14      | -   | -   | -       | -   | -   | -       | -   | -   | -       | -   | -   | 14               | 3.2% |
| Chinese Taipei Anti-Doping Agency           | -       | -   | -   | 10      | -   | -   | -       | -   | -   | -       | -   | -   | 10               | 2.3% |
| SportAccord Event Organiser                 | 9       | -   | 1   | -       | -   | -   | -       | -   | -   | -       | -   | -   | 9                | 2.1% |
| Japan Anti-Doping Agency                    | -       | -   | -   | 8       | -   | -   | -       | -   | -   | -       | -   | -   | 8                | 1.8% |
| Myanmar National Anti-Doping Organization   | -       | -   | -   | 6       | -   | -   | -       | -   | -   | -       | -   | -   | 6                | 1.4% |
| NADO Flanders                               | 6       | -   | -   | -       | -   | -   | -       | -   | -   | -       | -   | -   | 6                | 1.4% |
| Anti Doping Authority the Netherlands       | -       | -   | -   | 5       | -   | -   | -       | -   | -   | -       | -   | -   | 5                | 1.1% |
| Hong Kong Anti-Doping Committee             | -       | -   | -   | 5       | -   | -   | -       | -   | -   | -       | -   | -   | 5                | 1.1% |
| Brunei Darussalam Anti-Doping Committee     | 3       | -   | -   | 1       | -   | -   | -       | -   | -   | -       | -   | -   | 4                | 0.9% |
| International World Games Association       | 4       | -   | -   | -       | -   | -   | -       | -   | -   | -       | -   | -   | 4                | 0.9% |
| South African Institute for Drug-Free Sport | 4       | -   | 1   | -       | -   | -   | -       | -   | -   | -       | -   | -   | 4                | 0.9% |
| Autoridade Antidopagem de Portugal          | 2       | -   | -   | -       | -   | -   | -       | -   | -   | -       | -   | -   | 2                | 0.5% |
| Indonesian Anti-Doping Agency               | 2       | -   | -   | -       | -   | -   | -       | -   | -   | -       | -   | -   | 2                | 0.5% |
| Organisation Deportiva Bolivariana          | 2       | -   | -   | -       | -   | -   | -       | -   | -   | -       | -   | -   | 2                | 0.5% |
| South East Asia RADO                        | -       | -   | -   | 2       | -   | -   | -       | -   | -   | -       | -   | -   | 2                | 0.5% |
| Kazakhstan National Anti-Doping Centre      | -       | -   | -   | 1       | -   | -   | -       | -   | -   | -       | -   | -   | 1                | 0.2% |
|   | 251     | 1   | 11  | 188     | 2   | -   | -       | -   | -   | -       | -   | -   | 439              |      |

**Table 87: AIMS Sport - Aikido**

| Testing Authority (TA)                    | Urine     |          |          |           |          |          | Blood    |          |          |          |          |          | Total     |      |
|---|-----------|----------|----------|-----------|----------|----------|----------|----------|----------|----------|----------|----------|-----------|------|
|   | IC        |          | OOC      |           | IC       |          | OOC      |          | IC       |          | OOC      |          | Samples   | %    |
|   | Samples   | ATF      | AAF      | Samples   | ATF      | AAF      | Samples  | ATF      | AAF      | Samples  | ATF      | AAF      |           |      |
| Russian National Anti-Doping Organization | 4         | -        | -        | 9         | -        | -        | -        | -        | -        | -        | -        | -        | 13        | 57%  |
| Romanian National Anti-Doping Agency      | -         | -        | -        | 4         | -        | -        | -        | -        | -        | -        | -        | -        | 4         | 17%  |
| International Aikido Federation           | 4         | -        | -        | -         | -        | -        | -        | -        | -        | -        | -        | -        | 4         | 17%  |
| SportAccord Event Organiser               | 2         | -        | -        | -         | -        | -        | -        | -        | -        | -        | -        | -        | 2         | 8.7% |
|   | <b>10</b> | <b>-</b> | <b>-</b> | <b>13</b> | <b>-</b> | <b>-</b> | <b>-</b> | <b>-</b> | <b>-</b> | <b>-</b> | <b>-</b> | <b>-</b> | <b>23</b> |      |

**Table 88: AIMS Sport - Bodybuilding and Fitness**

| Testing Authority (TA)  | Urine      |          |            |             |          |           | Blood    |          |          |          |          |          | Total       |      |
|---|------------|----------|------------|-------------|----------|-----------|----------|----------|----------|----------|----------|----------|-------------|------|
|   | IC         |          | OOC        |             | IC       |           | OOC      |          | IC       |          | OOC      |          | Samples     | %    |
|   | Samples    | ATF      | AAF        | Samples     | ATF      | AAF       | Samples  | ATF      | AAF      | Samples  | ATF      | AAF      |             |      |
| Korean Anti-Doping Agency   | 43         | -        | 1          | 613         | -        | 10        | -        | -        | -        | -        | -        | -        | 656         | 38%  |
| NADO Flanders   | 47         | -        | 5          | 135         | 2        | 25        | -        | -        | -        | -        | -        | -        | 182         | 11%  |
| Japan Anti-Doping Agency  | 48         | 1        | 3          | 42          | -        | 2         | -        | -        | -        | -        | -        | -        | 90          | 5.3% |
| Romanian National Anti-Doping Agency  | 23         | -        | 3          | 43          | -        | 2         | 5        | -        | -        | -        | -        | -        | 71          | 4.2% |
| International Federation of Bodybuilding and Fitness                            | 51         | -        | 16         | 10          | -        | 1         | -        | -        | -        | -        | -        | -        | 61          | 3.6% |
| Finnish Anti-Doping Agency  | 24         | -        | -          | 24          | 1        | 1         | -        | -        | -        | 7        | -        | -        | 55          | 3.2% |
| Chinese Anti-Doping Agency  | 26         | -        | 2          | 22          | -        | -         | -        | -        | -        | -        | -        | -        | 48          | 2.8% |
| Federation Francaise d'Halterophilie Musculation Force Athletique et Culturisme | 36         | -        | 2          | 9           | -        | 4         | -        | -        | -        | -        | -        | -        | 45          | 2.6% |
| Australian Sports Anti-Doping Authority   | 43         | -        | 6          | -           | -        | -         | -        | -        | -        | -        | -        | -        | 43          | 2.5% |
| Poland Commission against Doping in Sports                                      | 40         | -        | 11         | -           | -        | -         | -        | -        | -        | -        | -        | -        | 40          | 2.3% |
| Anti-Doping Agency of Malaysia  | 22         | -        | 4          | 16          | -        | 1         | -        | -        | -        | -        | -        | -        | 38          | 2.2% |
| Canadian Bodybuilding Federation  | 33         | -        | 7          | 3           | -        | 1         | -        | -        | -        | -        | -        | -        | 36          | 2.1% |
| Turkish NOC Anti-Doping Commission  | 26         | -        | 10         | 6           | -        | -         | -        | -        | -        | -        | -        | -        | 32          | 1.9% |
| Czech Anti-Doping Committee   | 23         | -        | 5          | 6           | -        | -         | -        | -        | -        | -        | -        | -        | 29          | 1.7% |
| Guatemala NADO  | 29         | -        | 5          | -           | -        | -         | -        | -        | -        | -        | -        | -        | 29          | 1.7% |
| Venezuela NADO  | 29         | -        | 9          | -           | -        | -         | -        | -        | -        | -        | -        | -        | 29          | 1.7% |
| Costa Rica NADO   | 3          | -        | 1          | 23          | -        | 5         | -        | -        | -        | -        | -        | -        | 26          | 1.5% |
| Hong Kong Anti-Doping Committee   | 8          | -        | 3          | 13          | -        | -         | -        | -        | -        | -        | -        | -        | 21          | 1.2% |
| South African Institute for Drug-Free Sport                                     | 18         | -        | 6          | 1           | -        | -         | -        | -        | -        | -        | -        | -        | 19          | 1.1% |
| Natural Physique Association  | 16         | -        | -          | -           | -        | -         | -        | -        | -        | -        | -        | -        | 16          | 0.9% |
| French Community of Belgium NADO  | 12         | 1        | -          | -           | -        | -         | -        | -        | -        | -        | -        | -        | 12          | 0.7% |
| National Anti Doping Agency -India  | 12         | -        | 7          | -           | -        | -         | -        | -        | -        | -        | -        | -        | 12          | 0.7% |
| South East Asian Games Federation   | 10         | -        | 1          | -           | -        | -         | -        | -        | -        | -        | -        | -        | 10          | 0.6% |
| Union International de Body-Building Naturel                                    | 10         | -        | 1          | -           | -        | -         | -        | -        | -        | -        | -        | -        | 10          | 0.6% |
| Slovak Anti-Doping Agency   | 1          | -        | -          | 8           | -        | -         | -        | -        | -        | -        | -        | -        | 9           | 0.5% |
| Sports Authority of Thailand  | -          | -        | -          | 8           | -        | -         | -        | -        | -        | -        | -        | -        | 8           | 0.5% |
| United Arab Emirates National Anti-doping Committee                             | 7          | -        | 1          | 1           | -        | -         | -        | -        | -        | -        | -        | -        | 8           | 0.5% |
| Myanmar National Anti-Doping Organization                                       | -          | -        | -          | 7           | -        | -         | -        | -        | -        | -        | -        | -        | 7           | 0.4% |
| Croatian Institute for Toxicology and Antidoping                                | 2          | -        | 1          | 4           | -        | -         | -        | -        | -        | -        | -        | -        | 6           | 0.4% |
| Italian Ministry of Health Department   | 6          | -        | 1          | -           | -        | -         | -        | -        | -        | -        | -        | -        | 6           | 0.4% |
| Organización Deportiva Centroamericana y Caribeña                               | 6          | -        | 1          | -           | -        | -         | -        | -        | -        | -        | -        | -        | 6           | 0.4% |
| l'Agence Nationale Antidopage Tunisie   | 5          | -        | 5          | -           | -        | -         | -        | -        | -        | -        | -        | -        | 5           | 0.3% |
| Indonesian Anti-Doping Agency   | -          | -        | -          | 5           | -        | -         | -        | -        | -        | -        | -        | -        | 5           | 0.3% |
| Instituto do Desporto do Governo de Macau                                       | 1          | -        | 1          | 4           | -        | -         | -        | -        | -        | -        | -        | -        | 5           | 0.3% |
| Vietnam Anti-Doping & Sports Medicine Agency                                    | -          | -        | -          | 5           | -        | -         | -        | -        | -        | -        | -        | -        | 5           | 0.3% |
| Anti-Doping Agency of Serbia  | 4          | -        | -          | -           | -        | -         | -        | -        | -        | -        | -        | -        | 4           | 0.2% |
| Bermuda Sport Anti Doping Authority   | 4          | -        | -          | -           | -        | -         | -        | -        | -        | -        | -        | -        | 4           | 0.2% |
| Estonian Anti-Doping Agency   | 3          | -        | -          | 1           | -        | -         | -        | -        | -        | -        | -        | -        | 4           | 0.2% |
| Kuwait Anti-Doping Committee  | 1          | -        | 1          | 3           | -        | 1         | -        | -        | -        | -        | -        | -        | 4           | 0.2% |
| Cyprus Anti-Doping Authority  | 2          | -        | 1          | -           | -        | -         | -        | -        | -        | -        | -        | -        | 2           | 0.1% |
| Federació Catalana de Fisioculturismo   | 2          | -        | 2          | -           | -        | -         | -        | -        | -        | -        | -        | -        | 2           | 0.1% |
| Federacion Dominicana de Medicina del Deporte                                   | 2          | -        | 1          | -           | -        | -         | -        | -        | -        | -        | -        | -        | 2           | 0.1% |
| Deutscher Bodybuilding und Fitness-Verband e.V.                                 | -          | -        | -          | 2           | -        | -         | -        | -        | -        | -        | -        | -        | 2           | 0.1% |
| Caribbean Regional Anti-Doping Organization                                     | -          | -        | -          | 1           | -        | -         | -        | -        | -        | -        | -        | -        | 1           | 0.1% |
| Colombian NADO  | -          | -        | -          | 1           | -        | -         | -        | -        | -        | -        | -        | -        | 1           | 0.1% |
| Estonian Bodybuilding and Fitness Federation                                    | 1          | -        | 1          | -           | -        | -         | -        | -        | -        | -        | -        | -        | 1           | 0.1% |
| Instituto Nacional de los Deportes - El Salvador                                | 1          | -        | -          | -           | -        | -         | -        | -        | -        | -        | -        | -        | 1           | 0.1% |
| Jordan Anti-doping Organization   | 1          | -        | 1          | -           | -        | -         | -        | -        | -        | -        | -        | -        | 1           | 0.1% |
| National Anti-Doping Commission of Barbados                                     | 1          | -        | -          | -           | -        | -         | -        | -        | -        | -        | -        | -        | 1           | 0.1% |
|   | <b>682</b> | <b>2</b> | <b>125</b> | <b>1016</b> | <b>3</b> | <b>53</b> | <b>5</b> | <b>-</b> | <b>-</b> | <b>7</b> | <b>-</b> | <b>-</b> | <b>1710</b> |      |

**Table 89: AIMS Sport - Casting**

| Testing Authority (TA)                                | Urine     |          |          |          |          |          | Blood    |          |          |          |          |          | Total Samples | %    |
|---|-----------|----------|----------|----------|----------|----------|----------|----------|----------|----------|----------|----------|---------------|------|
|   | IC        |          | OOO      |          | IC       |          | OOO      |          | IC       |          | OOO      |          |               |      |
|   | Samples   | ATF      | AAF      | Samples  | ATF      | AAF      | Samples  | ATF      | AAF      | Samples  | ATF      | AAF      |               |      |
| International Fresh Water Sport Fishing Federation    | 12        | -        | -        | 6        | -        | -        | -        | -        | -        | -        | -        | -        | 18            | 33%  |
| Autoridade Antidopagem de Portugal                    | 16        | 1        | -        | -        | -        | -        | -        | -        | -        | -        | -        | -        | 16            | 30%  |
| Comitato Olimpico Nazionale Italiano                  | 6         | -        | -        | -        | -        | -        | -        | -        | -        | -        | -        | -        | 6             | 11%  |
| Federacion Espanola de Pesca y Casting                | 4         | -        | -        | -        | -        | -        | -        | -        | -        | -        | -        | -        | 4             | 7.4% |
| Fédération Internationale de la Peche Sportive en Mer | 4         | -        | 1        | -        | -        | -        | -        | -        | -        | -        | -        | -        | 4             | 7.4% |
| United States Anti-Doping Agency                      | 4         | -        | 1        | -        | -        | -        | -        | -        | -        | -        | -        | -        | 4             | 7.4% |
| South African Institute for Drug-Free Sport           | -         | -        | -        | 2        | -        | -        | -        | -        | -        | -        | -        | -        | 2             | 3.7% |
|   | <b>46</b> | <b>1</b> | <b>2</b> | <b>8</b> | <b>-</b> | <b>-</b> | <b>-</b> | <b>-</b> | <b>-</b> | <b>-</b> | <b>-</b> | <b>-</b> | <b>54</b>     |      |

**Table 90: AIMS Sport - Cheer**

| Testing Authority (TA)           | Urine     |          |          |          |          |          | Blood    |          |          |          |          |          | Total Samples | %   |
|----------------------------------|-----------|----------|----------|----------|----------|----------|----------|----------|----------|----------|----------|----------|---------------|-----|
|                                  | IC        |          | OOO      |          | IC       |          | OOO      |          | IC       |          | OOO      |          |               |     |
|                                  | Samples   | ATF      | AAF      | Samples  | ATF      | AAF      | Samples  | ATF      | AAF      | Samples  | ATF      | AAF      |               |     |
| United States Anti-Doping Agency | 13        | 1        | -        | -        | -        | -        | -        | -        | -        | -        | -        | -        | 13            | 37% |
| International Cheer Union        | 10        | -        | -        | -        | -        | -        | -        | -        | -        | -        | -        | -        | 10            | 29% |
| Anti-Doping Norway               | 6         | -        | -        | -        | -        | -        | -        | -        | -        | -        | -        | -        | 6             | 17% |
| Sports Authority of Thailand     | 6         | -        | -        | -        | -        | -        | -        | -        | -        | -        | -        | -        | 6             | 17% |
|                                  | <b>35</b> | <b>1</b> | <b>-</b> | <b>-</b> | <b>-</b> | <b>-</b> | <b>-</b> | <b>-</b> | <b>-</b> | <b>-</b> | <b>-</b> | <b>-</b> | <b>35</b>     |     |

**Table 91: AIMS Sport - Darts**

| Testing Authority (TA)                | Urine     |          |          |          |          |          | Blood    |          |          |          |          |          | Total Samples | %    |
|---------------------------------------|-----------|----------|----------|----------|----------|----------|----------|----------|----------|----------|----------|----------|---------------|------|
|                                       | IC        |          | OOO      |          | IC       |          | OOO      |          | IC       |          | OOO      |          |               |      |
|                                       | Samples   | ATF      | AAF      | Samples  | ATF      | AAF      | Samples  | ATF      | AAF      | Samples  | ATF      | AAF      |               |      |
| UK Anti-Doping                        | 44        | -        | 1        | -        | -        | -        | -        | -        | -        | -        | -        | -        | 44            | 56%  |
| World Darts Federation                | 16        | -        | 3        | -        | -        | -        | -        | -        | -        | -        | -        | -        | 16            | 21%  |
| Anti Doping Authority the Netherlands | 9         | -        | -        | -        | -        | -        | -        | -        | -        | -        | -        | -        | 9             | 12%  |
| United States Anti-Doping Agency      | 5         | 2        | 1        | -        | -        | -        | -        | -        | -        | -        | -        | -        | 5             | 6.4% |
| Anti Doping Denmark                   | 4         | 2        | -        | -        | -        | -        | -        | -        | -        | -        | -        | -        | 4             | 5.1% |
|                                       | <b>78</b> | <b>4</b> | <b>5</b> | <b>-</b> | <b>-</b> | <b>-</b> | <b>-</b> | <b>-</b> | <b>-</b> | <b>-</b> | <b>-</b> | <b>-</b> | <b>78</b>     |      |

**Table 92: AIMS Sport - Dragon Boat**

| Testing Authority (TA)               | Urine     |          |          |            |          |          | Blood    |          |          |          |          |          | Total Samples | %    |
|--------------------------------------|-----------|----------|----------|------------|----------|----------|----------|----------|----------|----------|----------|----------|---------------|------|
|                                      | IC        |          | OOO      |            | IC       |          | OOO      |          | IC       |          | OOO      |          |               |      |
|                                      | Samples   | ATF      | AAF      | Samples    | ATF      | AAF      | Samples  | ATF      | AAF      | Samples  | ATF      | AAF      |               |      |
| Japan Anti-Doping Agency             | 18        | -        | -        | 37         | -        | -        | -        | -        | -        | -        | -        | -        | 55            | 35%  |
| Chinese Anti-Doping Agency           | -         | -        | -        | 43         | -        | -        | -        | -        | -        | -        | -        | -        | 43            | 28%  |
| Sports Authority of Thailand         | -         | -        | -        | 19         | -        | -        | -        | -        | -        | -        | -        | -        | 19            | 12%  |
| Korean Anti-Doping Agency            | -         | -        | -        | 12         | -        | -        | -        | -        | -        | -        | -        | -        | 12            | 7.7% |
| South East Asian Games Federation    | 8         | -        | -        | -          | -        | -        | -        | -        | -        | -        | -        | -        | 8             | 5.1% |
| East Asian Games Association         | 6         | -        | -        | -          | -        | -        | -        | -        | -        | -        | -        | -        | 6             | 3.8% |
| International Dragon Boat Federation | 6         | -        | 1        | -          | -        | -        | -        | -        | -        | -        | -        | -        | 6             | 3.8% |
| Anti-Doping Singapore                | -         | -        | -        | 4          | -        | -        | -        | -        | -        | -        | -        | -        | 4             | 2.6% |
| Hong Kong Anti-Doping Committee      | -         | -        | -        | 3          | -        | -        | -        | -        | -        | -        | -        | -        | 3             | 1.9% |
|                                      | <b>38</b> | <b>-</b> | <b>1</b> | <b>118</b> | <b>-</b> | <b>-</b> | <b>-</b> | <b>-</b> | <b>-</b> | <b>-</b> | <b>-</b> | <b>-</b> | <b>156</b>    |      |

**Table 93: AIMS Sport - Draughts**

| Testing Authority (TA)               | Urine     |          |          |          |          |          | Blood    |          |          |          |          |          | Total Samples | %   |
|--------------------------------------|-----------|----------|----------|----------|----------|----------|----------|----------|----------|----------|----------|----------|---------------|-----|
|                                      | IC        |          | OOO      |          | IC       |          | OOO      |          | IC       |          | OOO      |          |               |     |
|                                      | Samples   | ATF      | AAF      | Samples  | ATF      | AAF      | Samples  | ATF      | AAF      | Samples  | ATF      | AAF      |               |     |
| World Draughts Federation            | 3         | -        | -        | 4        | -        | -        | -        | -        | -        | -        | -        | -        | 7             | 50% |
| SportAccord Event Organiser          | 4         | -        | -        | -        | -        | -        | -        | -        | -        | -        | -        | -        | 4             | 29% |
| Comitato Olimpico Nazionale Italiano | 3         | -        | -        | -        | -        | -        | -        | -        | -        | -        | -        | -        | 3             | 21% |
|                                      | <b>10</b> | <b>-</b> | <b>-</b> | <b>4</b> | <b>-</b> | <b>-</b> | <b>-</b> | <b>-</b> | <b>-</b> | <b>-</b> | <b>-</b> | <b>-</b> | <b>14</b>     |     |

**Table 94: AIMS Sport - Fistball**

| Testing Authority (TA)                | Urine     |          |          |          |          |          | Blood    |          |          |          |          |          | Total Samples | %   |
|---------------------------------------|-----------|----------|----------|----------|----------|----------|----------|----------|----------|----------|----------|----------|---------------|-----|
|                                       | IC        |          | OOO      |          | IC       |          | OOO      |          | IC       |          | OOO      |          |               |     |
|                                       | Samples   | ATF      | AAF      | Samples  | ATF      | AAF      | Samples  | ATF      | AAF      | Samples  | ATF      | AAF      |               |     |
| International Fistball Association    | 4         | -        | -        | 3        | -        | -        | -        | -        | -        | -        | -        | -        | 7             | 50% |
| International World Games Association | 7         | -        | -        | -        | -        | -        | -        | -        | -        | -        | -        | -        | 7             | 50% |
|                                       | <b>11</b> | <b>-</b> | <b>-</b> | <b>3</b> | <b>-</b> | <b>-</b> | <b>-</b> | <b>-</b> | <b>-</b> | <b>-</b> | <b>-</b> | <b>-</b> | <b>14</b>     |     |

**Table 95: AIMS Sport - Go**

| Testing Authority (TA)      | Urine     |          |          |           |          |          | Blood    |          |          |          |          |          | Total Samples | %    |
|-----------------------------|-----------|----------|----------|-----------|----------|----------|----------|----------|----------|----------|----------|----------|---------------|------|
|                             | IC        |          | OOO      |           | IC       |          | OOO      |          | IC       |          | OOO      |          |               |      |
|                             | Samples   | ATF      | AAF      | Samples   | ATF      | AAF      | Samples  | ATF      | AAF      | Samples  | ATF      | AAF      |               |      |
| Korean Anti-Doping Agency   | -         | -        | -        | 12        | -        | -        | -        | -        | -        | -        | -        | -        | 12            | 29%  |
| Chinese Anti-Doping Agency  | -         | -        | -        | 8         | -        | -        | -        | -        | -        | -        | -        | -        | 8             | 20%  |
| Olympic Council of Asia     | 8         | -        | -        | -         | -        | -        | -        | -        | -        | -        | -        | -        | 8             | 20%  |
| Japan Anti-Doping Agency    | -         | -        | -        | 6         | -        | -        | -        | -        | -        | -        | -        | -        | 6             | 15%  |
| International Go Federation | 3         | -        | -        | 1         | -        | -        | -        | -        | -        | -        | -        | -        | 4             | 9.8% |
| SportAccord Event Organiser | 3         | -        | -        | -         | -        | -        | -        | -        | -        | -        | -        | -        | 3             | 7.3% |
|                             | <b>14</b> | <b>-</b> | <b>-</b> | <b>27</b> | <b>-</b> | <b>-</b> | <b>-</b> | <b>-</b> | <b>-</b> | <b>-</b> | <b>-</b> | <b>-</b> | <b>41</b>     |      |

**Table 96: AIMS Sport - Icestocksport**

| Testing Authority (TA)                   | Urine   |     |     |         |     |     | Blood   |     |     |         |     |     | Total   |     |
|--|---------|-----|-----|---------|-----|-----|---------|-----|-----|---------|-----|-----|---------|-----|
|  | IC      |     | OOC |         | IC  |     | OOC     |     | IC  |         | OOC |     | Samples | %   |
|  | Samples | ATF | AAF | Samples | ATF | AAF | Samples | ATF | AAF | Samples | ATF | AAF |         |     |
| International Federation Icestocksport   | 20      | -   | -   | 5       | -   | -   | -       | -   | -   | -       | -   | -   | 25      | 45% |
| Deutscher Eisstock-Verband               | 24      | -   | -   | -       | -   | -   | -       | -   | -   | -       | -   | -   | 24      | 44% |
| National Anti-Doping Agency Austria GmbH | 6       | -   | -   | -       | -   | -   | -       | -   | -   | -       | -   | -   | 6       | 11% |
|  | 50      | -   | -   | 5       | -   | -   | -       | -   | -   | -       | -   | -   | 55      |     |

**Table 97: AIMS Sport - Ju-Jitsu**

| Testing Authority (TA)                    | Urine   |     |     |         |     |     | Blood   |     |     |         |     |     | Total   |      |
|---|---------|-----|-----|---------|-----|-----|---------|-----|-----|---------|-----|-----|---------|------|
|   | IC      |     | OOC |         | IC  |     | OOC     |     | IC  |         | OOC |     | Samples | %    |
|   | Samples | ATF | AAF | Samples | ATF | AAF | Samples | ATF | AAF | Samples | ATF | AAF |         |      |
| German National Anti-Doping Agency        | -       | -   | -   | 23      | -   | -   | -       | -   | -   | -       | -   | -   | 23      | 22%  |
| United States Anti-Doping Agency          | 20      | -   | 2   | -       | -   | -   | -       | -   | -   | -       | -   | -   | 20      | 19%  |
| Russian National Anti-Doping Organization | -       | -   | -   | 17      | -   | -   | -       | -   | -   | -       | -   | -   | 17      | 17%  |
| SportAccord Event Organiser               | 12      | -   | 1   | -       | -   | -   | -       | -   | -   | -       | -   | -   | 12      | 12%  |
| International World Games Association     | 8       | -   | -   | -       | -   | -   | -       | -   | -   | -       | -   | -   | 8       | 7.8% |
| Ju-Jitsu International Federation         | 8       | -   | -   | -       | -   | -   | -       | -   | -   | -       | -   | -   | 8       | 7.8% |
| Deutscher Jiu-Jitsu-Verband               | 5       | -   | -   | -       | -   | -   | -       | -   | -   | -       | -   | -   | 5       | 4.9% |
| Jordan Anti-doping Organization           | 4       | -   | 2   | -       | -   | -   | -       | -   | -   | -       | -   | -   | 4       | 3.9% |
| National Anti-Doping Agency Austria GmbH  | -       | -   | -   | 4       | -   | -   | -       | -   | -   | -       | -   | -   | 4       | 3.9% |
| Japan Anti-Doping Agency                  | -       | -   | -   | 2       | -   | -   | -       | -   | -   | -       | -   | -   | 2       | 1.9% |
|   | 57      | -   | 5   | 46      | -   | -   | -       | -   | -   | -       | -   | -   | 103     |      |

**Table 98: AIMS Sport - Kendo**

| Testing Authority (TA)              | Urine   |     |     |         |     |     | Blood   |     |     |         |     |     | Total   |      |
|-------------------------------------|---------|-----|-----|---------|-----|-----|---------|-----|-----|---------|-----|-----|---------|------|
|                                     | IC      |     | OOC |         | IC  |     | OOC     |     | IC  |         | OOC |     | Samples | %    |
|                                     | Samples | ATF | AAF | Samples | ATF | AAF | Samples | ATF | AAF | Samples | ATF | AAF |         |      |
| Japan Anti-Doping Agency            | 18      | -   | -   | 7       | -   | -   | -       | -   | -   | -       | -   | -   | 25      | 50%  |
| International Kendo Federation      | 4       | -   | -   | 4       | -   | -   | -       | -   | -   | -       | -   | -   | 8       | 16%  |
| Korean Anti-Doping Agency           | 7       | -   | -   | -       | -   | -   | -       | -   | -   | -       | -   | -   | 7       | 14%  |
| SportAccord Event Organiser         | 4       | -   | -   | -       | -   | -   | -       | -   | -   | -       | -   | -   | 4       | 8.0% |
| Anti-Doping Agency of Serbia        | 3       | -   | -   | -       | -   | -   | -       | -   | -   | -       | -   | -   | 3       | 6.0% |
| Magyar Antidopping Csoport - HUNADO | -       | -   | -   | 3       | -   | -   | -       | -   | -   | -       | -   | -   | 3       | 6.0% |
|                                     | 36      | -   | -   | 14      | -   | -   | -       | -   | -   | -       | -   | -   | 50      |      |

**Table 99: AIMS Sport - Kickboxing**

| Testing Authority (TA)  | Urine   |     |     |         |     |     | Blood   |     |     |         |     |     | Total   |      |
|---|---------|-----|-----|---------|-----|-----|---------|-----|-----|---------|-----|-----|---------|------|
|   | IC      |     | OOC |         | IC  |     | OOC     |     | IC  |         | OOC |     | Samples | %    |
|   | Samples | ATF | AAF | Samples | ATF | AAF | Samples | ATF | AAF | Samples | ATF | AAF |         |      |
| NADO Flanders   | 52      | 1   | 4   | -       | -   | -   | -       | -   | -   | -       | -   | -   | 52      | 11%  |
| Anti-Doping Norway  | 6       | -   | -   | 33      | 2   | -   | -       | -   | -   | -       | -   | -   | 39      | 8.6% |
| Russian National Anti-Doping Organization                           | 29      | -   | 1   | 10      | -   | 1   | -       | -   | -   | -       | -   | -   | 39      | 8.6% |
| Olympic Council of Asia   | 37      | -   | 2   | -       | -   | -   | -       | -   | -   | -       | -   | -   | 37      | 8.1% |
| World Association of Kickboxing Organizations                       | 18      | -   | 1   | 16      | -   | -   | -       | -   | -   | -       | -   | -   | 34      | 7.5% |
| Finnish Anti-Doping Agency  | 5       | -   | -   | 15      | 2   | -   | -       | -   | -   | -       | -   | -   | 20      | 4.4% |
| Poland Commission against Doping in Sports                          | 12      | -   | 3   | 8       | -   | -   | -       | -   | -   | -       | -   | -   | 20      | 4.4% |
| National Anti-Doping Agency Austria GmbH                            | 6       | -   | -   | 12      | -   | -   | -       | -   | -   | -       | -   | -   | 18      | 4.0% |
| Anti Doping Denmark   | 6       | -   | -   | 11      | 2   | -   | -       | -   | -   | -       | -   | -   | 17      | 3.7% |
| Fédération Française de Sports de Contact et Disciplines Assimilées | 11      | -   | 1   | 5       | -   | -   | -       | -   | -   | 1       | -   | -   | 17      | 3.7% |
| Anti-Doping Agency of Serbia  | 7       | -   | -   | 9       | -   | -   | -       | -   | -   | -       | -   | -   | 16      | 3.5% |
| Jordan Anti-doping Organization                                     | -       | -   | -   | 16      | 5   | -   | -       | -   | -   | -       | -   | -   | 16      | 3.5% |
| SportAccord Event Organiser   | 16      | -   | 2   | -       | -   | -   | -       | -   | -   | -       | -   | -   | 16      | 3.5% |
| Italian Ministry of Health Department                               | 13      | 1   | 2   | -       | -   | -   | -       | -   | -   | -       | -   | -   | 13      | 2.9% |
| Romanian National Anti-Doping Agency                                | 12      | -   | -   | -       | -   | -   | -       | -   | -   | -       | -   | -   | 12      | 2.6% |
| Brazil Anti-Doping Agency   | 9       | -   | -   | -       | -   | -   | -       | -   | -   | -       | -   | -   | 9       | 2.0% |
| Korean Anti-Doping Agency   | -       | -   | -   | 9       | -   | -   | -       | -   | -   | -       | -   | -   | 9       | 2.0% |
| Federacion Espanola de Kickboxing                                   | 8       | -   | -   | -       | -   | -   | -       | -   | -   | -       | -   | -   | 8       | 1.8% |
| Kazakhstan National Anti-Doping Centre                              | -       | -   | -   | 8       | -   | -   | -       | -   | -   | -       | -   | -   | 8       | 1.8% |
| Antidoping Switzerland  | -       | -   | -   | 8       | -   | -   | -       | -   | -   | -       | -   | -   | 8       | 1.8% |
| Irish Sports Council  | 7       | -   | -   | -       | -   | -   | -       | -   | -   | -       | -   | -   | 7       | 1.5% |
| French Community of Belgium NADO                                    | 6       | -   | -   | -       | -   | -   | -       | -   | -   | -       | -   | -   | 6       | 1.3% |
| Czech Anti-Doping Committee   | 6       | -   | -   | -       | -   | -   | -       | -   | -   | -       | -   | -   | 6       | 1.3% |
| Magyar Antidopping Csoport - HUNADO                                 | -       | -   | -   | 6       | -   | -   | -       | -   | -   | -       | -   | -   | 6       | 1.3% |
| Agency for Anti-Doping Control of Bosnia and Herzegovina            | -       | -   | -   | 5       | -   | -   | -       | -   | -   | -       | -   | -   | 5       | 1.1% |
| World Karate and Kickboxing Association                             | 5       | -   | -   | -       | -   | -   | -       | -   | -   | -       | -   | -   | 5       | 1.1% |
| Swedish Sports Confederation Anti-Doping Group                      | -       | -   | -   | 4       | -   | -   | -       | -   | -   | -       | -   | -   | 4       | 0.9% |
| Autoridade Antidopagem de Portugal                                  | 3       | -   | -   | -       | -   | -   | -       | -   | -   | -       | -   | -   | 3       | 0.7% |
| Hellenic National Council for Combatting Doping                     | 3       | -   | -   | -       | -   | -   | -       | -   | -   | -       | -   | -   | 3       | 0.7% |
| South East Asia RADO  | -       | -   | -   | 1       | -   | -   | -       | -   | -   | -       | -   | -   | 1       | 0.2% |
| Turkish NOC Anti-Doping Commission                                  | -       | -   | -   | 1       | -   | -   | -       | -   | -   | -       | -   | -   | 1       | 0.2% |
|   | 277     | 2   | 16  | 177     | 11  | 1   | -       | -   | -   | -       | 1   | -   | 455     |      |



**2013 Anti-Doping Testing Figures**  
*Samples Analyzed and Reported by Accredited Laboratories in ADAMS*

**Table 100: AIMS Sport - Lacrosse**

| Testing Authority (TA)              | Urine    |          |          |          |          |          | Blood    |          |          |          |          |          | Total     |     |
|-------------------------------------|----------|----------|----------|----------|----------|----------|----------|----------|----------|----------|----------|----------|-----------|-----|
|                                     | IC       |          | OOO      |          | AAF      |          | IC       |          | OOO      |          | AAF      |          | Samples   | %   |
|                                     | Samples  | ATF      | Samples  | ATF      | Samples  | ATF      | Samples  | ATF      | Samples  | ATF      | Samples  | ATF      |           |     |
| International Lacrosse Federation   | 6        | -        | -        | 6        | -        | -        | -        | -        | -        | -        | -        | -        | 12        | 86% |
| Canadian Centre for Ethics in Sport | 2        | -        | -        | -        | -        | -        | -        | -        | -        | -        | -        | -        | 2         | 14% |
|                                     | <b>8</b> | <b>-</b> | <b>-</b> | <b>6</b> | <b>-</b> | <b>-</b> | <b>-</b> | <b>-</b> | <b>-</b> | <b>-</b> | <b>-</b> | <b>-</b> | <b>14</b> |     |

**Table 101: AIMS Sport - Minigolf**

| Testing Authority (TA)                   | Urine     |          |          |           |          |          | Blood    |          |          |          |          |          | Total     |      |
|--|-----------|----------|----------|-----------|----------|----------|----------|----------|----------|----------|----------|----------|-----------|------|
|  | IC        |          | OOO      |           | AAF      |          | IC       |          | OOO      |          | AAF      |          | Samples   | %    |
|  | Samples   | ATF      | Samples  | ATF       | Samples  | ATF      | Samples  | ATF      | Samples  | ATF      | Samples  | ATF      |           |      |
| Deutscher Minigolfsport Verband          | 17        | -        | -        | -         | -        | -        | -        | -        | -        | -        | -        | -        | 17        | 29%  |
| World Minigolf Sport Federation          | 12        | -        | -        | 4         | -        | -        | -        | -        | -        | -        | -        | -        | 16        | 28%  |
| German National Anti-Doping Agency       | -         | -        | -        | 14        | -        | -        | -        | -        | -        | -        | -        | -        | 14        | 24%  |
| Finnish Anti-Doping Agency               | 5         | -        | -        | -         | -        | -        | -        | -        | -        | -        | -        | -        | 5         | 8.6% |
| Autoridade Antidopagem de Portugal       | 3         | -        | -        | -         | -        | -        | -        | -        | -        | -        | -        | -        | 3         | 5.2% |
| National Anti-Doping Agency Austria GmbH | -         | -        | -        | 3         | -        | -        | -        | -        | -        | -        | -        | -        | 3         | 5.2% |
|  | <b>37</b> | <b>-</b> | <b>-</b> | <b>21</b> | <b>-</b> | <b>-</b> | <b>-</b> | <b>-</b> | <b>-</b> | <b>-</b> | <b>-</b> | <b>-</b> | <b>58</b> |      |

**Table 102: AIMS Sport - Muaythai**

| Testing Authority (TA)  | Urine      |          |           |           |          |          | Blood    |          |          |          |          |          | Total      |      |
|---|------------|----------|-----------|-----------|----------|----------|----------|----------|----------|----------|----------|----------|------------|------|
|   | IC         |          | OOO       |           | AAF      |          | IC       |          | OOO      |          | AAF      |          | Samples    | %    |
|   | Samples    | ATF      | Samples   | ATF       | Samples  | ATF      | Samples  | ATF      | Samples  | ATF      | Samples  | ATF      |            |      |
| Sports Authority of Thailand  | 47         | -        | 3         | 17        | -        | -        | -        | -        | -        | -        | -        | -        | 64         | 26%  |
| Olympic Council of Asia   | 39         | -        | 1         | -         | -        | -        | -        | -        | -        | -        | -        | -        | 39         | 16%  |
| Fédération Française de Sports de Contact et Disciplines Assimilées | 28         | -        | 1         | -         | -        | -        | -        | -        | -        | -        | -        | -        | 28         | 12%  |
| International Federation of Muaythai Amateur                        | 23         | -        | 1         | -         | -        | -        | -        | -        | -        | -        | -        | -        | 23         | 9.5% |
| South East Asian Games Federation                                   | 14         | -        | -         | -         | -        | -        | -        | -        | -        | -        | -        | -        | 14         | 5.8% |
| SportAccord Event Organiser   | 13         | -        | 1         | -         | -        | -        | -        | -        | -        | -        | -        | -        | 13         | 5.3% |
| Italian Ministry of Health Department                               | 11         | -        | 1         | -         | -        | -        | -        | -        | -        | -        | -        | -        | 11         | 4.5% |
| Russian National Anti-Doping Organization                           | -          | -        | -         | 11        | -        | -        | -        | -        | -        | -        | -        | -        | 11         | 4.5% |
| Poland Commission against Doping in Sports                          | 8          | -        | 3         | -         | -        | -        | -        | -        | -        | -        | -        | -        | 8          | 3.3% |
| Chinese Anti-Doping Agency  | -          | -        | -         | 7         | -        | -        | -        | -        | -        | -        | -        | -        | 7          | 2.9% |
| Kazakhstan National Anti-Doping Centre                              | -          | -        | -         | 7         | -        | -        | -        | -        | -        | -        | -        | -        | 7          | 2.9% |
| Laos Anti Doping Commission   | 6          | -        | -         | -         | -        | -        | -        | -        | -        | -        | -        | -        | 6          | 2.5% |
| Korean Anti-Doping Agency   | -          | -        | -         | 5         | -        | -        | -        | -        | -        | -        | -        | -        | 5          | 2.1% |
| University Sport Board of Thailand                                  | 5          | -        | -         | -         | -        | -        | -        | -        | -        | -        | -        | -        | 5          | 2.1% |
| Hong Kong Anti-Doping Committee                                     | -          | -        | -         | 2         | -        | 1        | -        | -        | -        | -        | -        | -        | 2          | 0.8% |
|   | <b>194</b> | <b>-</b> | <b>11</b> | <b>49</b> | <b>-</b> | <b>1</b> | <b>-</b> | <b>-</b> | <b>-</b> | <b>-</b> | <b>-</b> | <b>-</b> | <b>243</b> |      |

**Table 103: AIMS Sport - Powerlifting**

| Testing Authority (TA)  | Urine       |          |           |            |           |           | Blood     |          |          |           |          |          | Total       |       |
|---|-------------|----------|-----------|------------|-----------|-----------|-----------|----------|----------|-----------|----------|----------|-------------|-------|
|   | IC          |          | OOC       |            | IC        |           | OOC       |          | IC       |           | OOC      |          | Samples     | %     |
|   | Samples     | ATF      | AAF       | Samples    | ATF       | AAF       | Samples   | ATF      | AAF      | Samples   | ATF      | AAF      |             |       |
| Russian National Anti-Doping Organization                                       | 108         | 1        | 9         | 220        | 6         | 11        | -         | -        | -        | -         | -        | -        | 328         | 13%   |
| International Powerlifting Federation   | 245         | -        | 18        | 57         | 5         | 2         | -         | -        | -        | -         | -        | -        | 302         | 12%   |
| Swedish Sports Confederation Anti-Doping Group                                  | 55          | 1        | 3         | 153        | 10        | 3         | 3         | -        | -        | 5         | -        | -        | 216         | 8.6%  |
| Finnish Anti-Doping Agency  | 89          | -        | -         | 83         | 3         | 3         | -         | -        | -        | 3         | -        | -        | 175         | 6.9%  |
| Anti-Doping Norway  | 40          | -        | 2         | 85         | 4         | 2         | -         | -        | -        | -         | -        | -        | 125         | 5.0%  |
| Australian Sports Anti-Doping Authority   | 97          | -        | 4         | 25         | -         | 2         | -         | -        | -        | -         | -        | -        | 122         | 4.8%  |
| Bundesverband Deutscher Kraftdreikämpfer  | 120         | -        | 8         | -          | -         | -         | -         | -        | -        | -         | -        | -        | 120         | 4.8%  |
| World Drug Free Powerlifting Federation   | 101         | -        | -         | 9          | -         | -         | -         | -        | -        | -         | -        | -        | 110         | 4.4%  |
| Federation Francaise d'Halterophilie Musculation Force Athletique et Culturisme | 89          | -        | 6         | 12         | -         | -         | -         | -        | -        | 2         | -        | -        | 103         | 4.1%  |
| Japan Anti-Doping Agency  | 57          | -        | -         | -          | -         | -         | -         | -        | -        | -         | -        | -        | 57          | 2.3%  |
| Anti Doping Denmark   | 19          | 1        | -         | 33         | 4         | -         | -         | -        | -        | -         | -        | -        | 52          | 2.1%  |
| Venezuela NADO  | 39          | 1        | 6         | 7          | -         | -         | -         | -        | -        | 1         | -        | -        | 47          | 1.9%  |
| National Anti-Doping Agency Austria GmbH  | 27          | -        | 2         | 16         | -         | -         | -         | -        | -        | -         | -        | -        | 43          | 1.7%  |
| Anti Doping Authority the Netherlands   | 37          | -        | 4         | -          | -         | -         | -         | -        | -        | -         | -        | -        | 37          | 1.5%  |
| British Drug Free Powerlifting Association                                      | 34          | -        | -         | 3          | -         | -         | -         | -        | -        | -         | -        | -        | 37          | 1.5%  |
| NADO Flanders   | 35          | -        | -         | 1          | 1         | -         | -         | -        | -        | -         | -        | -        | 36          | 1.4%  |
| Romanian National Anti-Doping Agency  | 32          | -        | -         | 3          | -         | 1         | -         | -        | -        | -         | -        | -        | 35          | 1.4%  |
| National Anti Doping Agency -India  | 34          | -        | 8         | 1          | -         | -         | -         | -        | -        | -         | -        | -        | 35          | 1.4%  |
| Czech Anti-Doping Committee   | 25          | -        | 1         | 9          | -         | -         | -         | -        | -        | -         | -        | -        | 34          | 1.3%  |
| South African Institute for Drug-Free Sport                                     | 30          | -        | 7         | 2          | -         | -         | -         | -        | -        | -         | -        | -        | 32          | 1.3%  |
| Great Britain Powerlifting Federation   | 31          | 1        | 5         | -          | -         | -         | -         | -        | -        | -         | -        | -        | 31          | 1.2%  |
| Russian Powerlifting Federation   | -           | -        | -         | 30         | -         | 5         | -         | -        | -        | -         | -        | -        | 30          | 1.2%  |
| Kazakhstan National Anti-Doping Centre  | 7           | -        | -         | 21         | -         | -         | -         | -        | -        | -         | -        | -        | 28          | 1.1%  |
| German National Anti-Doping Agency  | -           | -        | -         | 23         | -         | -         | -         | -        | -        | 3         | -        | -        | 26          | 1.0%  |
| UK Anti-Doping  | 18          | -        | -         | -          | -         | -         | 8         | -        | -        | -         | -        | -        | 26          | 1.0%  |
| Canadian Powerlifting Union   | 19          | -        | -         | 5          | -         | -         | -         | -        | -        | -         | -        | -        | 24          | 1.0%  |
| Colombian NADO  | 5           | -        | -         | 18         | -         | -         | -         | -        | -        | -         | -        | -        | 23          | 0.9%  |
| USA Powerlifting  | 19          | -        | 1         | 4          | -         | -         | -         | -        | -        | -         | -        | -        | 23          | 0.9%  |
| European Powerlifting Federation  | 19          | -        | 1         | -          | -         | -         | -         | -        | -        | -         | -        | -        | 19          | 0.8%  |
| Federacion Sudamericana De Potencia   | 18          | -        | 1         | -          | -         | -         | -         | -        | -        | -         | -        | -        | 18          | 0.7%  |
| French Community of Belgium NADO  | 11          | -        | -         | 5          | 1         | -         | -         | -        | -        | -         | -        | -        | 16          | 0.6%  |
| Poland Commission against Doping in Sports                                      | 16          | -        | 1         | -          | -         | -         | -         | -        | -        | -         | -        | -        | 16          | 0.6%  |
| Drug Free Powerlifting Australia  | 11          | -        | -         | 1          | -         | -         | -         | -        | -        | -         | -        | -        | 12          | 0.5%  |
| Brazilian Powerlifting Confederation  | 12          | -        | 4         | -          | -         | -         | -         | -        | -        | -         | -        | -        | 12          | 0.5%  |
| Asian Powerlifting Federation   | 11          | -        | -         | -          | -         | -         | -         | -        | -        | -         | -        | -        | 11          | 0.4%  |
| Anti-doping Commission of Azerbaijan Republic                                   | -           | -        | -         | 11         | 1         | 1         | -         | -        | -        | -         | -        | -        | 11          | 0.4%  |
| Hong Kong Anti-Doping Committee   | 11          | -        | -         | -          | -         | -         | -         | -        | -        | -         | -        | -        | 11          | 0.4%  |
| Federazione Italiana Powelifting  | 10          | 1        | 1         | 1          | -         | 1         | -         | -        | -        | -         | -        | -        | 11          | 0.4%  |
| Estonian Anti-Doping Agency   | 2           | -        | -         | 8          | -         | -         | -         | -        | -        | -         | -        | -        | 10          | 0.4%  |
| North American Powerlifting Association   | 10          | -        | -         | -          | -         | -         | -         | -        | -        | -         | -        | -        | 10          | 0.4%  |
| South American Sports Organization  | 10          | -        | -         | -          | -         | -         | -         | -        | -        | -         | -        | -        | 10          | 0.4%  |
| Cuba National Anti-Doping Agency  | 1           | 1        | -         | 8          | 4         | -         | -         | -        | -        | -         | -        | -        | 9           | 0.4%  |
| Drug Free Sport New Zealand   | 6           | -        | -         | 3          | -         | -         | -         | -        | -        | -         | -        | -        | 9           | 0.4%  |
| Magyar Antidopping Csoport - HUNADO   | 8           | -        | 1         | 1          | -         | -         | -         | -        | -        | -         | -        | -        | 9           | 0.4%  |
| National Olympic and Sports Association of Iceland                              | 4           | -        | -         | 4          | -         | -         | -         | -        | -        | -         | -        | -        | 8           | 0.3%  |
| Spanish Powerlifting Association  | 8           | -        | 2         | -          | -         | -         | -         | -        | -        | -         | -        | -        | 8           | 0.3%  |
| Organisation Deportiva Bolivariana  | 7           | -        | -         | -          | -         | -         | -         | -        | -        | -         | -        | -        | 7           | 0.3%  |
| Anti-Doping Centre Bulgaria   | -           | -        | -         | 6          | -         | 1         | -         | -        | -        | -         | -        | -        | 6           | 0.2%  |
| Anti-Doping department of State Sports Medicine Centre                          | 5           | -        | 3         | -          | -         | -         | -         | -        | -        | -         | -        | -        | 5           | 0.2%  |
| Lithuanian Anti-Doping Agency   | 2           | -        | -         | 2          | -         | -         | -         | -        | -        | -         | -        | -        | 4           | 0.2%  |
| Slovak Anti-Doping Agency   | -           | -        | -         | 4          | -         | 1         | -         | -        | -        | -         | -        | -        | 4           | 0.2%  |
| Caribbean Regional Anti-Doping Organization                                     | -           | -        | -         | 3          | -         | -         | -         | -        | -        | -         | -        | -        | 3           | 0.1%  |
| Chinese Taipei Anti-Doping Agency   | -           | -        | -         | 3          | -         | -         | -         | -        | -        | -         | -        | -        | 3           | 0.1%  |
| Iran National Anti-Doping Organization  | -           | -        | -         | 3          | -         | -         | -         | -        | -        | -         | -        | -        | 3           | 0.1%  |
| Nicaragua Anti-doping Organization  | 3           | -        | 1         | -          | -         | -         | -         | -        | -        | -         | -        | -        | 3           | 0.1%  |
| Federacion Uruguay de Levantamiento de Potencia                                 | -           | -        | -         | 3          | -         | -         | -         | -        | -        | -         | -        | -        | 3           | 0.1%  |
| Luxembourg NADO   | -           | -        | -         | 1          | -         | -         | -         | -        | -        | 1         | -        | -        | 2           | 0.1%  |
| NADO Algérienne   | -           | -        | -         | 2          | -         | -         | -         | -        | -        | -         | -        | -        | 2           | 0.1%  |
| Georgian Anti-Doping Agency   | -           | -        | -         | 2          | -         | -         | -         | -        | -        | -         | -        | -        | 2           | 0.1%  |
| Antidoping Switzerland  | 2           | -        | -         | -          | -         | -         | -         | -        | -        | -         | -        | -        | 2           | 0.1%  |
| Powerlifting Trinidad & Tobago  | 2           | -        | -         | -          | -         | -         | -         | -        | -        | -         | -        | -        | 2           | 0.1%  |
| Armenian National Antidoping Organization                                       | -           | -        | -         | 1          | -         | -         | -         | -        | -        | -         | -        | -        | 1           | 0.0%  |
| International Paralympic Committee  | -           | -        | -         | 1          | -         | -         | -         | -        | -        | -         | -        | -        | 1           | 0.0%  |
| Israeli NADO  | 1           | -        | -         | -          | -         | -         | -         | -        | -        | -         | -        | -        | 1           | 0.04% |
| Nigeria National Anti-Doping Committee  | -           | -        | -         | 1          | -         | -         | -         | -        | -        | -         | -        | -        | 1           | 0.04% |
| Slovenian Antidoping Organization   | 1           | -        | -         | -          | -         | -         | -         | -        | -        | -         | -        | -        | 1           | 0.04% |
| Swiss Drug-Free Powerlifting Federation   | -           | -        | -         | 1          | -         | -         | -         | -        | -        | -         | -        | -        | 1           | 0.04% |
| United Arab Emirates National Anti-doping Committee                             | 1           | -        | -         | -          | -         | -         | -         | -        | -        | -         | -        | -        | 1           | 0.04% |
| <b>Total</b>  | <b>1604</b> | <b>7</b> | <b>99</b> | <b>895</b> | <b>39</b> | <b>33</b> | <b>11</b> | <b>-</b> | <b>-</b> | <b>15</b> | <b>-</b> | <b>-</b> | <b>2525</b> |       |

**Table 104: AIMS Sport - Sambo**

| Testing Authority (TA)  | Urine   |     |     |         |     |     | Blood   |     |     |         |     |     | Total   |      |
|---|---------|-----|-----|---------|-----|-----|---------|-----|-----|---------|-----|-----|---------|------|
|   | IC      |     | OOC |         | IC  |     | OOC     |     | IC  |         | OOC |     | Samples | %    |
|   | Samples | ATF | AAF | Samples | ATF | AAF | Samples | ATF | AAF | Samples | ATF | AAF |         |      |
| Fédération Internationale Amateur Sambo                       | 154     | -   | 6   | 23      | -   | -   | -       | -   | -   | -       | -   | -   | 177     | 58%  |
| Russian National Anti-Doping Organization                     | 39      | -   | -   | 40      | 2   | 1   | -       | -   | -   | -       | -   | -   | 79      | 26%  |
| SportAccord Event Organiser                                   | 15      | -   | -   | -       | -   | -   | -       | -   | -   | -       | -   | -   | 15      | 4.9% |
| Romanian National Anti-Doping Agency                          | 4       | -   | -   | 9       | -   | -   | -       | -   | -   | -       | -   | -   | 13      | 4.3% |
| Chinese Anti-Doping Agency                                    | -       | -   | -   | 6       | -   | -   | -       | -   | -   | -       | -   | -   | 6       | 2.0% |
| Korean Anti-Doping Agency                                     | -       | -   | -   | 6       | -   | -   | -       | -   | -   | -       | -   | -   | 6       | 2.0% |
| Spanish Federation of Olympic Wrestling and associated sports | -       | -   | -   | 4       | -   | -   | -       | -   | -   | -       | -   | -   | 4       | 1.3% |
| Venezuela NADO  | -       | -   | -   | 2       | -   | -   | -       | -   | -   | 1       | -   | -   | 3       | 1.0% |
| Kazakhstan National Anti-Doping Centre                        | -       | -   | -   | 1       | -   | -   | -       | -   | -   | -       | -   | -   | 1       | 0.3% |
|   | 212     | -   | 6   | 91      | 2   | 1   | -       | -   | -   | 1       | -   | -   | 304     |      |

**Table 105: AIMS Sport - Savate**

| Testing Authority (TA)                    | Urine   |     |     |         |     |     | Blood   |     |     |         |     |     | Total   |      |
|---|---------|-----|-----|---------|-----|-----|---------|-----|-----|---------|-----|-----|---------|------|
|   | IC      |     | OOC |         | IC  |     | OOC     |     | IC  |         | OOC |     | Samples | %    |
|   | Samples | ATF | AAF | Samples | ATF | AAF | Samples | ATF | AAF | Samples | ATF | AAF |         |      |
| Federation Française de boxe Française    | 71      | 1   | 1   | 11      | -   | -   | -       | -   | -   | 8       | -   | -   | 90      | 58%  |
| Russian National Anti-Doping Organization | 41      | -   | 1   | -       | -   | -   | -       | -   | -   | -       | -   | -   | 41      | 27%  |
| SportAccord Event Organiser               | 12      | -   | -   | -       | -   | -   | -       | -   | -   | -       | -   | -   | 12      | 7.8% |
| Anti-Doping Agency of Serbia              | 5       | -   | -   | -       | -   | -   | -       | -   | -   | -       | -   | -   | 5       | 3.2% |
| Fédération Internationale de Savate       | 2       | -   | -   | 3       | -   | -   | -       | -   | -   | -       | -   | -   | 5       | 3.2% |
| UK Anti-Doping                            | -       | -   | -   | 1       | -   | -   | -       | -   | -   | -       | -   | -   | 1       | 0.6% |
|   | 131     | 1   | 2   | 15      | -   | -   | -       | -   | -   | 8       | -   | -   | 154     |      |

**Table 106: AIMS Sport - Sepaktakraw**

| Testing Authority (TA)                    | Urine   |     |     |         |     |     | Blood   |     |     |         |     |     | Total   |      |
|---|---------|-----|-----|---------|-----|-----|---------|-----|-----|---------|-----|-----|---------|------|
|   | IC      |     | OOC |         | IC  |     | OOC     |     | IC  |         | OOC |     | Samples | %    |
|   | Samples | ATF | AAF | Samples | ATF | AAF | Samples | ATF | AAF | Samples | ATF | AAF |         |      |
| Sports Authority of Thailand              | 28      | -   | -   | 30      | -   | -   | -       | -   | -   | -       | -   | -   | 58      | 51%  |
| International Sepaktakraw Federation      | 16      | -   | -   | -       | -   | -   | -       | -   | -   | -       | -   | -   | 16      | 14%  |
| South East Asian Games Federation         | 11      | -   | -   | -       | -   | -   | -       | -   | -   | -       | -   | -   | 11      | 9.7% |
| Anti-Doping Agency of Malaysia            | -       | -   | -   | 10      | -   | -   | -       | -   | -   | -       | -   | -   | 10      | 8.8% |
| Brunei Darussalam Anti-Doping Committee   | -       | -   | -   | 6       | -   | -   | -       | -   | -   | -       | -   | -   | 6       | 5.3% |
| Myanmar National Anti-Doping Organization | -       | -   | -   | 4       | -   | -   | -       | -   | -   | -       | -   | -   | 4       | 3.5% |
| Korean Anti-Doping Agency                 | 3       | -   | -   | -       | -   | -   | -       | -   | -   | -       | -   | -   | 3       | 2.7% |
| University Sport Board of Thailand        | 3       | -   | -   | -       | -   | -   | -       | -   | -   | -       | -   | -   | 3       | 2.7% |
| Anti-Doping Singapore                     | -       | -   | -   | 2       | -   | -   | -       | -   | -   | -       | -   | -   | 2       | 1.8% |
|   | 61      | -   | -   | 52      | -   | -   | -       | -   | -   | -       | -   | -   | 113     |      |

**Table 107: AIMS Sport - Ski-Mountaineering**

| Testing Authority (TA)                               | Urine   |     |     |         |     |     | Blood   |     |     |         |     |     | Total   |      |
|--|---------|-----|-----|---------|-----|-----|---------|-----|-----|---------|-----|-----|---------|------|
|  | IC      |     | OOC |         | IC  |     | OOC     |     | IC  |         | OOC |     | Samples | %    |
|  | Samples | ATF | AAF | Samples | ATF | AAF | Samples | ATF | AAF | Samples | ATF | AAF |         |      |
| Fédération française de la montagne et de l'escalade | 34      | -   | -   | 2       | -   | -   | 12      | -   | -   | 2       | -   | -   | 50      | 70%  |
| International Ski Mountaineering Federation          | 10      | -   | -   | 6       | -   | -   | -       | -   | -   | -       | -   | -   | 16      | 23%  |
| Andorra National Anti-Doping Commission              | -       | -   | -   | 2       | -   | -   | -       | -   | -   | -       | -   | -   | 2       | 2.8% |
| National Anti-Doping Agency Austria GmbH             | 2       | -   | -   | -       | -   | -   | -       | -   | -   | -       | -   | -   | 2       | 2.8% |
| Antidoping Switzerland                               | -       | -   | -   | -       | -   | -   | -       | -   | -   | 1       | -   | -   | 1       | 1.4% |
|  | 46      | -   | -   | 10      | -   | -   | 12      | -   | -   | 3       | -   | -   | 71      |      |

**Table 108: AIMS Sport - Sleddog**

| Testing Authority (TA)                      | Urine   |     |     |         |     |     | Blood   |     |     |         |     |     | Total   |     |
|---|---------|-----|-----|---------|-----|-----|---------|-----|-----|---------|-----|-----|---------|-----|
|   | IC      |     | OOC |         | IC  |     | OOC     |     | IC  |         | OOC |     | Samples | %   |
|   | Samples | ATF | AAF | Samples | ATF | AAF | Samples | ATF | AAF | Samples | ATF | AAF |         |     |
| Fédération Française de Sports de Traineaux | 12      | -   | -   | -       | -   | -   | -       | -   | -   | -       | -   | -   | 12      | 44% |
| International Federation of Sleddog Sports  | 7       | -   | -   | 2       | -   | -   | -       | -   | -   | -       | -   | -   | 9       | 33% |
| Anti-Doping Norway                          | 6       | -   | -   | -       | -   | -   | -       | -   | -   | -       | -   | -   | 6       | 22% |
|   | 25      | -   | -   | 2       | -   | -   | -       | -   | -   | -       | -   | -   | 27      |     |

**Table 109: AIMS Sport - Soft Tennis**

| Testing Authority (TA)                    | Urine   |     |     |         |     |     | Blood   |     |     |         |     |     | Total   |      |
|---|---------|-----|-----|---------|-----|-----|---------|-----|-----|---------|-----|-----|---------|------|
|   | IC      |     | OOC |         | IC  |     | OOC     |     | IC  |         | OOC |     | Samples | %    |
|   | Samples | ATF | AAF | Samples | ATF | AAF | Samples | ATF | AAF | Samples | ATF | AAF |         |      |
| Japan Anti-Doping Agency                  | 32      | -   | -   | 24      | -   | -   | -       | -   | -   | -       | -   | -   | 56      | 48%  |
| Korean Anti-Doping Agency                 | 9       | -   | -   | 10      | -   | -   | -       | -   | -   | -       | -   | -   | 19      | 16%  |
| Sports Authority of Thailand              | -       | -   | -   | 19      | -   | -   | -       | -   | -   | -       | -   | -   | 19      | 16%  |
| Chinese Anti-Doping Agency                | -       | -   | -   | 11      | -   | -   | -       | -   | -   | -       | -   | -   | 11      | 9.5% |
| East Asian Games Association              | 4       | -   | -   | -       | -   | -   | -       | -   | -   | -       | -   | -   | 4       | 3.4% |
| Myanmar National Anti-Doping Organization | -       | -   | -   | 4       | -   | -   | -       | -   | -   | -       | -   | -   | 4       | 3.4% |
| Chinese Taipei Anti-Doping Agency         | -       | -   | -   | 3       | -   | -   | -       | -   | -   | -       | -   | -   | 3       | 2.6% |
|   | 45      | -   | -   | 71      | -   | -   | -       | -   | -   | -       | -   | -   | 116     |      |

**Table 110: IPC Sport - Aquatics - IPC Swimming**

| Testing Authority (TA)  | Urine      |          |          |            |          |          | Blood    |          |          |           |          |          | Total      |      |
|---|------------|----------|----------|------------|----------|----------|----------|----------|----------|-----------|----------|----------|------------|------|
|   | IC         |          |          | OOC        |          |          | IC       |          |          | OOC       |          |          | Samples    | %    |
|   | Samples    | ATF      | AAF      | Samples    | ATF      | AAF      | Samples  | ATF      | AAF      | Samples   | ATF      | AAF      |            |      |
| Russian National Anti-Doping Organization                       | 41         | -        | -        | 25         | -        | -        | -        | -        | -        | -         | -        | -        | 66         | 17%  |
| International Paralympic Committee                              | 54         | -        | 1        | -          | -        | -        | 4        | -        | -        | -         | -        | -        | 58         | 15%  |
| Canadian Centre for Ethics in Sport                             | 4          | -        | -        | 21         | -        | -        | -        | -        | -        | 12        | -        | -        | 37         | 9.7% |
| United States Anti-Doping Agency                                | 10         | -        | -        | 17         | -        | -        | -        | -        | -        | -         | -        | -        | 27         | 7.1% |
| Deutscher Behindertensportverband                               | 24         | -        | -        | -          | -        | -        | -        | -        | -        | -         | -        | -        | 24         | 6.3% |
| German National Anti-Doping Agency                              | -          | -        | -        | 21         | -        | -        | -        | -        | -        | -         | -        | -        | 21         | 5.5% |
| Spain Blind sports federation                                   | 8          | -        | -        | 4          | -        | -        | -        | -        | -        | -         | -        | -        | 12         | 3.1% |
| Fédération Française Handisport                                 | 12         | -        | -        | -          | -        | -        | -        | -        | -        | -         | -        | -        | 12         | 3.1% |
| Japan Anti-Doping Agency  | 10         | -        | -        | 2          | -        | -        | -        | -        | -        | -         | -        | -        | 12         | 3.1% |
| New Caledonia NADO  | 12         | -        | -        | -          | -        | -        | -        | -        | -        | -         | -        | -        | 12         | 3.1% |
| Spanish Sports Federation for People with Physical Disabilities | 10         | -        | -        | -          | -        | -        | -        | -        | -        | -         | -        | -        | 10         | 2.6% |
| Irish Sports Council  | -          | -        | -        | 10         | -        | -        | -        | -        | -        | -         | -        | -        | 10         | 2.6% |
| International Wheelchair & Amputee Sports Federation            | 10         | -        | -        | -          | -        | -        | -        | -        | -        | -         | -        | -        | 10         | 2.6% |
| Hellenic National Council for Combatting Doping                 | 9          | -        | -        | -          | -        | -        | -        | -        | -        | -         | -        | -        | 9          | 2.4% |
| Korean Anti-Doping Agency                                       | 9          | -        | 1        | -          | -        | -        | -        | -        | -        | -         | -        | -        | 9          | 2.4% |
| Swedish Sports Confederation Anti-Doping Group                  | 8          | -        | -        | 1          | -        | -        | -        | -        | -        | -         | -        | -        | 9          | 2.4% |
| Romanian National Anti-Doping Agency                            | -          | -        | -        | 8          | -        | -        | -        | -        | -        | -         | -        | -        | 8          | 2.1% |
| Brazilian Paralympic Committee                                  | 8          | -        | 1        | -          | -        | -        | -        | -        | -        | -         | -        | -        | 8          | 2.1% |
| Drug Free Sport New Zealand                                     | -          | -        | -        | 8          | -        | -        | -        | -        | -        | -         | -        | -        | 8          | 2.1% |
| Anti Doping Authority the Netherlands                           | 1          | -        | -        | 3          | -        | -        | -        | -        | -        | -         | -        | -        | 4          | 1.0% |
| Anti-Doping Singapore   | -          | -        | -        | 3          | -        | -        | -        | -        | -        | -         | -        | -        | 3          | 0.8% |
| South African Institute for Drug-Free Sport                     | 3          | -        | 1        | -          | -        | -        | -        | -        | -        | -         | -        | -        | 3          | 0.8% |
| Magyar Antidopping Csoport - HUNADO                             | -          | -        | -        | 2          | -        | -        | -        | -        | -        | -         | -        | -        | 2          | 0.5% |
| NADO Flanders   | -          | -        | -        | 2          | -        | -        | -        | -        | -        | -         | -        | -        | 2          | 0.5% |
| UK Anti-Doping  | -          | -        | -        | 2          | -        | -        | -        | -        | -        | -         | -        | -        | 2          | 0.5% |
| Autoridade Antidopagem de Portugal                              | 1          | -        | -        | -          | -        | -        | -        | -        | -        | -         | -        | -        | 1          | 0.3% |
| Comision Nacional de Cultura Fisica y Deporte Mexico            | -          | -        | -        | 1          | -        | 1        | -        | -        | -        | -         | -        | -        | 1          | 0.3% |
| Finnish Anti-Doping Agency                                      | -          | -        | -        | 1          | -        | -        | -        | -        | -        | -         | -        | -        | 1          | 0.3% |
| <b>Total</b>  | <b>234</b> | <b>-</b> | <b>4</b> | <b>131</b> | <b>-</b> | <b>1</b> | <b>4</b> | <b>-</b> | <b>-</b> | <b>12</b> | <b>-</b> | <b>-</b> | <b>381</b> |      |

**Table 111: IPC Sport - Athletics - IPC Athletics and IPC Wheelchair Road Race**

| Testing Authority (TA)  | IPC Athletics |          |           | Urine      |          |          |          |          |          | Blood    |          |          |            |     |     | Total   |      |
|---|---------------|----------|-----------|------------|----------|----------|----------|----------|----------|----------|----------|----------|------------|-----|-----|---------|------|
|   |               |          |           | IC         |          |          | OOC      |          |          | IC       |          |          | OOC        |     |     | Samples | %    |
|   | Samples       | ATF      | AAF       | Samples    | ATF      | AAF      | Samples  | ATF      | AAF      | Samples  | ATF      | AAF      | Samples    | ATF | AAF |         |      |
| International Paralympic Committee                              | 158           | 1        | 2         | 40         | 1        | -        | -        | -        | -        | -        | -        | -        | -          | -   | -   | 198     | 25%  |
| Russian National Anti-Doping Organization                       | 66            | 2        | 1         | 63         | 3        | -        | -        | -        | -        | -        | -        | -        | -          | -   | -   | 129     | 16%  |
| Antidoping Switzerland  | 16            | -        | -         | 43         | -        | -        | -        | -        | -        | 2        | -        | -        | -          | -   | -   | 61      | 7.7% |
| Canadian Centre for Ethics in Sport                             | 13            | -        | -         | 30         | -        | 1        | -        | -        | -        | -        | -        | -        | -          | -   | -   | 43      | 5.4% |
| United States Anti-Doping Agency                                | 20            | -        | 3         | 22         | -        | 1        | -        | -        | -        | -        | -        | -        | -          | -   | -   | 42      | 5.3% |
| German National Anti-Doping Agency                              | 2             | -        | -         | 26         | -        | -        | -        | -        | -        | -        | -        | -        | -          | -   | -   | 28      | 3.5% |
| Irish Sports Council  | 3             | -        | -         | 17         | -        | -        | -        | -        | -        | -        | -        | -        | 7          | -   | -   | 27      | 3.4% |
| Japan Anti-Doping Agency  | 25            | -        | -         | 1          | -        | -        | -        | -        | -        | -        | -        | -        | -          | -   | -   | 26      | 3.3% |
| Korean Anti-Doping Agency                                       | 16            | -        | -         | 8          | -        | -        | -        | -        | -        | -        | -        | -        | -          | -   | -   | 24      | 3.0% |
| Comité Paralímpico Mexicano                                     | -             | -        | -         | 23         | -        | -        | -        | -        | -        | -        | -        | -        | -          | -   | -   | 23      | 2.9% |
| International Wheelchair & Amputee Sports Federation            | 20            | -        | -         | -          | -        | -        | -        | -        | -        | -        | -        | -        | -          | -   | -   | 20      | 2.5% |
| Deutscher Behindertensportverband                               | 18            | -        | 2         | -          | -        | -        | -        | -        | -        | -        | -        | -        | -          | -   | -   | 18      | 2.3% |
| UK Anti-Doping  | -             | -        | -         | 18         | -        | -        | -        | -        | -        | -        | -        | -        | -          | -   | -   | 18      | 2.3% |
| Comité Paralímpico Argentino                                    | 14            | 1        | -         | -          | -        | -        | -        | -        | -        | -        | -        | -        | -          | -   | -   | 14      | 1.8% |
| Colombian NADO  | 13            | -        | -         | -          | -        | -        | -        | -        | -        | -        | -        | -        | -          | -   | -   | 13      | 1.6% |
| Swedish Sports Confederation Anti-Doping Group                  | -             | -        | -         | 10         | -        | -        | -        | -        | -        | -        | -        | -        | -          | -   | -   | 10      | 1.3% |
| Czech Anti-Doping Committee                                     | 4             | -        | -         | 5          | -        | -        | -        | -        | -        | -        | -        | -        | -          | -   | -   | 9       | 1.1% |
| Brazilian Paralympic Committee                                  | 9             | -        | -         | -          | -        | -        | -        | -        | -        | -        | -        | -        | -          | -   | -   | 9       | 1.1% |
| NADO Algérienne   | 8             | -        | 2         | -          | -        | -        | -        | -        | -        | -        | -        | -        | -          | -   | -   | 8       | 1.0% |
| Spain Blind sports federation                                   | 4             | -        | -         | 4          | -        | -        | -        | -        | -        | -        | -        | -        | -          | -   | -   | 8       | 1.0% |
| Finnish Anti-Doping Agency                                      | 4             | -        | -         | 4          | -        | -        | -        | -        | -        | -        | -        | -        | -          | -   | -   | 8       | 1.0% |
| Hellenic National Council for Combatting Doping                 | 6             | -        | -         | -          | -        | -        | -        | -        | -        | -        | -        | -        | -          | -   | -   | 6       | 0.8% |
| Poland Commission against Doping in Sports                      | -             | -        | -         | 6          | -        | -        | -        | -        | -        | -        | -        | -        | -          | -   | -   | 6       | 0.8% |
| Africa Zone II & III  | 5             | -        | -         | -          | -        | -        | -        | -        | -        | -        | -        | -        | -          | -   | -   | 5       | 0.6% |
| Anti-Doping Centre Bulgaria                                     | -             | -        | -         | 5          | -        | -        | -        | -        | -        | -        | -        | -        | -          | -   | -   | 5       | 0.6% |
| South African Institute for Drug-Free Sport                     | 5             | -        | -         | -          | -        | -        | -        | -        | -        | -        | -        | -        | -          | -   | -   | 5       | 0.6% |
| Anti-Doping Singapore   | -             | -        | -         | 4          | -        | -        | -        | -        | -        | -        | -        | -        | -          | -   | -   | 4       | 0.5% |
| Comision Nacional de Cultura Fisica y Deporte Mexico            | 1             | -        | 1         | 3          | 1        | 2        | -        | -        | -        | -        | -        | -        | -          | -   | -   | 4       | 0.5% |
| Spanish Sports Federation for People with Physical Disabilities | 4             | -        | -         | -          | -        | -        | -        | -        | -        | -        | -        | -        | -          | -   | -   | 4       | 0.5% |
| Fédération Française Handisport                                 | 4             | -        | 1         | -          | -        | -        | -        | -        | -        | -        | -        | -        | -          | -   | -   | 4       | 0.5% |
| Anti Doping Authority the Netherlands                           | 1             | -        | -         | 2          | -        | -        | -        | -        | -        | -        | -        | -        | -          | -   | -   | 3       | 0.4% |
| Magyar Antidopping Csoport - HUNADO                             | -             | -        | -         | 3          | -        | -        | -        | -        | -        | -        | -        | -        | -          | -   | -   | 3       | 0.4% |
| NADO Flanders   | -             | -        | -         | 3          | -        | -        | -        | -        | -        | -        | -        | -        | -          | -   | -   | 3       | 0.4% |
| Anti Doping Denmark   | -             | -        | -         | 2          | -        | -        | -        | -        | -        | -        | -        | -        | -          | -   | -   | 2       | 0.3% |
| Comité International des Jeux de la Francophonie                | 1             | -        | -         | -          | -        | -        | -        | -        | -        | -        | -        | -        | -          | -   | -   | 1       | 0.1% |
| <b>Total</b>  | <b>440</b>    | <b>4</b> | <b>12</b> | <b>342</b> | <b>5</b> | <b>4</b> | <b>-</b> | <b>-</b> | <b>-</b> | <b>9</b> | <b>-</b> | <b>-</b> | <b>791</b> |     |     |         |      |
| <b>IPC Wheelchair Road Race</b>                                 |               |          |           |            |          |          |          |          |          |          |          |          |            |     |     |         |      |
| International Paralympic Committee                              | 2             | -        | -         | -          | -        | -        | -        | -        | -        | -        | -        | -        | -          | -   | -   | 2       | 67%  |
| Finnish Anti-Doping Agency                                      | -             | -        | -         | 1          | -        | -        | -        | -        | -        | -        | -        | -        | -          | -   | -   | 1       | 33%  |
| <b>Total</b>  | <b>2</b>      | <b>-</b> | <b>-</b>  | <b>1</b>   | <b>-</b> | <b>-</b> | <b>-</b> | <b>-</b> | <b>-</b> | <b>-</b> | <b>-</b> | <b>-</b> | <b>3</b>   |     |     |         |      |

**2013 Anti-Doping Testing Figures**  
*Samples Analyzed and Reported by Accredited Laboratories in ADAMS*

**Table 112: IPC Sport - Badminton - IPC Badminton\***

| Testing Authority (TA)  | Urine     |     |     |         |     |     | Blood   |     |     |         |     |     | Total     |      |
|---|-----------|-----|-----|---------|-----|-----|---------|-----|-----|---------|-----|-----|-----------|------|
|   | IC        |     | OOC |         | IC  |     | OOC     |     | IC  |         | OOC |     | Samples   | %    |
|   | Samples   | ATF | AAF | Samples | ATF | AAF | Samples | ATF | AAF | Samples | ATF | AAF |           |      |
| German National Anti-Doping Agency                              | 15        | -   | -   | -       | -   | -   | -       | -   | -   | -       | -   | -   | 15        | 58%  |
| Anti-Doping Centre Bulgaria                                     | 6         | -   | -   | -       | -   | -   | -       | -   | -   | -       | -   | -   | 6         | 23%  |
| Korean Anti-Doping Agency                                       | 3         | -   | -   | -       | -   | -   | -       | -   | -   | -       | -   | -   | 3         | 12%  |
| Spanish Sports Federation for People with Physical Disabilities | 2         | -   | -   | -       | -   | -   | -       | -   | -   | -       | -   | -   | 2         | 7.7% |
|   | <b>26</b> | -   | -   | -       | -   | -   | -       | -   | -   | -       | -   | -   | <b>26</b> |      |

\* Discipline does not currently fall under the governance of the IPC and therefore the nomenclature of the discipline will be adjusted accordingly in ADAMS.

**Table 113: IPC Sport - Bowling - IPC Nine-pin\***

| Testing Authority (TA)            | Urine    |     |          |         |     |     | Blood   |     |     |         |     |     | Total    |     |
|-----------------------------------|----------|-----|----------|---------|-----|-----|---------|-----|-----|---------|-----|-----|----------|-----|
|                                   | IC       |     | OOC      |         | IC  |     | OOC     |     | IC  |         | OOC |     | Samples  | %   |
|                                   | Samples  | ATF | AAF      | Samples | ATF | AAF | Samples | ATF | AAF | Samples | ATF | AAF |          |     |
| Deutscher Behindertensportverband | 5        | -   | 2        | -       | -   | -   | -       | -   | -   | -       | -   | -   | 7        | 88% |
| Korean Anti-Doping Agency         | -        | -   | 1        | -       | -   | -   | -       | -   | -   | -       | -   | -   | 1        | 13% |
|                                   | <b>5</b> | -   | <b>3</b> | -       | -   | -   | -       | -   | -   | -       | -   | -   | <b>8</b> |     |

\* Discipline does not currently fall under the governance of the IPC and therefore the nomenclature of the discipline will be adjusted accordingly in ADAMS.

**Table 114: IPC Sport - DanceSport - IPC Wheelchair DanceSport**

| Testing Authority (TA)             | Urine    |     |     |         |     |     | Blood   |     |     |         |     |     | Total    |     |
|------------------------------------|----------|-----|-----|---------|-----|-----|---------|-----|-----|---------|-----|-----|----------|-----|
|                                    | IC       |     | OOC |         | IC  |     | OOC     |     | IC  |         | OOC |     | Samples  | %   |
|                                    | Samples  | ATF | AAF | Samples | ATF | AAF | Samples | ATF | AAF | Samples | ATF | AAF |          |     |
| International Paralympic Committee | 6        | -   | -   | -       | -   | -   | -       | -   | -   | -       | -   | -   | 6        | 86% |
| Korean Anti-Doping Agency          | 1        | -   | -   | -       | -   | -   | -       | -   | -   | -       | -   | -   | 1        | 14% |
|                                    | <b>7</b> | -   | -   | -       | -   | -   | -       | -   | -   | -       | -   | -   | <b>7</b> |     |

**Table 115: IPC Sport - Ice Hockey - IPC Ice Sledge Hockey**

| Testing Authority (TA)                         | Urine     |     |          |            |          |     | Blood   |     |     |          |     |     | Total      |      |
|--|-----------|-----|----------|------------|----------|-----|---------|-----|-----|----------|-----|-----|------------|------|
|  | IC        |     | OOC      |            | IC       |     | OOC     |     | IC  |          | OOC |     | Samples    | %    |
|  | Samples   | ATF | AAF      | Samples    | ATF      | AAF | Samples | ATF | AAF | Samples  | ATF | AAF |            |      |
| International Paralympic Committee             | 46        | -   | 1        | -          | -        | -   | -       | -   | -   | -        | -   | -   | 46         | 24%  |
| Russian National Anti-Doping Organization      | 4         | -   | -        | 38         | 1        | -   | -       | -   | -   | -        | -   | -   | 42         | 22%  |
| United States Anti-Doping Agency               | 1         | -   | -        | 31         | -        | -   | -       | -   | -   | -        | -   | -   | 32         | 17%  |
| Canadian Centre for Ethics in Sport            | 2         | -   | -        | 19         | -        | -   | -       | -   | -   | -        | -   | -   | 21         | 11%  |
| Korean Anti-Doping Agency                      | 4         | -   | -        | 16         | -        | -   | -       | -   | -   | -        | -   | -   | 20         | 10%  |
| Japan Anti-Doping Agency                       | -         | -   | -        | 12         | -        | -   | -       | -   | -   | -        | -   | -   | 12         | 6.3% |
| UK Anti-Doping                                 | -         | -   | -        | 4          | -        | -   | -       | -   | -   | 4        | -   | -   | 8          | 4.2% |
| Czech Anti-Doping Committee                    | 4         | -   | -        | 3          | -        | -   | -       | -   | -   | -        | -   | -   | 7          | 3.6% |
| Swedish Sports Confederation Anti-Doping Group | 4         | -   | -        | -          | -        | -   | -       | -   | -   | -        | -   | -   | 4          | 2.1% |
|  | <b>65</b> | -   | <b>1</b> | <b>123</b> | <b>1</b> | -   | -       | -   | -   | <b>4</b> | -   | -   | <b>192</b> |      |

**Table 116: IPC Sport - Powerlifting - IPC Powerlifting**

| Testing Authority (TA)  | Urine      |     |           |            |     |          | Blood   |     |     |           |     |     | Total      |      |
|---|------------|-----|-----------|------------|-----|----------|---------|-----|-----|-----------|-----|-----|------------|------|
|   | IC         |     | OOC       |            | IC  |          | OOC     |     | IC  |           | OOC |     | Samples    | %    |
|   | Samples    | ATF | AAF       | Samples    | ATF | AAF      | Samples | ATF | AAF | Samples   | ATF | AAF |            |      |
| International Paralympic Committee                              | 144        | -   | 5         | 41         | -   | -        | -       | -   | -   | 6         | -   | -   | 191        | 57%  |
| Russian National Anti-Doping Organization                       | 29         | -   | 4         | 8          | -   | -        | -       | -   | -   | -         | -   | -   | 37         | 11%  |
| United States Anti-Doping Agency                                | 15         | -   | 1         | 13         | -   | 1        | -       | -   | -   | -         | -   | -   | 28         | 8.3% |
| Egypt National Anti-doping Organization                         | -          | -   | -         | 18         | -   | -        | -       | -   | -   | -         | -   | -   | 18         | 5.3% |
| Turkish NOC Anti-Doping Commission                              | -          | -   | -         | 10         | -   | -        | -       | -   | -   | -         | -   | -   | 10         | 3.0% |
| UK Anti-Doping  | 2          | -   | 2         | 4          | -   | -        | -       | -   | -   | 3         | -   | -   | 9          | 2.7% |
| Korean Anti-Doping Agency                                       | 8          | -   | -         | -          | -   | -        | -       | -   | -   | -         | -   | -   | 8          | 2.4% |
| Comité Paralímpico Argentino                                    | 6          | -   | -         | -          | -   | -        | -       | -   | -   | -         | -   | -   | 6          | 1.8% |
| Irish Sports Council  | -          | -   | -         | 3          | -   | -        | -       | -   | -   | 3         | -   | -   | 6          | 1.8% |
| Hellenic National Council for Combatting Doping                 | 5          | -   | -         | -          | -   | -        | -       | -   | -   | -         | -   | -   | 5          | 1.5% |
| West Asia RADO  | -          | -   | -         | 5          | -   | -        | -       | -   | -   | -         | -   | -   | 5          | 1.5% |
| Japan Anti-Doping Agency  | 4          | -   | 1         | -          | -   | -        | -       | -   | -   | -         | -   | -   | 4          | 1.2% |
| Spanish Sports Federation for People with Physical Disabilities | 3          | -   | -         | -          | -   | -        | -       | -   | -   | -         | -   | -   | 3          | 0.9% |
| Iran National Anti-Doping Organization                          | -          | -   | -         | 3          | -   | -        | -       | -   | -   | -         | -   | -   | 3          | 0.9% |
| Anti Doping Authority the Netherlands                           | -          | -   | -         | 2          | -   | -        | -       | -   | -   | -         | -   | -   | 2          | 0.6% |
| Finnish Anti-Doping Agency                                      | -          | -   | -         | 1          | -   | -        | -       | -   | -   | -         | -   | -   | 1          | 0.3% |
| Magyar Antidopping Csoport - HUNADO                             | -          | -   | -         | 1          | -   | -        | -       | -   | -   | -         | -   | -   | 1          | 0.3% |
|   | <b>216</b> | -   | <b>13</b> | <b>109</b> | -   | <b>1</b> | -       | -   | -   | <b>12</b> | -   | -   | <b>337</b> |      |

**Table 117: IPC Sport - Shooting - IPC Shooting**

| Testing Authority (TA)  | Urine     |     |          |           |     |     | Blood   |     |     |         |     |     | Total     |      |
|---|-----------|-----|----------|-----------|-----|-----|---------|-----|-----|---------|-----|-----|-----------|------|
|   | IC        |     | OOC      |           | IC  |     | OOC     |     | IC  |         | OOC |     | Samples   | %    |
|   | Samples   | ATF | AAF      | Samples   | ATF | AAF | Samples | ATF | AAF | Samples | ATF | AAF |           |      |
| International Paralympic Committee                              | 28        | -   | 1        | -         | -   | -   | -       | -   | -   | -       | -   | -   | 28        | 33%  |
| Deutscher Behindertensportverband                               | 22        | -   | 2        | -         | -   | -   | -       | -   | -   | -       | -   | -   | 22        | 26%  |
| Brazilian Paralympic Committee                                  | 8         | -   | -        | -         | -   | -   | -       | -   | -   | -       | -   | -   | 8         | 9.3% |
| Korean Anti-Doping Agency                                       | 7         | -   | -        | -         | -   | -   | -       | -   | -   | -       | -   | -   | 7         | 8.1% |
| Poland Commission against Doping in Sports                      | 5         | -   | 1        | -         | -   | -   | -       | -   | -   | -       | -   | -   | 5         | 5.8% |
| Turkish NOC Anti-Doping Commission                              | -         | -   | -        | 5         | -   | -   | -       | -   | -   | -       | -   | -   | 5         | 5.8% |
| Spanish Sports Federation for People with Physical Disabilities | -         | -   | -        | 4         | -   | -   | -       | -   | -   | -       | -   | -   | 4         | 4.7% |
| German National Anti-Doping Agency                              | -         | -   | -        | 4         | -   | -   | -       | -   | -   | -       | -   | -   | 4         | 4.7% |
| Autoridade Antidopagem de Portugal                              | 1         | -   | -        | -         | -   | -   | -       | -   | -   | -       | -   | -   | 1         | 1.2% |
| Magyar Antidopping Csoport - HUNADO                             | -         | -   | -        | 1         | -   | -   | -       | -   | -   | -       | -   | -   | 1         | 1.2% |
| United States Anti-Doping Agency                                | -         | -   | -        | 1         | -   | -   | -       | -   | -   | -       | -   | -   | 1         | 1.2% |
|   | <b>71</b> | -   | <b>4</b> | <b>15</b> | -   | -   | -       | -   | -   | -       | -   | -   | <b>86</b> |      |

**2013 Anti-Doping Testing Figures**  
*Samples Analyzed and Reported by Accredited Laboratories in ADAMS*

**Table 118: IPC Sport - Skiing - IPC Alpine, IPC Nordic Biathlon and IPC Nordic Cross-Country**

| Testing Authority (TA)                                    | IPC Alpine |     |     | Urine     |     |          |           |            |     | Blood    |     |          | Total   |            |
|---|------------|-----|-----|-----------|-----|----------|-----------|------------|-----|----------|-----|----------|---------|------------|
|   | IC         | ATF | AAF | IC        | ATF | AAF      | IC        | ATF        | AAF | IC       | ATF | AAF      | Samples | %          |
| United States Anti-Doping Agency                          | 6          | -   | -   | 73        | -   | 1        | -         | -          | -   | -        | -   | -        | 79      | 39%        |
| Russian National Anti-Doping Organization                 | 18         | -   | -   | 24        | -   | -        | -         | -          | -   | -        | -   | -        | 42      | 21%        |
| International Paralympic Committee                        | 9          | -   | 1   | 8         | -   | -        | -         | -          | -   | -        | -   | -        | 17      | 8.4%       |
| Comisión de Control y Seguimiento de la Salud y el Dopaje | 12         | -   | -   | -         | -   | -        | -         | -          | -   | -        | -   | -        | 12      | 5.9%       |
| German National Anti-Doping Agency                        | -          | -   | -   | 11        | -   | -        | -         | -          | -   | -        | -   | -        | 11      | 5.4%       |
| Korean Anti-Doping Agency                                 | 3          | -   | -   | 6         | -   | -        | -         | -          | -   | -        | -   | -        | 9       | 4.4%       |
| Japan Anti-Doping Agency                                  | 7          | -   | -   | 1         | -   | -        | -         | -          | -   | -        | -   | -        | 8       | 3.9%       |
| National Anti-Doping Agency Austria GmbH                  | -          | -   | -   | 6         | -   | -        | -         | -          | -   | -        | -   | -        | 6       | 3.0%       |
| Antidoping Switzerland                                    | -          | -   | -   | 5         | -   | -        | -         | -          | -   | -        | -   | -        | 5       | 2.5%       |
| Anti Doping Authority the Netherlands                     | -          | -   | -   | 4         | -   | -        | -         | -          | -   | -        | -   | -        | 4       | 2.0%       |
| Romanian National Anti-Doping Agency                      | -          | -   | -   | 2         | -   | -        | -         | -          | -   | -        | -   | -        | 2       | 1.0%       |
| Andorra National Anti-Doping Commission                   | -          | -   | -   | 2         | -   | -        | -         | -          | -   | -        | -   | -        | 2       | 1.0%       |
| Canadian Centre for Ethics in Sport                       | 2          | -   | -   | -         | -   | -        | -         | -          | -   | -        | -   | -        | 2       | 1.0%       |
| Finnish Anti-Doping Agency                                | -          | -   | -   | 2         | -   | -        | -         | -          | -   | -        | -   | -        | 2       | 1.0%       |
| Drug Free Sport New Zealand                               | -          | -   | -   | 1         | -   | -        | -         | -          | -   | -        | -   | -        | 1       | 0.5%       |
| NADO Flanders   | -          | -   | -   | 1         | -   | -        | -         | -          | -   | -        | -   | -        | 1       | 0.5%       |
|   |            |     |     | <b>57</b> |     | <b>1</b> |           | <b>146</b> |     | <b>1</b> |     |          |         | <b>203</b> |
| <b>IPC Nordic Cross-Country</b>                           |            |     |     |           |     |          |           |            |     |          |     |          |         |            |
| International Paralympic Committee                        | 22         | -   | -   | 16        | -   | 1        | 4         | -          | -   | -        | -   | -        | 42      | 32%        |
| United States Anti-Doping Agency                          | 2          | -   | -   | 21        | -   | -        | -         | -          | -   | -        | -   | -        | 23      | 18%        |
| German National Anti-Doping Agency                        | -          | -   | -   | 17        | -   | -        | -         | -          | -   | -        | -   | -        | 17      | 13%        |
| Russian National Anti-Doping Organization                 | 16         | -   | -   | 1         | -   | -        | -         | -          | -   | -        | -   | -        | 17      | 13%        |
| World Anti-Doping Agency                                  | -          | -   | -   | 5         | -   | -        | -         | -          | -   | 5        | -   | -        | 10      | 7.6%       |
| Canadian Centre for Ethics in Sport                       | 8          | -   | 1   | -         | -   | -        | -         | -          | -   | -        | -   | -        | 8       | 6.1%       |
| Finnish Anti-Doping Agency                                | -          | -   | -   | 4         | -   | -        | -         | -          | -   | -        | -   | -        | 4       | 3.1%       |
| Swedish Sports Confederation Anti-Doping Group            | -          | -   | -   | 4         | -   | -        | -         | -          | -   | -        | -   | -        | 4       | 3.1%       |
| Japan Anti-Doping Agency                                  | 3          | -   | -   | -         | -   | -        | -         | -          | -   | -        | -   | -        | 3       | 2.3%       |
| Korean Anti-Doping Agency                                 | 3          | -   | -   | -         | -   | -        | -         | -          | -   | -        | -   | -        | 3       | 2.3%       |
|   |            |     |     | <b>54</b> |     | <b>1</b> |           | <b>68</b>  |     | <b>1</b> |     | <b>4</b> |         | <b>131</b> |
| <b>IPC Nordic Biathlon</b>                                |            |     |     |           |     |          |           |            |     |          |     |          |         |            |
| Russian National Anti-Doping Organization                 | 22         | -   | -   | 59        | 5   | -        | -         | -          | -   | -        | -   | -        | 81      | 68%        |
| International Paralympic Committee                        | 21         | -   | -   | 8         | -   | -        | -         | -          | -   | -        | -   | -        | 29      | 24%        |
| United States Anti-Doping Agency                          | -          | -   | -   | 4         | -   | -        | -         | -          | -   | -        | -   | -        | 4       | 3.4%       |
| Finnish Anti-Doping Agency                                | -          | -   | -   | 3         | -   | -        | -         | -          | -   | -        | -   | -        | 3       | 2.5%       |
| Japan Anti-Doping Agency                                  | -          | -   | -   | 1         | -   | -        | -         | -          | -   | -        | -   | -        | 1       | 0.8%       |
| Swedish Sports Confederation Anti-Doping Group            | -          | -   | -   | 1         | -   | -        | -         | -          | -   | -        | -   | -        | 1       | 0.8%       |
|   |            |     |     | <b>43</b> |     |          | <b>76</b> | <b>5</b>   |     |          |     |          |         | <b>119</b> |



# **2013 Anti-Doping Testing Figures**

## **Athlete Biological Passport (ABP) Report - Blood Analysis**

---

## Table of Contents

---

### Section 1: 2013 Anti-Doping Testing Figures - Athlete Biological Passport (ABP)

|          |  |
|----------|--|
| Table 1  | : Total ABP Samples Analyzed per Year                              |
| Table 2  | : Total Samples Analyzed per Laboratory                            |
| Table 3  | : Total Samples Analyzed in Olympic Sports                         |
| Table 4  | : Total Samples Analyzed in IOC Recognized Sports                  |
| Table 5  | : Total Samples Analyzed in AIMS Sports                            |
| Table 6  | : Total Samples Analyzed in IPC Sports                             |
| Table 7  | : Total Samples Analyzed in Sports for Athletes with an Impairment |
| Table 8  | : Total Samples Analyzed in Other Sports                           |
| Table 9  | : Total Samples by Testing Authority                               |
| Table 10 | : Total Samples by Testing Authority Category                      |

### Section 2: 2013 Anti-Doping Testing Figures - ABP - Olympic Sports and Testing Authorities

|          |   |
|----------|---|
| Table 11 | : 2013 ABP Blood Passport Testing Figures - Aquatics          |
| Table 12 | : 2013 ABP Blood Passport Testing Figures - Archery           |
| Table 13 | : 2013 ABP Blood Passport Testing Figures - Athletics         |
| Table 14 | : 2013 ABP Blood Passport Testing Figures - Badminton         |
| Table 15 | : 2013 ABP Blood Passport Testing Figures - Basketball        |
| Table 16 | : 2013 ABP Blood Passport Testing Figures - Biathlon          |
| Table 17 | : 2013 ABP Blood Passport Testing Figures - Bobsleigh         |
| Table 18 | : 2013 ABP Blood Passport Testing Figures - Boxing            |
| Table 19 | : 2013 ABP Blood Passport Testing Figures - Canoe / Kayak     |
| Table 20 | : 2013 ABP Blood Passport Testing Figures - Cycling           |
| Table 21 | : 2013 ABP Blood Passport Testing Figures - Curling           |
| Table 22 | : 2013 ABP Blood Passport Testing Figures - Equestrian        |
| Table 23 | : 2013 ABP Blood Passport Testing Figures - Fencing           |
| Table 24 | : 2013 ABP Blood Passport Testing Figures - Field Hockey      |
| Table 25 | : 2013 ABP Blood Passport Testing Figures - Football          |
| Table 26 | : 2013 ABP Blood Passport Testing Figures - Golf              |
| Table 27 | : 2013 ABP Blood Passport Testing Figures - Gymnastics        |
| Table 28 | : 2013 ABP Blood Passport Testing Figures - Handball          |
| Table 29 | : 2013 ABP Blood Passport Testing Figures - Ice Hockey        |
| Table 30 | : 2013 ABP Blood Passport Testing Figures - Judo              |
| Table 31 | : 2013 ABP Blood Passport Testing Figures - Luge              |
| Table 32 | : 2013 ABP Blood Passport Testing Figures - Modern Pentathlon |
| Table 33 | : 2013 ABP Blood Passport Testing Figures - Rowing            |
| Table 34 | : 2013 ABP Blood Passport Testing Figures - Rugby             |
| Table 35 | : 2013 ABP Blood Passport Testing Figures - Sailing           |
| Table 36 | : 2013 ABP Blood Passport Testing Figures - Shooting          |
| Table 37 | : 2013 ABP Blood Passport Testing Figures - Skating           |
| Table 38 | : 2013 ABP Blood Passport Testing Figures - Skiing            |
| Table 39 | : 2013 ABP Blood Passport Testing Figures - Table Tennis      |
| Table 40 | : 2013 ABP Blood Passport Testing Figures - Taekwondo         |
| Table 41 | : 2013 ABP Blood Passport Testing Figures - Tennis            |
| Table 42 | : 2013 ABP Blood Passport Testing Figures - Triathlon         |
| Table 43 | : 2013 ABP Blood Passport Testing Figures - Volleyball        |
| Table 44 | : 2013 ABP Blood Passport Testing Figures - Weightlifting     |
| Table 45 | : 2013 ABP Blood Passport Testing Figures - Wrestling         |



### Section 3: 2013 Anti-Doping Testing Figures - ABP - Other Sports and Testing Authorities

Table 46: 2013 ABP Blood Passport Testing Figures - International Paralympic Committee Sports

Table 47: 2013 ABP Blood Passport Testing Figures - IOC Recognized Sports

Table 48: 2013 ABP Blood Passport Testing Figures - AIMS Sports

Table 49: 2013 ABP Blood Passport Testing Figures - Other Sports

## TERMS and ABBREVIATIONS

---

|               |   |
|---------------|---|
| <b>IC</b>     | In-Competition  |
| <b>OOO</b>    | Out-of-Competition  |
| <b>Sample</b> | Any biological material collected for the purposes of <i>Doping Control</i> * |
| <b>AAF</b>    | Adverse Analytical Finding  |
| <b>ATF</b>    | Atypical Finding  |
| <b>IOC</b>    | International Olympic Committee   |
| <b>AIMS</b>   | Alliance of Independent Members of SportAccord                                |
| <b>NADO</b>   | National Anti-Doping Organization   |
| <b>RADO</b>   | Regional Anti-Doping Organization   |
| <b>NOC</b>    | National Olympic Committee  |
| <b>IF</b>     | International Federation  |
| <b>NF</b>     | National Federation   |
| <b>TA</b>     | Testing Authority   |
| <b>SCA</b>    | Sample Collection Authority   |
| <b>ADAMS</b>  | Anti-Doping Administration and Management System                              |
| <b>ABP</b>    | Athlete Biological Passport   |
| <b>IPC</b>    | International Paralympic Committee**  |

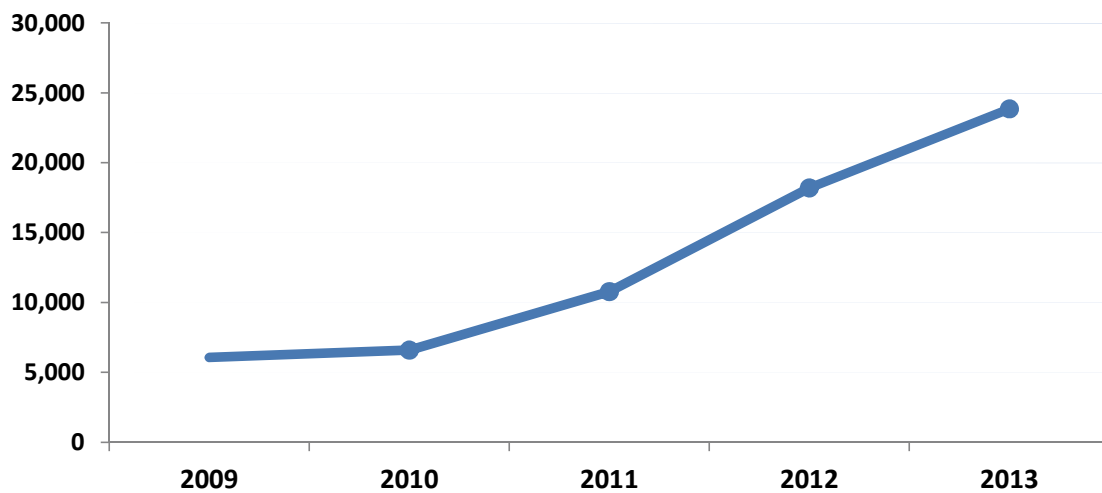
\* biological material limited to blood in this report

\*\* limited to sport/disciplines under the auspices of the IPC (others are compiled under the category "Sports for Athletes with an Impairment")

**Table 1: Total ABP Samples Analyzed per Year**

| Year        | ABP Samples* Analyzed | % Increase Year to Year |
|-------------|-----------------------|-------------------------|
| 2009        | 6,082                 | -                       |
| 2010        | 6,610                 | 9%                      |
| 2011        | 10,795                | 63%                     |
| 2012        | 18,223                | 69%                     |
| <b>2013</b> | <b>23,877</b>         | <b>31%</b>              |

**Total ABP Samples\* Analyzed per Year**



\* Represents individual blood samples collected in support of the Athlete Biological Passport and does not necessarily reflect the number of individual *Athletes* tested

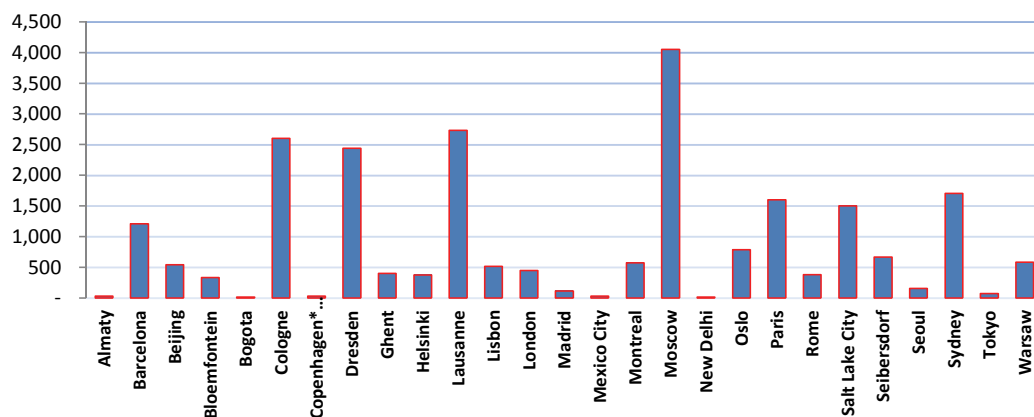
**Table 2: Total Samples Analyzed per Laboratory**

|    | <b>Laboratory</b>          | <b>IC</b>    | <b>OOB</b>    | <b>Total</b>  |
|----|----------------------------|--------------|---------------|---------------|
| 1  | Almaty, Kazakhstan         | 0            | 31            | 31            |
| 2  | Athens, Greece*            | n/a          | n/a           | n/a           |
| 3  | Bangkok, Thailand*         | n/a          | n/a           | n/a           |
| 4  | Barcelona, Spain           | 183          | 1023          | 1,206         |
| 5  | Beijing, China             | 148          | 392           | 540           |
| 6  | Bloemfontein, South Africa | 143          | 188           | 331           |
| 7  | Bogota, Colombia           | 0            | 14            | 14            |
| 8  | Bucharest, Romania*        | n/a          | n/a           | n/a           |
| 9  | Cologne, Germany           | 69           | 2530          | 2,599         |
| 10 | Copenhagen, Denmark***     | 3            | 29            | 32            |
| 11 | Dresden, Germany           | 13           | 2428          | 2,441         |
| 12 | Ghent, Belgium             | 86           | 312           | 398           |
| 13 | Havana, Cuba*              | n/a          | n/a           | n/a           |
| 14 | Helsinki, Finland          | 24           | 348           | 372           |
| 15 | JCAC, Japan**              | -            | -             | -             |
| 16 | Lausanne, Switzerland      | 1324         | 1406          | 2,730         |
| 17 | Lisbon, Portugal           | 1            | 514           | 515           |
| 18 | London, UK                 | 4            | 441           | 445           |
| 19 | Los Angeles, USA*          | n/a          | n/a           | n/a           |
| 20 | Madrid, Spain              | 0            | 112           | 112           |
| 21 | Mexico City, Mexico        | 0            | 27            | 27            |
| 22 | Montreal, Canada           | 201          | 373           | 574           |
| 23 | Moscow, Russia             | 587          | 3466          | 4,053         |
| 24 | New Delhi, India           | 8            | 6             | 14            |
| 25 | Oslo, Norway               | 160          | 625           | 785           |
| 26 | Paris, France              | 239          | 1359          | 1,598         |
| 27 | Rio de Janeiro, Brazil*    | n/a          | n/a           | n/a           |
| 28 | Rome, Italy                | 200          | 179           | 379           |
| 29 | Salt Lake City, USA        | 151          | 1351          | 1,502         |
| 30 | Seibersdorf, Austria       | 21           | 647           | 668           |
| 31 | Seoul, Korea               | 62           | 91            | 153           |
| 32 | Stockholm, Sweden*         | n/a          | n/a           | n/a           |
| 33 | Sydney, Australia          | 151          | 1554          | 1,705         |
| 34 | Tokyo, Japan               | 6            | 66            | 72            |
| 35 | Warsaw, Poland             | 51           | 530           | 581           |
|    | <b>Totals</b>              | <b>3,835</b> | <b>20,042</b> | <b>23,877</b> |

\* not accredited to perform blood analyses in support of the Athlete Biological Passport

\*\* Japan Chemical Analysis Center - approved by WADA exclusively to conduct blood analyses in a mobile unit in support of the haematological module of the Athlete Biological Passport (ABP).

\*\*\* Department of Clinical Biochemistry, Bispebjerg and Frederiksberg Hospitals - approved by WADA exclusively to conduct blood analyses in support of the haematological module of the Athlete Biological Passport (ABP).



**Table 3: Total Samples Analyzed in Sports Governed by Olympic Federations\***

| <b>Sport**</b>       | <b>Discipline**</b>      | <b>IC</b> | <b>OOC</b> | <b>Subtotal</b> | <b>Total</b> | <b>%</b> |
|----------------------|--------------------------|-----------|------------|-----------------|--------------|----------|
| <b>Aquatics</b>      | Swimming                 | 86        | 1046       | <b>1132</b>     | <b>1,236</b> | 5.5%     |
|                      | Water Polo               | 16        | 56         | <b>72</b>       |              |          |
|                      | Open Water               | 0         | 14         | <b>14</b>       |              |          |
|                      | Aquatics                 | 3         | 10         | <b>13</b>       |              |          |
|                      | Diving                   | -         | 5          | <b>5</b>        |              |          |
| <b>Archery</b>       | Archery                  | -         | -          | -               | -            | -        |
| <b>Athletics</b>     | Athletics                | 122       | 4558       | <b>4680</b>     | <b>5,202</b> | 23%      |
|                      | Track                    | 2         | 163        | <b>165</b>      |              |          |
|                      | Walking                  | 0         | 83         | <b>83</b>       |              |          |
|                      | Mountain Running         | 7         | 65         | <b>72</b>       |              |          |
|                      | Marathon                 | 0         | 65         | <b>65</b>       |              |          |
|                      | Cross Country            | 43        | 15         | <b>58</b>       |              |          |
|                      | Road                     | 0         | 58         | <b>58</b>       |              |          |
|                      | Combined                 | 0         | 11         | <b>11</b>       |              |          |
|                      | Field                    | 0         | 4          | <b>4</b>        |              |          |
|                      | Shot Put                 | 0         | 4          | <b>4</b>        |              |          |
|                      | Discus Throwing          | 0         | 1          | <b>1</b>        |              |          |
|                      | High Jump                | 0         | 1          | <b>1</b>        |              |          |
|                      | <b>Badminton</b>         | Badminton | 0          | 1               |              |          |
| <b>Basketball</b>    | Basketball               | 6         | 153        | <b>159</b>      | <b>159</b>   | 0.71%    |
| <b>Biathlon</b>      | Biathlon                 | 155       | 662        | <b>817</b>      | <b>817</b>   | 3.6%     |
| <b>Bobsleigh</b>     | Bobsleigh                | 1         | 96         | <b>97</b>       | <b>98</b>    | 0.44%    |
|                      | Skeleton                 | 0         | 1          | <b>1</b>        |              |          |
| <b>Boxing</b>        | Boxing                   | 2         | 97         | <b>99</b>       | <b>99</b>    | 0.44%    |
| <b>Canoe / Kayak</b> | Canoe Kayak              | 8         | 310        | <b>318</b>      | <b>410</b>   | 1.8%     |
|                      | Canoe Sprint (Flatwater) | 0         | 81         | <b>81</b>       |              |          |
|                      | Canoe Slalom(Slalom)     | 0         | 6          | <b>6</b>        |              |          |
|                      | Canoe Marathon           | 0         | 5          | <b>5</b>        |              |          |
| <b>Cycling</b>       | Biological Passport***   | 1536      | 2327       | <b>3863</b>     | <b>7,429</b> | 33%      |
|                      | Road                     | 475       | 1226       | <b>1701</b>     |              |          |
|                      | Cycling                  | 348       | 879        | <b>1227</b>     |              |          |
|                      | Mountain Bike            | 156       | 159        | <b>315</b>      |              |          |
|                      | Track                    | 84        | 176        | <b>260</b>      |              |          |
|                      | Cyclo Cross              | 23        | 1          | <b>24</b>       |              |          |
|                      | BMX                      | 10        | 13         | <b>23</b>       |              |          |
|                      | Para-Cycling             | 0         | 15         | <b>15</b>       |              |          |
|                      | Trial                    | 0         | 1          | <b>1</b>        |              |          |
| <b>Curling</b>       | Curling                  | -         | -          | -               | -            | -        |
| <b>Equestrian</b>    | Equestrian               | -         | -          | -               | -            | -        |
| <b>Fencing</b>       | Fencing                  | -         | -          | -               | -            | -        |
| <b>Field Hockey</b>  | Field Hockey             | 0         | 4          | <b>4</b>        | <b>4</b>     | 0.02%    |
| <b>Football</b>      | Football                 | 2         | 724        | <b>726</b>      | <b>726</b>   | 3.2%     |
| <b>Golf</b>          | Golf                     | -         | -          | -               | -            | -        |
| <b>Gymnastics</b>    | Gymnastics               | -         | 1          | <b>1</b>        | <b>1</b>     | 0.004%   |
| <b>Handball</b>      | Handball                 | 8         | 129        | <b>137</b>      | <b>137</b>   | 0.61%    |

**2013 Anti-Doping Testing Figures**  
*Samples Analyzed and Reported by Accredited Laboratories in ADAMS*

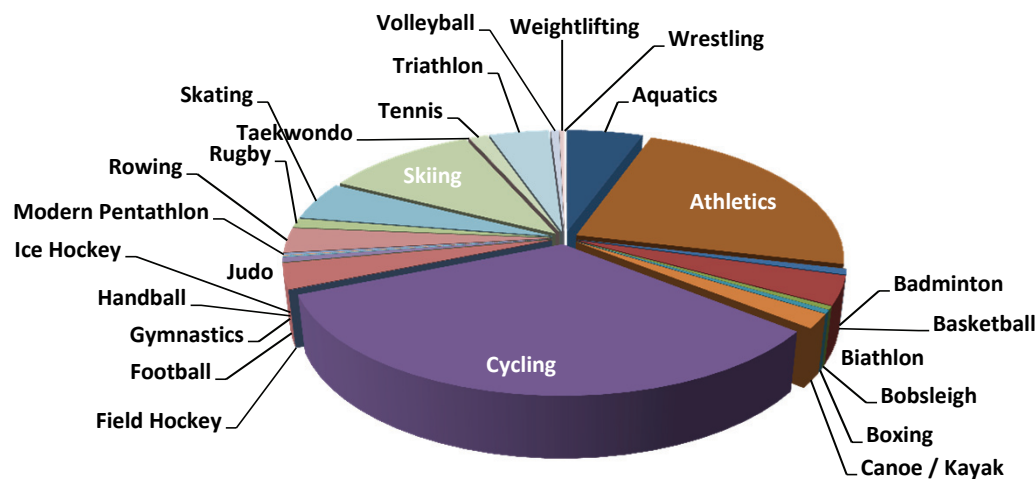
|                          |                    |     |             |              |              |        |
|--------------------------|--------------------|-----|-------------|--------------|--------------|--------|
| <b>Ice Hockey</b>        | Ice Hockey         | 7   | 31          | <b>38</b>    | <b>38</b>    | 0.17%  |
| <b>Judo</b>              | Judo               | 0   | 15          | <b>15</b>    | <b>15</b>    | 0.07%  |
| <b>Luge</b>              | Luge               | -   | -           | -            | -            | -      |
| <b>Modern Pentathlon</b> | Modern Pentathlon  | 0   | 59          | <b>59</b>    | <b>59</b>    | 0.26%  |
| <b>Rowing</b>            | Rowing             | 125 | 583         | <b>708</b>   | <b>708</b>   | 3.2%   |
| <b>Rugby</b>             | Rugby Union        | 0   | 260         | <b>260</b>   | <b>266</b>   | 1.2%   |
|                          | 7-a-side           | 0   | 6           | <b>6</b>     |              |        |
| <b>Sailing</b>           | Sailing            | -   | -           | -            | -            | -      |
| <b>Shooting</b>          | Shooting           | -   | -           | -            | -            | -      |
| <b>Skating</b>           | Speed Skating      | 141 | 706         | <b>847</b>   | <b>1,113</b> | 5.0%   |
|                          | Short Track        | 70  | 183         | <b>253</b>   |              |        |
|                          | Figure Skating     | 0   | 8           | <b>8</b>     |              |        |
|                          | Skating            | -   | 5           | <b>5</b>     |              |        |
| <b>Skiing</b>            | Skiing             | 0   | 1464        | <b>1464</b>  | <b>2,440</b> | 11%    |
|                          | Cross Country      | 153 | 632         | <b>785</b>   |              |        |
|                          | Nordic Combined    | 8   | 108         | <b>116</b>   |              |        |
|                          | Alpine             | 0   | 73          | <b>73</b>    |              |        |
|                          | Snowboard          | 0   | 2           | <b>2</b>     |              |        |
| <b>Table Tennis</b>      | Table Tennis       | -   | -           | -            | -            | -      |
| <b>Taekwondo</b>         | Taekwondo          | -   | 3           | <b>3</b>     | <b>3</b>     | 0.01%  |
| <b>Tennis</b>            | Tennis             | 97  | 200         | <b>297</b>   | <b>301</b>   | 1.3%   |
|                          | Wheelchair Tennis  | 0   | 4           | <b>4</b>     |              |        |
| <b>Triathlon</b>         | Triathlon          | 38  | 933         | <b>971</b>   | <b>973</b>   | 4.3%   |
|                          | Triathlon Duathlon | 0   | 2           | <b>2</b>     |              |        |
| <b>Volleyball</b>        | Volleyball         | 7   | 128         | <b>135</b>   | <b>135</b>   | 0.60%  |
| <b>Weightlifting</b>     | Weightlifting      | 0   | 80          | <b>80</b>    | <b>80</b>    | 0.36%  |
| <b>Wrestling</b>         | Wrestling          | 0   | 3           | <b>3</b>     | <b>3</b>     | 0.013% |
| <b>Totals</b>            |                    |     | <b>3739</b> | <b>18714</b> | <b>22453</b> |        |

\* IFs who are members of ASOIF/AOIWF (Association of Summer/Winter Olympic International Sports Federations) and may include non-Olympic disciplines linked to the IF.

\*\* as reported within the ADAMS Sport/Discipline structure.

\*\*\* discipline created and utilized for administrative purposes and has since been discontinued.

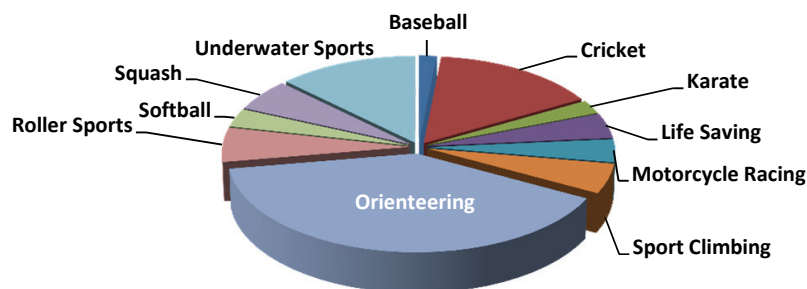
**Total Samples Analyzed in Sports Governed by Olympic Federations\***



**Table 4: Total Samples Analyzed in IOC Recognized Sports**

| Sport*                      | Discipline*             | IC        | OOB        | Total      | %     |
|-----------------------------|-------------------------|-----------|------------|------------|-------|
| Air Sports                  | -                       | -         | -          | -          | -     |
| American Football           | -                       | -         | -          | -          | -     |
| Automobile Sport            | -                       | -         | -          | -          | -     |
| Bandy                       | -                       | -         | -          | -          | -     |
| Baseball                    | -                       | 4         | 0          | 4          | 1.6%  |
| Basque Pelota               | -                       | -         | -          | -          | -     |
| Billiards                   | -                       | -         | -          | -          | -     |
| Boules Sports               | -                       | -         | -          | -          | -     |
| Bowling                     | -                       | -         | -          | -          | -     |
| Bridge                      | -                       | -         | -          | -          | -     |
| Chess                       | -                       | -         | -          | -          | -     |
| Cricket                     | -                       | 0         | 38         | 38         | 15%   |
| Dance Sport                 | -                       | -         | -          | -          | -     |
| Floorball                   | -                       | -         | -          | -          | -     |
| Flying Disc                 | -                       | -         | -          | -          | -     |
| Karate                      | -                       | 0         | 6          | 6          | 2.4%  |
| Korfball                    | -                       | -         | -          | -          | -     |
| Life Saving                 | -                       | 7         | 4          | 11         | 4.4%  |
| Motor Sport                 | -                       | -         | -          | -          | -     |
| Motorcycle Racing           | Motocross               | 5         | 0          | 10         | 4.0%  |
|                             | Motorcycle Racing       | 0         | 5          |            |       |
| Mountaineering and Climbing | Ski Mountaineering-UIAA | 0         | 13         | 13         | 5.2%  |
| Netball                     | -                       | -         | -          | -          | -     |
| Orienteering                | Foot Orienteering       | 0         | 45         | 99         | 40%   |
|                             | Orienteering            | 8         | 46         |            |       |
| Polo                        | -                       | -         | -          | -          | -     |
| Powerboating                | -                       | -         | -          | -          | -     |
| Racquetball                 | -                       | -         | -          | -          | -     |
| Roller Sports               | Speed                   | 6         | 9          | 15         | 6.0%  |
| Softball                    | -                       | 8         | 0          | 8          | 3.2%  |
| Sport Climbing              | -                       | -         | -          | -          | -     |
| Squash                      | -                       | 0         | 14         | 14         | 5.6%  |
| Sumo                        | -                       | -         | -          | -          | -     |
| Surfing                     | -                       | -         | -          | -          | -     |
| Tug of War                  | -                       | -         | -          | -          | -     |
| Underwater Sports           | Apnoea                  | 0         | 2          | 32         | 12.8% |
|                             | Finswimming             | 0         | 28         |            |       |
|                             | Underwater Sports       | 0         | 2          |            |       |
| Water Skiing                | -                       | -         | -          | -          | -     |
| Wushu                       | -                       | -         | -          | -          | -     |
| <b>Totals</b>               |                         | <b>38</b> | <b>212</b> | <b>250</b> |       |

\* as reported within the ADAMS Sport/Discipline structure.



**Table 5: Total Samples Analyzed in AIMS Sports**

| Sport                    | IC       | OOC       | Total     | %    |
|--------------------------|----------|-----------|-----------|------|
| Aikido                   | -        | -         | -         | -    |
| Bodybuilding and Fitness | -        | -         | -         | -    |
| Casting                  | -        | -         | -         | -    |
| Cheer                    | -        | -         | -         | -    |
| Darts                    | -        | -         | -         | -    |
| Dragon Boat              | -        | -         | -         | -    |
| Draughts                 | -        | -         | -         | -    |
| Fistball                 | -        | -         | -         | -    |
| Go                       | -        | -         | -         | -    |
| Icestocksport            | -        | -         | -         | -    |
| Ju-Jitsu                 | -        | -         | -         | -    |
| Kendo                    | -        | -         | -         | -    |
| Kickboxing               | 5        | 0         | 5         | 6.1% |
| Lacrosse                 | -        | -         | -         | -    |
| Minigolf                 | -        | -         | -         | -    |
| Muay Thai                | -        | -         | -         | -    |
| Powerlifting             | 0        | 5         | 5         | 6%   |
| Sambo                    | -        | -         | -         | -    |
| Savate                   | 0        | 8         | 8         | 9.8% |
| Sepak Takraw             | -        | -         | -         | -    |
| Ski Mountaineering       | 0        | 64        | 64        | 78%  |
| Sleddog                  | -        | -         | -         | -    |
| Soft Tennis              | -        | -         | -         | -    |
| Sports Fishing           | -        | -         | -         | -    |
| <b>Totals</b>            | <b>5</b> | <b>77</b> | <b>82</b> |      |

**Table 6: Total Samples Analyzed in IPC Sports**

| Sport                    | IC        | OOC       | Total     | %     |
|--------------------------|-----------|-----------|-----------|-------|
| IPC Athletics            | 0         | 33        | 33        | 33.3% |
| IPC Powerlifting         | 20        | 3         | 23        | 23.2% |
| IPC Nordic Cross-Country | 4         | 19        | 23        | 23.2% |
| IPC Nordic Biathlon      | 0         | 16        | 16        | 16.2% |
| IPC Alpine               | 0         | 4         | 4         | 4.0%  |
| <b>Totals</b>            | <b>24</b> | <b>75</b> | <b>99</b> |       |

**Table 7: Total Samples Analyzed in Sports for Athletes with an Impairment**

| Sport         | IC       | OOC       | Total     | %     |
|---------------|----------|-----------|-----------|-------|
| Skiing        | 4        | 7         | 11        | 45.8% |
| Athletics     | 0        | 6         | 6         | 25.0% |
| Rowing        | 0        | 5         | 5         | 20.8% |
| Biathlon      | 0        | 1         | 1         | 4.2%  |
| Triathlon     | 0        | 1         | 1         | 4.2%  |
| <b>Totals</b> | <b>4</b> | <b>20</b> | <b>24</b> |       |

**Table 8: Total Samples Analyzed in other Sports\***

| Sport        | IC | OOC | Total | %    |
|--------------|----|-----|-------|------|
| Other Sports | 21 | 948 | 969   | 100% |

\* These figures include non-AIMS members: Australian Rules Football, BDB Professional Boxing, Duathlon, Rugby League, Rugby XIII, Professional Boxing, Triathlon Ironman, University Rugby, University Triathlon, University Swimming and University Wrestling.

**Table 9: Total Samples by Testing Authority\***

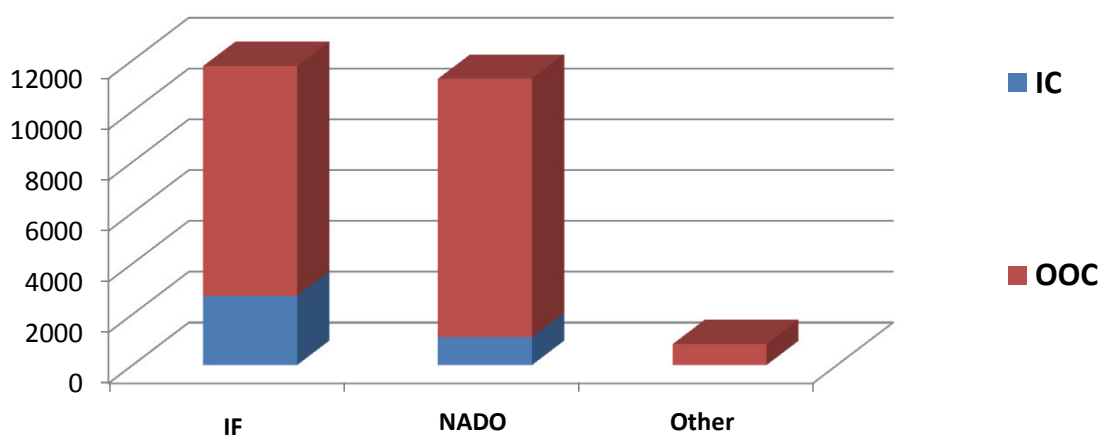
| ADAMS Code   | Testing Authority (TA)                             | IC   | OOB  | Total | %    |
|--------------|--|------|------|-------|------|
| UCI          | International Cycling Union                        | 2280 | 2966 | 5,246 | 22%  |
| IAAF         | International Association of Athletics Federations | 17   | 2860 | 2,877 | 12%  |
| RUSADA       | Russian National Anti-Doping Organization          | 464  | 1302 | 1,766 | 7%   |
| ASADA        | Australian Sports Anti-Doping Authority            | 70   | 1563 | 1,633 | 7%   |
| FIS          | International Ski Federation                       | 0    | 1605 | 1,605 | 7%   |
| n/a          | National Federations** - France                    | 174  | 1224 | 1,398 | 6%   |
| NADA         | German National Anti-Doping Agency                 | 0    | 1069 | 1,069 | 4%   |
| USADA        | United States Anti-Doping Agency                   | 62   | 724  | 786   | 3%   |
| SUI-NADO     | Antidoping Switzerland                             | 5    | 601  | 606   | 3%   |
| ADN          | Anti-Doping Norway                                 | 103  | 473  | 576   | 2%   |
| UKAD         | UK Anti-Doping                                     | 9    | 486  | 495   | 2%   |
| ADoP         | Autoridade Antidopagem de Portugal                 | 1    | 494  | 495   | 2%   |
| FINA         | Fédération Internationale de Natation              | 1    | 469  | 470   | 2%   |
| CHINADA      | Chinese Anti-Doping Agency                         | 103  | 357  | 460   | 2%   |
| ISU          | International Skating Union                        | 106  | 336  | 442   | 2%   |
| CCES         | Canadian Centre for Ethics in Sport                | 49   | 295  | 344   | 1%   |
| FISA         | International Rowing Federation                    | 115  | 218  | 333   | 1%   |
| EA           | European Athletics Association                     | 1    | 296  | 297   | 1%   |
| ITF          | International Tennis Federation                    | 96   | 167  | 263   | 1%   |
| NADA Austria | National Anti-Doping Agency Austria                | 1    | 253  | 254   | 1%   |
| WTC          | World Triathlon Corporation                        | 0    | 251  | 251   | 1%   |
| FINADA       | Finnish Anti-Doping Agency                         | 0    | 244  | 244   | 1%   |
| IBU          | International Biathlon Union                       | 64   | 175  | 239   | 1%   |
| NADOF        | NADO Flanders                                      | 0    | 201  | 201   | 1%   |
| WADA-AMA     | World Anti-Doping Agency                           | 0    | 199  | 199   | 1%   |
| PANDA        | Poland Commission against Doping in Sports         | 31   | 155  | 186   | 1%   |
| ISC          | Irish Sports Council                               | 0    | 154  | 154   | 1%   |
| SAIDS        | South African Institute for Drug-Free Sport        | 20   | 129  | 149   | 1%   |
| DFSNZ        | Drug Free Sport New Zealand                        | 0    | 107  | 107   | 0.4% |
| ITU          | International Triathlon Union                      | 16   | 72   | 88    | 0.4% |
| ADD          | Anti Doping Denmark                                | 3    | 65   | 68    | 0.3% |
| KADA         | Korea Anti-Doping Agency                           | 0    | 68   | 68    | 0.3% |
| ISMF         | International Ski Mountaineering Federation        | 0    | 56   | 56    | 0.2% |
| ADAN         | Anti Doping Authority the Netherlands              | 0    | 55   | 55    | 0.2% |
| JADA         | Japan Anti-Doping Agency                           | 0    | 54   | 54    | 0.2% |
| UIPM         | Union Internationale de Pentathlon Moderne         | 0    | 40   | 40    | 0.2% |
| IHF          | International Handball Federation                  | 8    | 31   | 39    | 0.2% |
| HUNADO       | Magyar Antidopping Csoport                         | 0    | 33   | 33    | 0.1% |
| CMAS         | World Underwater Federation                        | 0    | 32   | 32    | 0.1% |
| MEX-CY       | Mexican federation of cycling                      | 0    | 27   | 27    | 0.1% |
| KAZ-NADO     | Kazakhstan National Anti-Doping Centre             | 0    | 25   | 25    | 0.1% |
| IPC          | International Paralympic Committee                 | 4    | 15   | 19    | 0.1% |
| CIP          | Italian Paralympic Committee                       | 4    | 14   | 18    | 0.1% |



**Table 9: Total Samples by Testing Authority\* - continued**

| ADAMS Code    | Testing Authority (TA)                          | IC          | OOB          | Total         | %      |
|---------------|---|-------------|--------------|---------------|--------|
| CONI          | Comitato Olimpico Nazionale Italiano            | 0           | 13           | 13            | 0.1%   |
| EADA          | Estonian Anti-Doping Agency                     | 0           | 13           | 13            | 0.1%   |
| RF            | Swedish Sports Confederation                    | 0           | 11           | 11            | 0.05%  |
| FIM           | International Motorcycle Federation             | 5           | 5            | 10            | 0.04%  |
| UEFA          | Union of European Football Associations         | 0           | 10           | 10            | 0.04%  |
| FISU          | International University Sport Federation       | 9           | 0            | 9             | 0.04%  |
| IOF           | International Orienteering Federation           | 8           | 0            | 8             | 0.03%  |
| FIRS          | International Roller Sports Federation          | 6           | 0            | 6             | 0.03%  |
| LTU-NADO      | Lithuanian Anti-Doping Agency                   | 0           | 5            | 5             | 0.02%  |
| IRB           | International Rugby Board                       | 0           | 4            | 4             | 0.02%  |
| FIBT          | International Bobsleigh and Skeleton Federation | 0           | 3            | 3             | 0.01%  |
| GER-TR        | Deutsche Triathlon Union                        | 0           | 3            | 3             | 0.01%  |
| IIHF          | International Ice Hockey Federation             | 0           | 2            | 2             | 0.01%  |
| CMA Monaco    | Comité Monegasque Antidopage                    | 0           | 2            | 2             | 0.01%  |
| BDB           | Bund Deutscher Berufsboxer e.V                  | 0           | 2            | 2             | 0.01%  |
| IDTM          | International Doping Tests and Management       | 0           | 2            | 2             | 0.01%  |
| ICF           | International Canoe Federation                  | 0           | 1            | 1             | 0.004% |
| ADS           | Anti-Doping Singapore                           | 0           | 1            | 1             | 0.004% |
| ALAD          | Luxembourg NADO                                 | 0           | 1            | 1             | 0.004% |
| ESP-NADO      | Spain National Anti-Doping Agency               | 0           | 1            | 1             | 0.004% |
| HKG-ADC       | Hong Kong Anti-Doping Committee                 | 0           | 1            | 1             | 0.004% |
| IND-NADO      | National Anti Doping Agency -India              | 0           | 1            | 1             | 0.004% |
| PWC GmbH      | PWC GmbH  | 0           | 1            | 1             | 0.004% |
| <b>Totals</b> |   | <b>3835</b> | <b>20042</b> | <b>23,877</b> |        |

**Total Samples by Testing Authority Category**



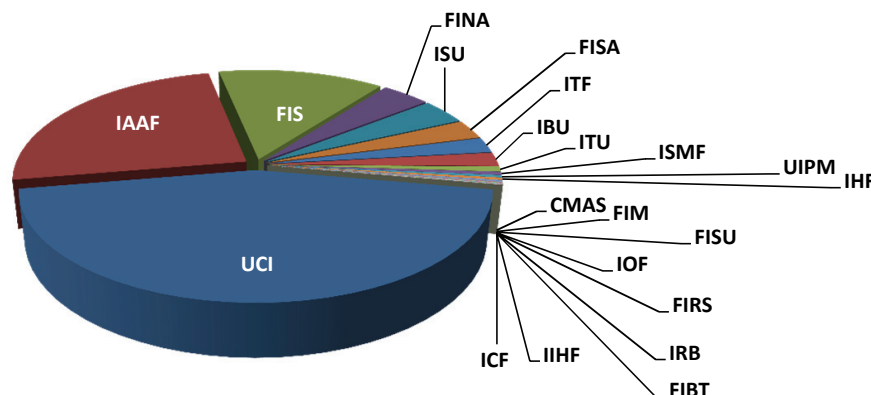
\* Testing Authority names appear in this report as entered by the respective ADOs in ADAMS

\*\* Note: Although National Federations (NFs) themselves are not signatories to the World Anti-Doping Code and therefore not entitled to authorize testing independently, the rules of some National Anti-Doping Agencies and International Sport Federations may delegate testing authority to these bodies. Tests attributed to NFs therefore may in some instances be a part of NADO or IF programs.

**Table 10: Total Samples by Testing Authority Category**

| ADAMS Code    | International Federations                          | IC          | OOC         | Total         | %     |
|---------------|--|-------------|-------------|---------------|-------|
| UCI           | International Cycling Union                        | 2280        | 2966        | 5,246         | 45%   |
| IAAF          | International Association of Athletics Federations | 17          | 2860        | 2,877         | 24%   |
| FIS           | International Ski Federation                       | 0           | 1605        | 1,605         | 14%   |
| FINA          | Fédération Internationale de Natation              | 1           | 469         | 470           | 4.0%  |
| ISU           | International Skating Union                        | 106         | 336         | 442           | 3.8%  |
| FISA          | International Rowing Federation                    | 115         | 218         | 333           | 2.8%  |
| ITF           | International Tennis Federation                    | 96          | 167         | 263           | 2.2%  |
| IBU           | International Biathlon Union                       | 64          | 175         | 239           | 2.0%  |
| ITU           | International Triathlon Union                      | 16          | 72          | 88            | 0.7%  |
| ISMF          | International Ski Mountaineering Federation        | 0           | 56          | 56            | 0.5%  |
| UIPM          | Union Internationale de Pentathlon Moderne         | 0           | 40          | 40            | 0.3%  |
| IHF           | International Handball Federation                  | 8           | 31          | 39            | 0.3%  |
| CMAS          | World Underwater Federation                        | 0           | 32          | 32            | 0.3%  |
| FIM           | International Motorcycle Federation                | 5           | 5           | 10            | 0.1%  |
| FISU          | International University Sport Federation          | 9           | 0           | 9             | 0.1%  |
| IOF           | International Orienteering Federation              | 8           | 0           | 8             | 0.1%  |
| FIRS          | International Roller Sports Federation             | 6           | 0           | 6             | 0.1%  |
| IRB           | International Rugby Board                          | 0           | 4           | 4             | 0.03% |
| FIBT          | International Bobsleigh and Skeleton Federation    | 0           | 3           | 3             | 0.03% |
| IIHF          | International Ice Hockey Federation                | 0           | 2           | 2             | 0.02% |
| ICF           | International Canoe Federation                     | 0           | 1           | 1             | 0.01% |
| <b>Totals</b> |  | <b>2731</b> | <b>9042</b> | <b>11,773</b> |       |

**International Federations**

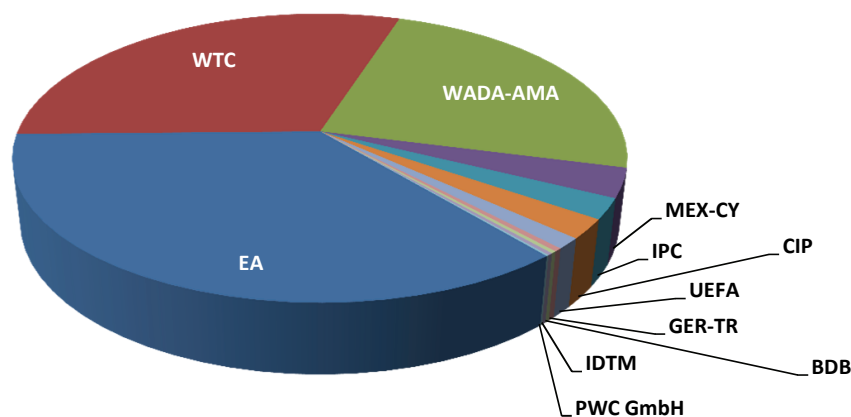




**Table 10: Total Samples by Testing Authority Category - continued**

| ADAMS Code    | Other Sport Organizations                 | IC       | OOB        | Total      | %    |
|---------------|---|----------|------------|------------|------|
| EA            | European Athletics Association            | 1        | 296        | 297        | 36%  |
| WTC           | World Triathlon Corporation               | 0        | 251        | 251        | 30%  |
| WADA-AMA      | World Anti-Doping Agency                  | 0        | 199        | 199        | 24%  |
| MEX-CY        | Mexican federation of cycling             | 0        | 27         | 27         | 3%   |
| IPC           | International Paralympic Committee        | 4        | 15         | 19         | 2%   |
| CIP           | Italian Paralympic Committee              | 4        | 14         | 18         | 2%   |
| UEFA          | Union of European Football Associations   | 0        | 10         | 10         | 1%   |
| GER-TR        | Deutsche Triathlon Union                  | 0        | 3          | 3          | 0.4% |
| BDB           | Bund Deutscher Berufsboxer e.V            | 0        | 2          | 2          | 0.2% |
| IDTM          | International Doping Tests and Management | 0        | 2          | 2          | 0.2% |
| PWC GmbH      | PWC GmbH                                  | 0        | 1          | 1          | 0.1% |
| <b>Totals</b> |   | <b>9</b> | <b>820</b> | <b>829</b> |      |

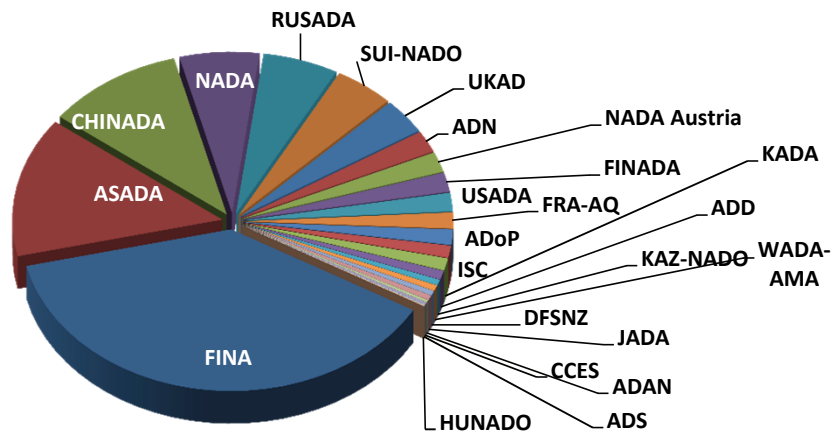
**Other Sports Organizations**



\* Note: Although National Federations (NFs) themselves are not signatories to the World Anti-Doping Code and therefore not entitled to authorize testing independently, the rules of some National Anti-Doping Agencies and International Sport Federations may delegate testing authority to these bodies. Tests attributed to NFs therefore may in some instances be a part of NADO or IF programs. The "NF-F" under ADAMS Code is for illustrative purposes only.

**Table 11: 2013 ABP Blood Passport Testing Figures - Aquatics**

| ADAMS Code    | Testing Authority (TA)                    | IC         | OOC         | Total       | %     |
|---------------|---|------------|-------------|-------------|-------|
| FINA          | Fédération Internationale de Natation     | 1          | 469         | 470         | 38%   |
| ASADA         | Australian Sports Anti-Doping Authority   | 26         | 147         | 173         | 14%   |
| CHINADA       | Chinese Anti-Doping Agency                | 30         | 101         | 131         | 11%   |
| NADA          | German National Anti-Doping Agency        | 0          | 76          | 76          | 6.1%  |
| RUSADA        | Russian National Anti-Doping Organization | 30         | 42          | 72          | 5.8%  |
| SUI-NADO      | Antidoping Switzerland                    | 0          | 57          | 57          | 4.6%  |
| UKAD          | UK Anti-Doping                            | 0          | 44          | 44          | 3.6%  |
| ADN           | Anti-Doping Norway                        | 0          | 27          | 27          | 2.2%  |
| NADA Austria  | National Anti-Doping Agency Austria       | 0          | 25          | 25          | 2.0%  |
| FINADA        | Finnish Anti-Doping Agency                | 0          | 24          | 24          | 1.9%  |
| USADA         | United States Anti-Doping Agency          | 15         | 8           | 23          | 1.9%  |
| FRA-AQ        | French Swimming Federation                | 0          | 20          | 20          | 1.6%  |
| ADoP          | Autoridade Antidopagem de Portugal        | 0          | 19          | 19          | 1.5%  |
| ISC           | Irish Sports Council                      | 0          | 15          | 15          | 1.2%  |
| KADA          | Korea Anti-Doping Agency                  | 0          | 15          | 15          | 1.2%  |
| ADD           | Anti Doping Denmark                       | 3          | 8           | 11          | 0.89% |
| KAZ-NADO      | Kazakhstan National Anti-Doping Centre    | 0          | 7           | 7           | 0.57% |
| WADA-AMA      | World Anti-Doping Agency                  | 0          | 7           | 7           | 0.57% |
| DFSNZ         | Drug Free Sport New Zealand               | 0          | 6           | 6           | 0.49% |
| JADA          | Japan Anti-Doping Agency                  | 0          | 6           | 6           | 0.49% |
| ADAN          | Anti Doping Authority the Netherlands     | 0          | 3           | 3           | 0.24% |
| CCES          | Canadian Centre for Ethics in Sport       | 0          | 3           | 3           | 0.24% |
| ADS           | Anti-Doping Singapore                     | 0          | 1           | 1           | 0.08% |
| HUNADO        | Magyar Antidopping Csoport                | 0          | 1           | 1           | 0.08% |
| <b>Totals</b> |   | <b>105</b> | <b>1131</b> | <b>1236</b> |       |

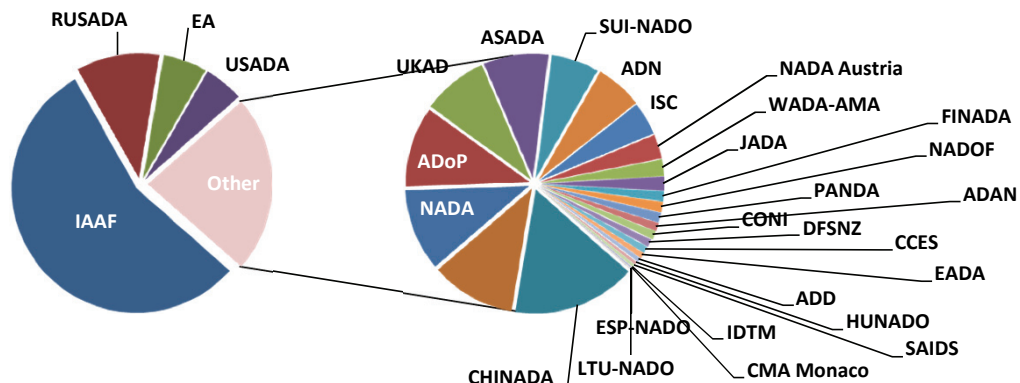


**Table 12: 2013 ABP Blood Passport Testing Figures - Archery**

| ADAMS Code    | Testing Authority (TA) | IC       | OOC      | Total    | %  |
|---------------|------------------------|----------|----------|----------|----|
| -             | -                      | -        | -        | -        | 0% |
| <b>Totals</b> |                        | <b>0</b> | <b>0</b> | <b>0</b> |    |

**Table 13: 2013 ABP Blood Passport Testing Figures - Athletics**

| ADAMS Code    | Testing Authority (TA)                             | IC         | OOB         | Total       | %     |
|---------------|--|------------|-------------|-------------|-------|
| IAAF          | International Association of Athletics Federations | 17         | 2860        | 2877        | 55%   |
| RUSADA        | Russian National Anti-Doping Organization          | 10         | 551         | 561         | 11%   |
| EA            | European Athletics Association                     | 1          | 296         | 297         | 5.7%  |
| USADA         | United States Anti-Doping Agency                   | 29         | 238         | 267         | 5.1%  |
| CHINADA       | Chinese Anti-Doping Agency                         | 36         | 157         | 193         | 3.7%  |
| FRA-ATH       | Fédération Française de Athlétisme                 | 49         | 84          | 133         | 2.6%  |
| NADA          | German National Anti-Doping Agency                 | 0          | 129         | 129         | 2.5%  |
| ADoP          | Autoridade Antidopagem de Portugal                 | 1          | 125         | 126         | 2.4%  |
| UKAD          | UK Anti-Doping                                     | 0          | 103         | 103         | 2.0%  |
| ASADA         | Australian Sports Anti-Doping Authority            | 0          | 102         | 102         | 2.0%  |
| SUI-NADO      | Antidoping Switzerland                             | 0          | 75          | 75          | 1.4%  |
| ADN           | Anti-Doping Norway                                 | 30         | 44          | 74          | 1.4%  |
| ISC           | Irish Sports Council                               | 0          | 52          | 52          | 1.0%  |
| NADA Austria  | National Anti-Doping Agency Austria                | 1          | 37          | 38          | 0.7%  |
| WADA-AMA      | World Anti-Doping Agency                           | 0          | 26          | 26          | 0.5%  |
| JADA          | Japan Anti-Doping Agency                           | 0          | 21          | 21          | 0.40% |
| FINADA        | Finnish Anti-Doping Agency                         | 0          | 16          | 16          | 0.31% |
| NADOF         | NADO Flanders                                      | 0          | 16          | 16          | 0.31% |
| PANDA         | Poland Commission against Doping in Sports         | 0          | 16          | 16          | 0.31% |
| ADAN          | Anti Doping Authority the Netherlands              | 0          | 13          | 13          | 0.25% |
| CONI          | Comitato Olimpico Nazionale Italiano               | 0          | 13          | 13          | 0.25% |
| DFSNZ         | Drug Free Sport New Zealand                        | 0          | 12          | 12          | 0.23% |
| CCES          | Canadian Centre for Ethics in Sport                | 0          | 11          | 11          | 0.21% |
| EADA          | Estonian Anti-Doping Agency                        | 0          | 9           | 9           | 0.17% |
| ADD           | Anti Doping Denmark                                | 0          | 7           | 7           | 0.13% |
| HUNADO        | Magyar Antidopping Csoport                         | 0          | 5           | 5           | 0.10% |
| SAIDS         | South African Institute for Drug-Free Sport        | 0          | 5           | 5           | 0.10% |
| IDTM          | International Doping Tests and Management          | 0          | 2           | 2           | 0.04% |
| CMA Monaco    | Comité Monegasque Antidopage                       | 0          | 1           | 1           | 0.02% |
| ESP-NADO      | Spain National Anti-Doping Agency                  | 0          | 1           | 1           | 0.02% |
| LTU-NADO      | Lithuanian Anti-Doping Agency                      | 0          | 1           | 1           | 0.02% |
| <b>Totals</b> |  | <b>174</b> | <b>5028</b> | <b>5202</b> |       |



**Table 14: 2013 ABP Blood Passport Testing Figures - Badminton**

| ADAMS Code    | Testing Authority (TA)            | IC       | OOC      | Total    | %    |
|---------------|-----------------------------------|----------|----------|----------|------|
| FRA-FFBAd     | Fédération française de badminton | 0        | 1        | 1        | 100% |
| <b>Totals</b> |                                   | <b>0</b> | <b>1</b> | <b>1</b> |      |

**Table 15: 2013 ABP Blood Passport Testing Figures - Basketball**

| ADAMS Code    | Testing Authority (TA)                  | IC       | OOC        | Total      | %   |
|---------------|---|----------|------------|------------|-----|
| FRA-BK        | Fédération française de basket-ball     | 6        | 150        | 156        | 98% |
| ASADA         | Australian Sports Anti-Doping Authority | 0        | 3          | 3          | 2%  |
| <b>Totals</b> |   | <b>6</b> | <b>153</b> | <b>159</b> |     |

**Table 16: 2013 ABP Blood Passport Testing Figures - Biathlon**

| ADAMS Code    | Testing Authority (TA)                     | IC         | OOC        | Total      | %     |
|---------------|--|------------|------------|------------|-------|
| RUSADA        | Russian National Anti-Doping Organization  | 85         | 198        | 283        | 34.6% |
| IBU           | International Biathlon Union               | 64         | 175        | 239        | 29.3% |
| ADN           | Anti-Doping Norway                         | 6          | 60         | 66         | 8.1%  |
| WADA-AMA      | World Anti-Doping Agency                   | 0          | 56         | 56         | 6.9%  |
| NADA          | German National Anti-Doping Agency         | 0          | 38         | 38         | 4.7%  |
| CCES          | Canadian Centre for Ethics in Sport        | 0          | 27         | 27         | 3.3%  |
| FINADA        | Finnish Anti-Doping Agency                 | 0          | 17         | 17         | 2.1%  |
| FRA-SKI       | Fédération française de ski                | 0          | 17         | 17         | 2.1%  |
| PANDA         | Poland Commission against Doping in Sports | 0          | 16         | 16         | 2.0%  |
| SUI-NADO      | Antidoping Switzerland                     | 0          | 16         | 16         | 2.0%  |
| UKAD          | UK Anti-Doping                             | 0          | 14         | 14         | 1.7%  |
| KAZ-NADO      | Kazakhstan National Anti-Doping Centre     | 0          | 13         | 13         | 1.6%  |
| KADA          | Korea Anti-Doping Agency                   | 0          | 6          | 6          | 0.73% |
| RF            | Swedish Sports Confederation               | 0          | 4          | 4          | 0.49% |
| NADA Austria  | National Anti-Doping Agency Austria        | 0          | 3          | 3          | 0.37% |
| USADA         | United States Anti-Doping Agency           | 0          | 2          | 2          | 0.24% |
| <b>Totals</b> |  | <b>155</b> | <b>662</b> | <b>817</b> |       |

**Table 17: 2013 ABP Blood Passport Testing Figures - Bobsleigh**

| ADAMS Code    | Testing Authority (TA)                          | IC       | OOC       | Total     | %    |
|---------------|---|----------|-----------|-----------|------|
| SUI-NADO      | Antidoping Switzerland                          | 0        | 44        | 44        | 45%  |
| USADA         | United States Anti-Doping Agency                | 1        | 38        | 39        | 40%  |
| WADA-AMA      | World Anti-Doping Agency                        | 0        | 11        | 11        | 11%  |
| FIBT          | International Bobsleigh and Skeleton Federation | 0        | 3         | 3         | 3.1% |
| FRA-GL        | Fédération française des sports de glace        | 0        | 1         | 1         | 1.0% |
| <b>Totals</b> |   | <b>1</b> | <b>97</b> | <b>98</b> |      |

**Table 18: 2013 ABP Blood Passport Testing Figures - Boxing**

| ADAMS Code    | Testing Authority (TA)                  | IC       | OOC       | Total     | %    |
|---------------|---|----------|-----------|-----------|------|
| USADA         | United States Anti-Doping Agency        | 2        | 59        | 61        | 62%  |
| UKAD          | UK Anti-Doping                          | 0        | 21        | 21        | 21%  |
| ASADA         | Australian Sports Anti-Doping Authority | 0        | 10        | 10        | 10%  |
| FRA-FFBA      | Fédération française de boxe            | 0        | 7         | 7         | 7.1% |
| <b>Totals</b> |   | <b>2</b> | <b>97</b> | <b>99</b> |      |

**Table 19: 2013 ABP Blood Passport Testing Figures - Canoe / Kayak**

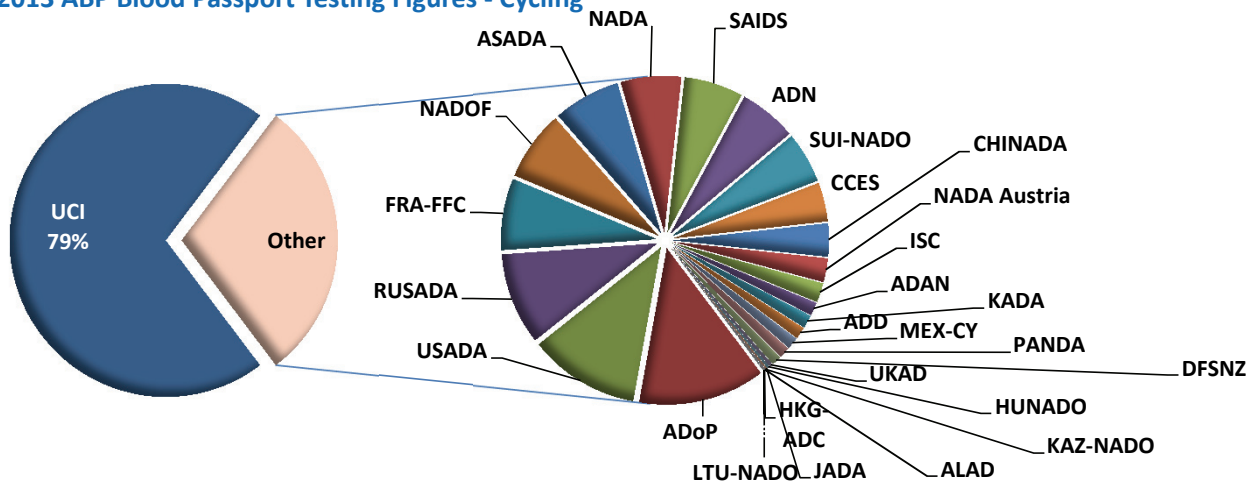
| ADAMS Code    | Testing Authority (TA)                     | IC       | OOC        | Total      | %     |
|---------------|--|----------|------------|------------|-------|
| NADA          | German National Anti-Doping Agency         | 0        | 80         | 80         | 20%   |
| CCES          | Canadian Centre for Ethics in Sport        | 0        | 52         | 52         | 13%   |
| RUSADA        | Russian National Anti-Doping Organization  | 0        | 51         | 51         | 12%   |
| PANDA         | Poland Commission against Doping in Sports | 0        | 49         | 49         | 12%   |
| ASADA         | Australian Sports Anti-Doping Authority    | 5        | 41         | 46         | 11%   |
| ADoP          | Autoridade Antidopagem de Portugal         | 0        | 44         | 44         | 11%   |
| ADN           | Anti-Doping Norway                         | 0        | 20         | 20         | 4.9%  |
| FINADA        | Finnish Anti-Doping Agency                 | 0        | 18         | 18         | 4.4%  |
| ISC           | Irish Sports Council                       | 0        | 17         | 17         | 4.1%  |
| NADA Austria  | National Anti-Doping Agency Austria        | 0        | 14         | 14         | 3.4%  |
| CHINADA       | Chinese Anti-Doping Agency                 | 3        | 7          | 10         | 2.4%  |
| ADD           | Anti Doping Denmark                        | 0        | 6          | 6          | 1.5%  |
| ICF           | International Canoe Federation             | 0        | 1          | 1          | 0.24% |
| DFSNZ         | Drug Free Sport New Zealand                | 0        | 1          | 1          | 0.24% |
| KADA          | Korea Anti-Doping Agency                   | 0        | 1          | 1          | 0.24% |
| <b>Totals</b> |  | <b>8</b> | <b>402</b> | <b>410</b> |       |



**Table 20: 2013 ABP Blood Passport Testing Figures - Cycling**

| ADAMS Code    | Testing Authority (TA)                      | IC          | OOB         | Total       | %     |
|---------------|---|-------------|-------------|-------------|-------|
| UCI           | International Cycling Union                 | 2280        | 2966        | 5246        | 71%   |
| ADoP          | Autoridade Antidopagem de Portugal          | 0           | 287         | 287         | 3.9%  |
| USADA         | United States Anti-Doping Agency            | 2           | 249         | 251         | 3.4%  |
| RUSADA        | Russian National Anti-Doping Organization   | 98          | 110         | 208         | 2.8%  |
| FRA-FFC       | Fédération française de cyclisme            | 94          | 68          | 162         | 2.2%  |
| NADO F        | NADO Flanders                               | 0           | 158         | 158         | 2.1%  |
| ASADA         | Australian Sports Anti-Doping Authority     | 20          | 132         | 152         | 2.0%  |
| NADA          | German National Anti-Doping Agency          | 0           | 137         | 137         | 1.8%  |
| SAIDS         | South African Institute for Drug-Free Sport | 20          | 114         | 134         | 1.8%  |
| ADN           | Anti-Doping Norway                          | 43          | 88          | 131         | 1.8%  |
| SUI-NADO      | Antidoping Switzerland                      | 0           | 116         | 116         | 1.6%  |
| CCES          | Canadian Centre for Ethics in Sport         | 31          | 57          | 88          | 1.2%  |
| CHINADA       | Chinese Anti-Doping Agency                  | 22          | 53          | 75          | 1.0%  |
| NADA Austria  | National Anti-Doping Agency Austria         | 0           | 54          | 54          | 0.73% |
| ISC           | Irish Sports Council                        | 0           | 44          | 44          | 0.59% |
| ADAN          | Anti Doping Authority the Netherlands       | 0           | 30          | 30          | 0.40% |
| KADA          | Korea Anti-Doping Agency                    | 0           | 30          | 30          | 0.40% |
| ADD           | Anti Doping Denmark                         | 0           | 27          | 27          | 0.36% |
| MEX-CY        | Mexican federation of cycling               | 0           | 27          | 27          | 0.36% |
| PANDA         | Poland Commission against Doping in Sports  | 22          | 4           | 26          | 0.35% |
| DFSNZ         | Drug Free Sport New Zealand                 | 0           | 22          | 22          | 0.30% |
| UKAD          | UK Anti-Doping                              | 0           | 8           | 8           | 0.11% |
| HUNADO        | Magyar Antidopping Csoport                  | 0           | 6           | 6           | 0.08% |
| JADA          | Japan Anti-Doping Agency                    | 0           | 4           | 4           | 0.05% |
| KAZ-NADO      | Kazakhstan National Anti-Doping Centre      | 0           | 2           | 2           | 0.03% |
| ALAD          | Luxembourg NADO                             | 0           | 1           | 1           | 0.01% |
| HKG-ADC       | Hong Kong Anti-Doping Committee             | 0           | 1           | 1           | 0.01% |
| LTU-NADO      | Lithuanian Anti-Doping Agency               | 0           | 1           | 1           | 0.01% |
| PWC GmbH      | PWC GmbH                                    | 0           | 1           | 1           | 0.01% |
| <b>Totals</b> |   | <b>2632</b> | <b>4797</b> | <b>7429</b> |       |

**2013 ABP Blood Passport Testing Figures - Cycling**



**Table 21: 2013 ABP Blood Passport Testing Figures - Curling**

| ADAMS Code    | Testing Authority (TA) | IC       | OOC      | Total    | %  |
|---------------|------------------------|----------|----------|----------|----|
| -             | -                      | -        | -        | -        | 0% |
| <b>Totals</b> |                        | <b>0</b> | <b>0</b> | <b>0</b> |    |

**Table 22: 2013 ABP Blood Passport Testing Figures - Equestrian**

| ADAMS Code    | Testing Authority (TA) | IC       | OOC      | Total    | %  |
|---------------|------------------------|----------|----------|----------|----|
| -             | -                      | -        | -        | -        | 0% |
| <b>Totals</b> |                        | <b>0</b> | <b>0</b> | <b>0</b> |    |

**Table 23: 2013 ABP Blood Passport Testing Figures - Fencing**

| ADAMS Code    | Testing Authority (TA) | IC       | OOC      | Total    | %  |
|---------------|------------------------|----------|----------|----------|----|
| -             | -                      | -        | -        | -        | 0% |
| <b>Totals</b> |                        | <b>0</b> | <b>0</b> | <b>0</b> |    |

**Table 24: 2013 ABP Blood Passport Testing Figures - Field Hockey**

| ADAMS Code    | Testing Authority (TA)                  | IC       | OOC      | Total    | %    |
|---------------|---|----------|----------|----------|------|
| ASADA         | Australian Sports Anti-Doping Authority | -        | 4        | 4        | 100% |
| <b>Totals</b> |   | <b>0</b> | <b>4</b> | <b>4</b> |      |

**Table 25: 2013 ABP Blood Passport Testing Figures - Football**

| ADAMS Code    | Testing Authority (TA)                  | IC       | OOC        | Total      | %    |
|---------------|---|----------|------------|------------|------|
| FRA-FB        | Fédération française de football        | 2        | 298        | 300        | 41%  |
| UKAD          | UK Anti-Doping                          | 0        | 207        | 207        | 29%  |
| ASADA         | Australian Sports Anti-Doping Authority | 0        | 167        | 167        | 23%  |
| NADA Austria  | National Anti-Doping Agency Austria     | 0        | 20         | 20         | 3%   |
| NADA          | German National Anti-Doping Agency      | 0        | 17         | 17         | 2%   |
| UEFA          | Union of European Football Associations | 0        | 10         | 10         | 1%   |
| HUNADO        | Magyar Antidopping Csoport              | 0        | 5          | 5          | 0.7% |
| <b>Totals</b> |   | <b>2</b> | <b>724</b> | <b>726</b> |      |

**Table 26: 2013 ABP Blood Passport Testing Figures - Golf**

| ADAMS Code    | Testing Authority (TA) | IC       | OOC      | Total    | %  |
|---------------|------------------------|----------|----------|----------|----|
| -             | -                      | -        | -        | -        | 0% |
| <b>Totals</b> |                        | <b>0</b> | <b>0</b> | <b>0</b> |    |

**Table 27: 2013 ABP Blood Passport Testing Figures - Gymnastics**

| ADAMS Code    | Testing Authority (TA)              | IC       | OOC      | Total    | %    |
|---------------|-------------------------------------|----------|----------|----------|------|
| FRA-GYM       | Fédération Française de Gymnastique | 0        | 1        | 1        | 100% |
| <b>Totals</b> |                                     | <b>0</b> | <b>1</b> | <b>1</b> |      |

**Table 28: 2013 ABP Blood Passport Testing Figures - Handball**

| ADAMS Code    | Testing Authority (TA)            | IC       | OOC        | Total      | %   |
|---------------|-----------------------------------|----------|------------|------------|-----|
| FRA-FFHB      | Fédération française de handball  | 0        | 98         | 98         | 72% |
| IHF           | International Handball Federation | 8        | 31         | 39         | 28% |
| <b>Totals</b> |                                   | <b>8</b> | <b>129</b> | <b>137</b> |     |

**Table 29: 2013 ABP Blood Passport Testing Figures - Ice Hockey**

| ADAMS Code    | Testing Authority (TA)                    | IC       | OOC       | Total     | %   |
|---------------|---|----------|-----------|-----------|-----|
| USADA         | United States Anti-Doping Agency          | 0        | 11        | 11        | 29% |
| FRA-IH        | Fédération française de hockey sur glace  | 0        | 10        | 10        | 26% |
| RUSADA        | Russian National Anti-Doping Organization | 7        | 0         | 7         | 18% |
| WADA-AMA      | World Anti-Doping Agency                  | 0        | 6         | 6         | 16% |
| NADA          | German National Anti-Doping Agency        | 0        | 2         | 2         | 5%  |
| IIHF          | International Ice Hockey Federation       | 0        | 2         | 2         | 5%  |
| <b>Totals</b> |   | <b>7</b> | <b>31</b> | <b>38</b> |     |

**Table 30: 2013 ABP Blood Passport Testing Figures - Judo**

| ADAMS Code    | Testing Authority (TA)                | IC       | OOC       | Total     | %   |
|---------------|---------------------------------------|----------|-----------|-----------|-----|
| FRA-FFJDA     | Fédération française de judo          | 0        | 13        | 13        | 87% |
| ADAN          | Anti Doping Authority the Netherlands | 0        | 2         | 2         | 13% |
| <b>Totals</b> |                                       | <b>0</b> | <b>15</b> | <b>15</b> |     |

**Table 31: 2013 ABP Blood Passport Testing Figures - Luge**

| ADAMS Code    | Testing Authority (TA) | IC       | OOC      | Total    | %  |
|---------------|------------------------|----------|----------|----------|----|
| -             | -                      | -        | -        | -        | 0% |
| <b>Totals</b> |                        | <b>0</b> | <b>0</b> | <b>0</b> |    |

**Table 32: 2013 ABP Blood Passport Testing Figures - Modern Pentathlon**

| ADAMS Code    | Testing Authority (TA)                     | IC       | OOC       | Total     | %    |
|---------------|--|----------|-----------|-----------|------|
| UIPM          | Union Internationale de Pentathlon Moderne | 0        | 40        | 40        | 68%  |
| KADA          | Korea Anti-Doping Agency                   | 0        | 8         | 8         | 14%  |
| HUNADO        | Magyar Antidopping Csoport                 | 0        | 8         | 8         | 14%  |
| FRA MPF       | Fédération Française de Pentathlon Moderne | 0        | 3         | 3         | 5.1% |
| <b>Totals</b> |  | <b>0</b> | <b>59</b> | <b>59</b> |      |

**Table 33: 2013 ABP Blood Passport Testing Figures - Rowing**

| ADAMS Code    | Testing Authority (TA)                     | IC         | OOC        | Total      | %    |
|---------------|--|------------|------------|------------|------|
| FISA          | International Rowing Federation            | 113        | 218        | 331        | 47%  |
| NADA          | German National Anti-Doping Agency         | 0          | 75         | 75         | 11%  |
| ASADA         | Australian Sports Anti-Doping Authority    | 0          | 49         | 49         | 6.9% |
| DFSNZ         | Drug Free Sport New Zealand                | 0          | 44         | 44         | 6.2% |
| PANDA         | Poland Commission against Doping in Sports | 4          | 29         | 33         | 4.7% |
| CHINADA       | Chinese Anti-Doping Agency                 | 8          | 21         | 29         | 4.1% |
| ADN           | Anti-Doping Norway                         | 0          | 26         | 26         | 3.7% |
| UKAD          | UK Anti-Doping                             | 0          | 25         | 25         | 3.5% |
| SUI-NADO      | Antidoping Switzerland                     | 0          | 23         | 23         | 3.2% |
| NADA Austria  | National Anti-Doping Agency Austria        | 0          | 18         | 18         | 2.5% |
| FRA-FFSA      | French Rowing Federation                   | 0          | 13         | 13         | 1.8% |
| FINADA        | Finnish Anti-Doping Agency                 | 0          | 10         | 10         | 1.4% |
| ADD           | Anti Doping Denmark                        | 0          | 8          | 8          | 1.1% |
| CCES          | Canadian Centre for Ethics in Sport        | 0          | 7          | 7          | 1.0% |
| KADA          | Korea Anti-Doping Agency                   | 0          | 6          | 6          | 0.8% |
| ADoP          | Autoridade Antidopagem de Portugal         | 0          | 5          | 5          | 0.7% |
| LTU-NADO      | Lithuanian Anti-Doping Agency              | 0          | 3          | 3          | 0.4% |
| RUSADA        | Russian National Anti-Doping Organization  | 0          | 2          | 2          | 0.3% |
| IND-NADO      | National Anti Doping Agency -India         | 0          | 1          | 1          | 0.1% |
| <b>Totals</b> |  | <b>125</b> | <b>583</b> | <b>708</b> |      |

**Table 34: 2013 ABP Blood Passport Testing Figures - Rugby**

| ADAMS Code    | Testing Authority (TA)                  | IC       | OOC        | Total      | %    |
|---------------|---|----------|------------|------------|------|
| FFR           | Federation Francaise de Rugby           | 0        | 207        | 207        | 78%  |
| ASADA         | Australian Sports Anti-Doping Authority | 0        | 55         | 55         | 21%  |
| IRB           | International Rugby Board               | 0        | 4          | 4          | 1.5% |
| <b>Totals</b> |   | <b>0</b> | <b>266</b> | <b>266</b> |      |

**Table 35: 2013 ABP Blood Passport Testing Figures - Sailing**

| ADAMS Code    | Testing Authority (TA)        | IC       | OOC      | Total    | %  |
|---------------|-------------------------------|----------|----------|----------|----|
| FRA-SA        | Fédération Française de Voile | -        | -        | -        | 0% |
| <b>Totals</b> |                               | <b>0</b> | <b>0</b> | <b>0</b> |    |

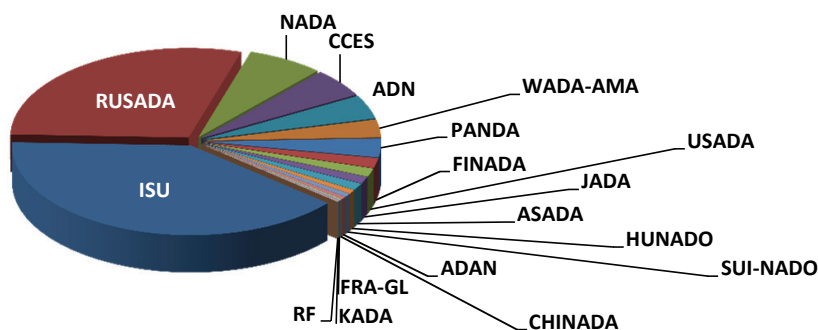
**Table 36: 2013 ABP Blood Passport Testing Figures - Shooting**

| ADAMS Code    | Testing Authority (TA)      | IC       | OOC      | Total    | %  |
|---------------|-----------------------------|----------|----------|----------|----|
| FRA-SH        | Fédération Française de Tir | -        | -        | -        | 0% |
| <b>Totals</b> |                             | <b>0</b> | <b>0</b> | <b>0</b> |    |

**Table 37: 2013 ABP Blood Passport Testing Figures - Skating**

| ADAMS Code    | Testing Authority (TA)                     | IC         | OOC        | Total       | %    |
|---------------|--|------------|------------|-------------|------|
| ISU           | International Skating Union                | 106        | 333        | 439         | 39%  |
| RUSADA        | Russian National Anti-Doping Organization  | 82         | 243        | 325         | 29%  |
| NADA          | German National Anti-Doping Agency         | 0          | 77         | 77          | 6.9% |
| CCES          | Canadian Centre for Ethics in Sport        | 18         | 40         | 58          | 5.2% |
| ADN           | Anti-Doping Norway                         | 0          | 48         | 48          | 4.3% |
| WADA-AMA      | World Anti-Doping Agency                   | 0          | 36         | 36          | 3.2% |
| PANDA         | Poland Commission against Doping in Sports | 5          | 33         | 38          | 3.4% |
| FINADA        | Finnish Anti-Doping Agency                 | 0          | 20         | 20          | 1.8% |
| USADA         | United States Anti-Doping Agency           | 0          | 17         | 17          | 1.5% |
| JADA          | Japan Anti-Doping Agency                   | 0          | 14         | 14          | 1.3% |
| ASADA         | Australian Sports Anti-Doping Authority    | 0          | 14         | 14          | 1.3% |
| HUNADO        | Magyar Antidopping Csoport                 | 0          | 8          | 8           | 0.7% |
| SUI-NADO      | Antidoping Switzerland                     | 0          | 7          | 7           | 0.6% |
| ADAN          | Anti Doping Authority the Netherlands      | 0          | 6          | 6           | 0.5% |
| CHINADA       | Chinese Anti-Doping Agency                 | 0          | 2          | 2           | 0.2% |
| FRA-GL        | Fédération française des sports de glace   | 0          | 2          | 2           | 0.2% |
| KADA          | Korea Anti-Doping Agency                   | 0          | 1          | 1           | 0.1% |
| RF            | Swedish Sports Confederation               | 0          | 1          | 1           | 0.1% |
| <b>Totals</b> |  | <b>211</b> | <b>902</b> | <b>1113</b> |      |

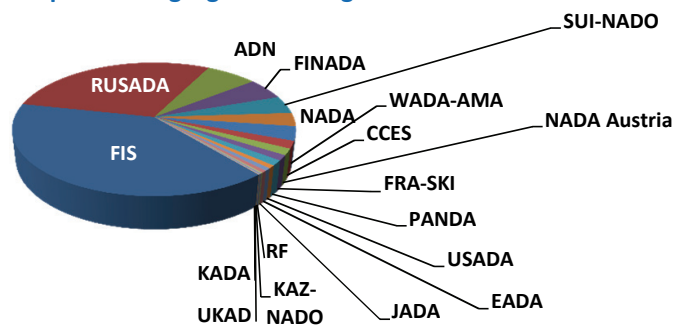
**2013 ABP Blood Passport Testing Figures - Skating**



**Table 38: 2013 ABP Blood Passport Testing Figures - Skiing**

| ADAMS Code    | Testing Authority (TA)                     | IC         | OOC         | Total       | %     |
|---------------|--|------------|-------------|-------------|-------|
| FIS           | International Ski Federation               | 0          | 1605        | 1605        | 66%   |
| RUSADA        | Russian National Anti-Doping Organization  | 132        | 89          | 221         | 9%    |
| ADN           | Anti-Doping Norway                         | 24         | 125         | 149         | 6%    |
| FINADA        | Finnish Anti-Doping Agency                 | 0          | 122         | 122         | 5%    |
| SUI-NADO      | Antidoping Switzerland                     | 5          | 85          | 90          | 4%    |
| NADA          | German National Anti-Doping Agency         | 0          | 82          | 82          | 3%    |
| WADA-AMA      | World Anti-Doping Agency                   | 0          | 47          | 47          | 2%    |
| CCES          | Canadian Centre for Ethics in Sport        | 0          | 39          | 39          | 2%    |
| NADA Austria  | National Anti-Doping Agency Austria        | 0          | 35          | 35          | 1%    |
| FRA-SKI       | Fédération française de ski                | 0          | 17          | 17          | 0.7%  |
| PANDA         | Poland Commission against Doping in Sports | 0          | 8           | 8           | 0.3%  |
| USADA         | United States Anti-Doping Agency           | 0          | 8           | 8           | 0.3%  |
| EADA          | Estonian Anti-Doping Agency                | 0          | 4           | 4           | 0.2%  |
| JADA          | Japan Anti-Doping Agency                   | 0          | 4           | 4           | 0.2%  |
| RF            | Swedish Sports Confederation               | 0          | 4           | 4           | 0.2%  |
| KAZ-NADO      | Kazakhstan National Anti-Doping Centre     | 0          | 2           | 2           | 0.08% |
| UKAD          | UK Anti-Doping                             | 0          | 2           | 2           | 0.08% |
| KADA          | Korea Anti-Doping Agency                   | 0          | 1           | 1           | 0.04% |
| <b>Totals</b> |  | <b>161</b> | <b>2279</b> | <b>2440</b> |       |

**2013 ABP Blood Passport Testing Figures - Skiing**



**Table 39: 2013 ABP Blood Passport Testing Figures - Table Tennis**

| ADAMS Code    | Testing Authority (TA)                  | IC       | OOC      | Total    | %  |
|---------------|---|----------|----------|----------|----|
| FRA-TT        | Fédération Française de Tennis de Table | -        | -        | -        | 0% |
| <b>Totals</b> |   | <b>0</b> | <b>0</b> | <b>0</b> |    |

**Table 40: 2013 ABP Blood Passport Testing Figures - Taekwondo**

| ADAMS Code    | Testing Authority (TA)                                     | IC       | OOC      | Total    | %    |
|---------------|--|----------|----------|----------|------|
| FRA-FFTDA     | Federation Francaise de Taekwondo et Disciplines Associees | 0        | 3        | 3        | 100% |
| <b>Totals</b> |  | <b>0</b> | <b>3</b> | <b>3</b> |      |

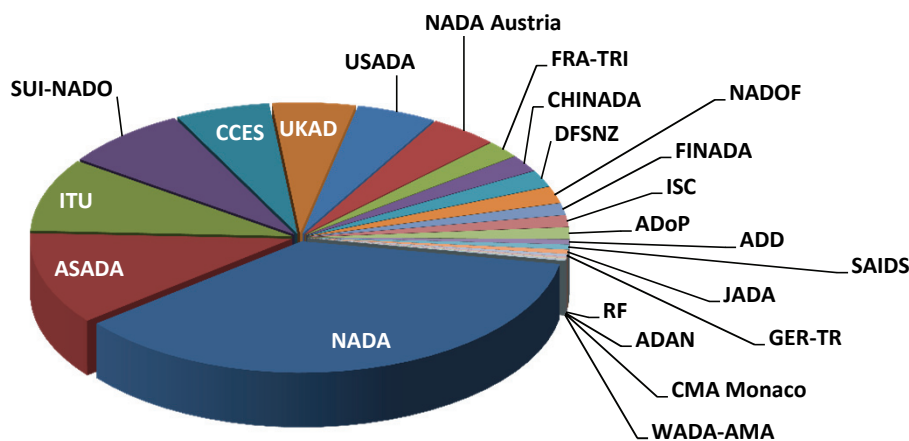
**Table 41: 2013 ABP Blood Passport Testing Figures - Tennis**

| ADAMS Code    | Testing Authority (TA)             | IC        | OOC        | Total      | %    |
|---------------|------------------------------------|-----------|------------|------------|------|
| ITF           | International Tennis Federation    | 96        | 167        | 263        | 87%  |
| USADA         | United States Anti-Doping Agency   | 1         | 18         | 19         | 6.3% |
| FRA-TE        | Fédération française de tennis     | 0         | 10         | 10         | 3.3% |
| UKAD          | UK Anti-Doping                     | 0         | 8          | 8          | 2.7% |
| NADA          | German National Anti-Doping Agency | 0         | 1          | 1          | 0.3% |
| <b>Totals</b> |                                    | <b>97</b> | <b>204</b> | <b>301</b> |      |

**Table 42: 2013 ABP Blood Passport Testing Figures - Triathlon**

| ADAMS Code    | Testing Authority (TA)                      | IC        | OOB        | Total      | %    |
|---------------|---|-----------|------------|------------|------|
| NADA          | German National Anti-Doping Agency          | 0         | 355        | 355        | 36%  |
| ASADA         | Australian Sports Anti-Doping Authority     | 0         | 111        | 111        | 11%  |
| ITU           | International Triathlon Union               | 16        | 72         | 88         | 9.0% |
| SUI-NADO      | Antidoping Switzerland                      | 0         | 75         | 75         | 7.7% |
| CCES          | Canadian Centre for Ethics in Sport         | 0         | 57         | 57         | 5.9% |
| UKAD          | UK Anti-Doping                              | 7         | 43         | 50         | 5.1% |
| USADA         | United States Anti-Doping Agency            | 0         | 48         | 48         | 4.9% |
| NADA Austria  | National Anti-Doping Agency Austria         | 0         | 41         | 41         | 4.2% |
| FRA-TRI       | Fédération française de triathlon           | 11        | 10         | 21         | 2.2% |
| CHINADA       | Chinese Anti-Doping Agency                  | 4         | 16         | 20         | 2.1% |
| DFSNZ         | Drug Free Sport New Zealand                 | 0         | 20         | 20         | 2.1% |
| NADOF         | NADO Flanders                               | 0         | 20         | 20         | 2.1% |
| FINADA        | Finnish Anti-Doping Agency                  | 0         | 14         | 14         | 1.4% |
| ISC           | Irish Sports Council                        | 0         | 14         | 14         | 1.4% |
| ADoP          | Autoridade Antidopagem de Portugal          | 0         | 14         | 14         | 1.4% |
| ADD           | Anti Doping Denmark                         | 0         | 6          | 6          | 0.6% |
| SAIDS         | South African Institute for Drug-Free Sport | 0         | 6          | 6          | 0.6% |
| JADA          | Japan Anti-Doping Agency                    | 0         | 5          | 5          | 0.5% |
| GER-TR        | Deutsche Triathlon Union                    | 0         | 3          | 3          | 0.3% |
| RF            | Swedish Sports Confederation                | 0         | 2          | 2          | 0.2% |
| ADAN          | Anti Doping Authority the Netherlands       | 0         | 1          | 1          | 0.1% |
| CMA Monaco    | Comité Monegasque Antidopage                | 0         | 1          | 1          | 0.1% |
| WADA-AMA      | World Anti-Doping Agency                    | 0         | 1          | 1          | 0.1% |
| <b>Totals</b> |   | <b>38</b> | <b>935</b> | <b>973</b> |      |

**2013 ABP Blood Passport Testing Figures - Triathlon**



**Table 43: 2013 ABP Blood Passport Testing Figures - Volleyball**

| ADAMS Code    | Testing Authority (TA)              | IC       | OOC        | Total      | %    |
|---------------|-------------------------------------|----------|------------|------------|------|
| FRA-VB        | Antidoping Switzerland              | 7        | 127        | 134        | 99%  |
| KAZ-NADO      | Fédération Française de Volley-ball | 0        | 1          | 1          | 0.7% |
| <b>Totals</b> |                                     | <b>7</b> | <b>128</b> | <b>135</b> |      |

**Table 44: 2013 ABP Blood Passport Testing Figures - Weightlifting**

| ADAMS Code    | Testing Authority (TA)                  | IC       | OOC       | Total     | %    |
|---------------|---|----------|-----------|-----------|------|
| ASADA         | Australian Sports Anti-Doping Authority | 0        | 42        | 42        | 53%  |
| FFHMFAC       | Federation Francaise d'Halterophilie    | 0        | 24        | 24        | 30%  |
| USADA         | United States Anti-Doping Agency        | 0        | 8         | 8         | 10%  |
| WADA-AMA      | World Anti-Doping Agency                | 0        | 5         | 5         | 6.3% |
| ADN           | Anti-Doping Norway                      | 0        | 1         | 1         | 1.3% |
| <b>Totals</b> |   | <b>0</b> | <b>80</b> | <b>80</b> |      |

**Table 45: 2013 ABP Blood Passport Testing Figures -Wrestling**

| ADAMS Code    | Testing Authority (TA)        | IC       | OOC      | Total    | %    |
|---------------|-------------------------------|----------|----------|----------|------|
| FRA-FFL       | Federation Francaise de Lutte | 0        | 3        | 3        | 100% |
| <b>Totals</b> |                               | <b>0</b> | <b>3</b> | <b>3</b> |      |

**Table 46: 2013 ABP Blood Passport Testing Figures - IPC Sports**

| ADAMS Code    | Testing Authority (TA)                    | Discipline               | IC        | OOC       | Total     | %    |
|---------------|---|--------------------------|-----------|-----------|-----------|------|
| SUI-NADO      | Antidoping Switzerland                    | IPC Athletics            | 0         | 21        | 33        | 33%  |
| ISC           | Irish Sports Council                      | IPC Athletics            | 0         | 9         |           |      |
| CCES          | Canadian Centre for Ethics in Sport       | IPC Athletics            | 0         | 2         |           |      |
| ADD           | Anti Doping Denmark                       | IPC Athletics            | 0         | 1         |           |      |
| RUSADA        | Russian National Anti-Doping Organization | IPC Powerlifting         | 20        | 0         | 23        | 23%  |
| ISC           | Irish Sports Council                      | IPC Powerlifting         | 0         | 3         |           |      |
| IPC           | International Paralympic Committee        | IPC Nordic Cross-Country | 4         | 15        | 23        | 23%  |
| WADA-AMA      | World Anti-Doping Agency                  | IPC Nordic Cross-Country | 0         | 4         |           |      |
| RUSADA        | Russian National Anti-Doping Organization | IPC Nordic Biathlon      | 0         | 16        | 16        | 16%  |
| SUI-NADO      | Antidoping Switzerland                    | IPC Alpine               | 0         | 4         | 4         | 4.0% |
| <b>Totals</b> |   |                          | <b>24</b> | <b>75</b> | <b>99</b> |      |

**Table 47: 2013 ABP Blood Passport Testing Figures - IPC Sports**

| ADAMS Code    | Testing Authority (TA)              | Sport/Discipline | IC       | OOC       | Total     | %   |
|---------------|-------------------------------------|------------------|----------|-----------|-----------|-----|
| CIP           | Italian Paralympic Committee        | Skiing           | 4        | 7         | 11        | 46% |
| NADA Austria  | National Anti-Doping Agency Austria | CISS Athletics   | 0        | 6         | 6         | 25% |
| CIP           | Italian Paralympic Committee        | Rowing           | 0        | 5         | 5         | 21% |
| CIP           | Italian Paralympic Committee        | Biathlon         | 0        | 1         | 1         | 4%  |
| CIP           | Italian Paralympic Committee        | Triathlon        | 0        | 1         | 1         | 4%  |
| <b>Totals</b> |                                     |                  | <b>4</b> | <b>20</b> | <b>24</b> |     |



**Table 47: 2013 ABP Blood Passport Testing Figures - IOC Recognized Sports**

### Baseball

| ADAMS Code    | Testing Authority (TA)                  | IC       | OOC      | Total    | %      |
|---------------|---|----------|----------|----------|--------|
| ASADA         | Australian Sports Anti-Doping Authority | 4        | -        | 4        | 100.0% |
| <b>Totals</b> |   | <b>4</b> | <b>0</b> | <b>4</b> |        |

### Cricket

| ADAMS Code    | Testing Authority (TA)                  | IC       | OOC       | Total     | %    |
|---------------|---|----------|-----------|-----------|------|
| ASADA         | Australian Sports Anti-Doping Authority | -        | 38        | 38        | 100% |
| <b>Totals</b> |   | <b>0</b> | <b>38</b> | <b>38</b> |      |

### Karate

| ADAMS Code    | Testing Authority (TA)                                  | IC       | OOC      | Total    | %    |
|---------------|---|----------|----------|----------|------|
| FRA-KT        | Fédération française de karaté et disciplines associées | -        | 6        | 6        | 100% |
| <b>Totals</b> |   | <b>0</b> | <b>6</b> | <b>6</b> |      |

### Life Saving

| ADAMS Code    | Testing Authority (TA)                  | IC       | OOC      | Total     | %    |
|---------------|---|----------|----------|-----------|------|
| ASADA         | Australian Sports Anti-Doping Authority | 7        | 4        | 11        | 100% |
| <b>Totals</b> |   | <b>7</b> | <b>4</b> | <b>11</b> |      |

### Motorcycle Racing

| ADAMS Code    | Testing Authority (TA)              | IC       | OOC      | Total     | %    |
|---------------|-------------------------------------|----------|----------|-----------|------|
| FIM           | International Motorcycle Federation | 5        | 5        | 10        | 100% |
| <b>Totals</b> |                                     | <b>5</b> | <b>5</b> | <b>10</b> |      |

### Mountaineering and Climbing

| ADAMS Code    | Testing Authority (TA)                               | IC       | OOC       | Total     | %   |
|---------------|--|----------|-----------|-----------|-----|
| SUI-NADO      | Antidoping Switzerland                               | -        | 12        | 12        | 92% |
| FRA-MC        | Fédération française de la montagne et de l'escalade | -        | 1         | 1         | 8%  |
| <b>Totals</b> |  | <b>0</b> | <b>13</b> | <b>13</b> |     |

### Orienteering

| ADAMS Code    | Testing Authority (TA)                | IC       | OOC       | Total     | %    |
|---------------|---------------------------------------|----------|-----------|-----------|------|
| SUI-NADO      | Antidoping Switzerland                | -        | 54        | 54        | 55%  |
| ADN           | Anti-Doping Norway                    | -        | 34        | 34        | 34%  |
| IOF           | International Orienteering Federation | 8        | -         | 8         | 8%   |
| FINADA        | Finnish Anti-Doping Agency            | -        | 3         | 3         | 3.0% |
| <b>Totals</b> |                                       | <b>8</b> | <b>91</b> | <b>99</b> |      |



**Table 47: 2013 ABP Blood Passport Testing Figures - IOC Recognized Sports - continued**

### Roller Sports

| ADAMS Code    | Testing Authority (TA)                 | IC       | OOC      | Total     | %    |
|---------------|--|----------|----------|-----------|------|
| FIRS          | International Roller Sports Federation | 6        | 0        | 6         | 40%  |
| FRA-ROL       | Fédération Française de Roller skating | 0        | 5        | 5         | 33%  |
| ISU           | International Skating Union            | 0        | 3        | 3         | 20%  |
| SUI-NADO      | Antidoping Switzerland                 | 0        | 1        | 1         | 6.7% |
| <b>Totals</b> |  | <b>6</b> | <b>9</b> | <b>15</b> |      |

### Softball

| ADAMS Code    | Testing Authority (TA)                  | IC       | OOC      | Total    | %    |
|---------------|---|----------|----------|----------|------|
| ASADA         | Australian Sports Anti-Doping Authority | 8        | 0        | 8        | 100% |
| <b>Totals</b> |   | <b>8</b> | <b>0</b> | <b>8</b> |      |

### Squash

| ADAMS Code    | Testing Authority (TA)   | IC       | OOC       | Total     | %   |
|---------------|--------------------------|----------|-----------|-----------|-----|
| UKAD          | UK Anti-Doping           | 0        | 11        | 11        | 79% |
| FRA-SQ        | French Squash Federation | 0        | 3         | 3         | 21% |
| <b>Totals</b> |                          | <b>0</b> | <b>14</b> | <b>14</b> |     |

### Underwater Sports

| ADAMS Code    | Testing Authority (TA)      | IC       | OOC       | Total     | %    |
|---------------|-----------------------------|----------|-----------|-----------|------|
| CMAS          | World Underwater Federation | 0        | 32        | 32        | 100% |
| <b>Totals</b> |                             | <b>0</b> | <b>32</b> | <b>32</b> |      |

**Table 48: 2013 ABP Blood Passport Testing Figures - AIMS Sports**

### Kickboxing

| ADAMS Code    | Testing Authority (TA)  | IC       | OOC      | Total    | %    |
|---------------|---|----------|----------|----------|------|
| FFSCDA        | Fédération Française de Sports de Contact et Disciplines Assimilées | 5        | 0        | 5        | 100% |
| <b>Totals</b> |   | <b>5</b> | <b>0</b> | <b>5</b> |      |

### Powerlifting

| ADAMS Code    | Testing Authority (TA)                  | IC       | OOC      | Total    | %   |
|---------------|---|----------|----------|----------|-----|
| FFHMFAC       | Federation Francaise d'Halterophilie    | 0        | 3        | 3        | 60% |
| ASADA         | Australian Sports Anti-Doping Authority | 0        | 2        | 2        | 40% |
| <b>Totals</b> |   | <b>0</b> | <b>5</b> | <b>5</b> |     |

### Savate

| ADAMS Code    | Testing Authority (TA)                 | IC       | OOC      | Total    | %    |
|---------------|--|----------|----------|----------|------|
| FRA-FrBox     | Federation Française de boxe Française | 0        | 8        | 8        | 100% |
| <b>Totals</b> |  | <b>0</b> | <b>8</b> | <b>8</b> |      |

### Ski-Mountaineering

| ADAMS Code    | Testing Authority (TA)                               | IC       | OOC       | Total     | %    |
|---------------|--|----------|-----------|-----------|------|
| ISMF          | International Ski Mountaineering Federation          | 0        | 56        | 56        | 88%  |
| SUI-NADO      | Antidoping Switzerland                               | 0        | 7         | 7         | 11%  |
| FRA-MC        | Fédération française de la montagne et de l'escalade | 0        | 1         | 1         | 1.6% |
| <b>Totals</b> |  | <b>0</b> | <b>64</b> | <b>64</b> |      |

**Table 49: 2013 ABP Blood Passport Testing Figures - Other Sports**

| ADAMS Code    | Testing Authority (TA)                      | IC        | OOC        | Total      | %    |
|---------------|---|-----------|------------|------------|------|
| ASADA         | Australian Sports Anti-Doping Authority     | -         | 642        | 642        | 66%  |
| WTC           | World Triathlon Corporation                 | -         | 251        | 251        | 26%  |
| USADA         | United States Anti-Doping Agency            | 12        | 20         | 32         | 3.3% |
| FRA-RL        | Federation Française de rugby à XIII        | -         | 10         | 10         | 1.0% |
| FISU          | International University Sport Federation   | 9         | -          | 9          | 0.9% |
| NADO F        | NADO Flanders                               | -         | 7          | 7          | 0.7% |
| SAIDS         | South African Institute for Drug-Free Sport | -         | 4          | 4          | 0.4% |
| SUI-NADO      | Antidoping Switzerland                      | -         | 4          | 4          | 0.4% |
| ADD           | Anti Doping Denmark                         | -         | 2          | 2          | 0.2% |
| BDB           | Bund Deutscher Berufsboxer e.V              | -         | 2          | 2          | 0.2% |
| DFSNZ         | Drug Free Sport New Zealand                 | -         | 2          | 2          | 0.2% |
| FISA          | International Rowing Federation             | 2         | -          | 2          | 0.2% |
| UKAD          | UK Anti-Doping                              | 2         | -          | 2          | 0.2% |
| <b>Totals</b> |   | <b>25</b> | <b>944</b> | <b>969</b> |      |